

## **AUTOMATED HARDWARE COMPONENTS AND WIRING**

2021.03 v3.1



HOW TO USE THE SCHEMATICS

The following easy to follow schematics are set up in relation to a minimum equipment list. This minimum equipment list can be found on each page of the wiring drawings to help reference the necessary parts needed and how they relate to one and other.

To use this document you need to follow a few very simple steps. You can refer to the header on each chart to first find the number of openings you need to automate.

The drawings will also have a matching list of parts needed to operate the system successfully. Simply follow the list on that drawing to help identify, select and show the location and orientation of the parts you will use. Parts are designed to plug together via the use of the male and female Quick Connect Plugs.

For wiring hookups not using the Plug & Play method is possible, electricians can follow the guide on the specifications required.

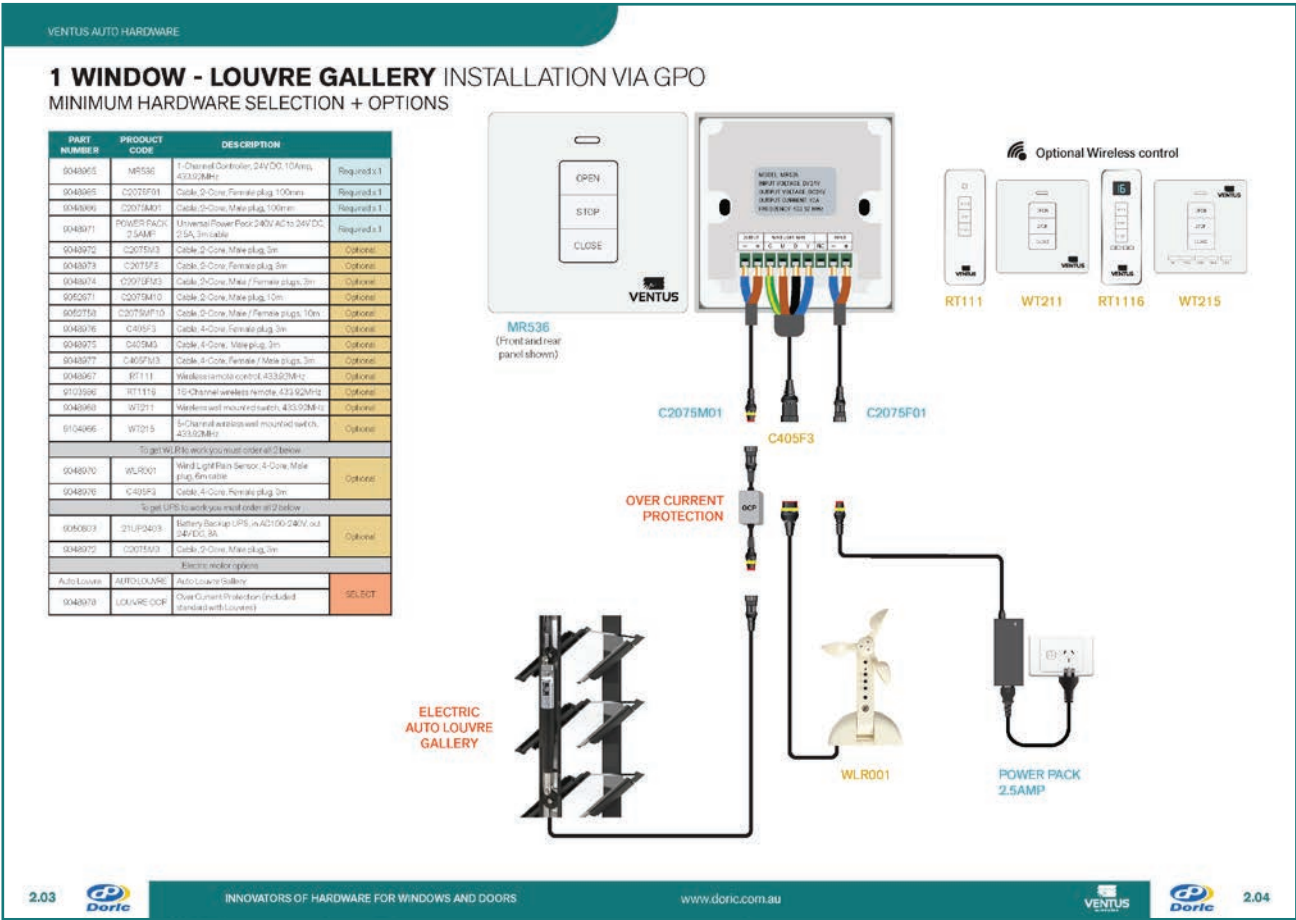
PLUG & PLAY

Thanks for considering Doric Ventus Automated Hardware as your electronic opening solution.

This document provides all the details you require to order and install Ventus Automated Hardware.

CONTENTS

SECTION	PAGE
1 General Guidelines	1. 03
2 Auto Chainwinder Size Chart	1. 04
3 Automated Chainwinder Wiring	1. 05
4 Synchronising Auto Chainwinder	1. 06
5 Auto Louvre Size Chart	1. 07
6 Auto Louvre Wiring	1. 07
7 Pairing Wireless Transmitters	1. 09
8 Components & Descriptions	1. 10
9 Wiring: 1 Window	2. 04 - 2. 14
Wiring: 2 Windows	2. 16 - 2. 26
Wiring: 3 Windows	2. 28 - 2. 38
Wiring: 4 Windows	2. 40 - 2. 50
Wiring: 5 Windows	2. 52 - 2. 58
Wiring: 6 Windows	2. 60 - 2. 66
Wiring: 7 Windows	2. 68 - 2. 74
Wiring: 8 Windows	2. 76 - 2. 82
Wiring: Mixed Motors	2. 84 - 2. 86
Wiring: Direct Connection	2. 88





# 1 GENERAL GUIDELINES

## Some Basic Ground Rules

- 1 The Ventus system operates on 24V DC outputted from a power pack plugged into 240V AC mains power outlet via "GPO".
- 2 All Plug & Play cables are supplied in 100mm, 3m and 10m lengths.
- 3 All Auto Louvres come with and **must use** the OCP (Over Current Protection switch) included.
- 4 Use a Synchronizer Lead (Sync Lead) to operate two Automated Chainwinders on the same window. This allows greater pitch between chains on wider windows.
- 5 Any electrical cable joins on site must be made with the provided plugs or be a soldered joint.

**Step 1.** Identify the drawing that you will be wanting to install.

**Step 2.** Refer to the List of parts

Required

=

Item required. The system cannot function without this item.

Optional

=

This is an optional item. The user can select optional accessories or parts as required for the system to operate.

Select

=

This is a required item with options. The user will need to select at least one of these to operate that setup.

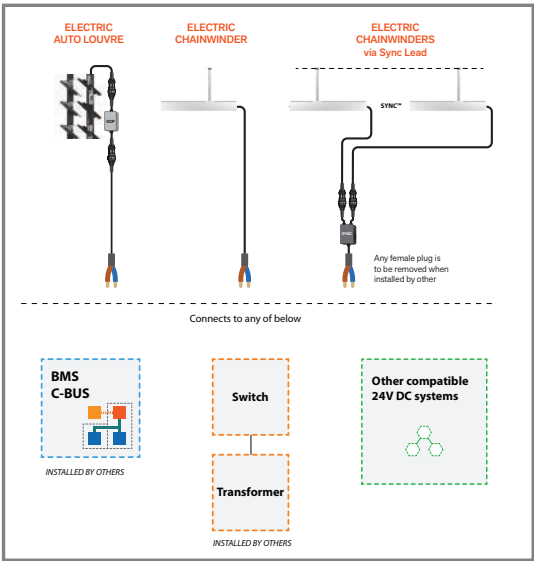
## Installation without 'Plug & Play' Have your electrician install for you.

When installations do not require the Ventus 'Plug & Play' connectors, the installation can be made using direct connections following the guidelines below.


This must be completed by a **Licensed Electrician** and support the minimum requirements.

### Requirements:

- Motor hardware operates on 24V DC and requires a minimum cable diameter of 0.75mm to reduce voltage loss over longer distances.
- Auto Louvres come with and **must use** the OCP (Over Current Protection switch) included.
- Use a Synchronizer Lead (Sync Lead) to operate two Automated Chainwinders on the same window.
- Non 'Plug & Play' cable joins must be a soldered joint.



See page 2.88 for the direct connection guide.



# 2 AUTOMATED CHAINWINDER SIZE CHART

Chainwinder	Height (max)	Width (max)	m <sup>2</sup> (max)	Weight < kg (no greater than)	Force of Motor
SCE100s	1500mm	*1200mm	1.8m <sup>2</sup>	< 25kgs	250N
SCE300s	1500mm	*1200mm	1.8m <sup>2</sup>	< 25kgs	250N
LCD300	1800mm	*1200mm	2.16m <sup>2</sup>	< 40kgs	400N
TCE300	1800mm	*2400mm	4.36m <sup>2</sup>	< 80kgs	800N
SCE100s + SCE100s SYNCHRONISED	1200mm	*2400mm	2.88m <sup>2</sup>	< 50kgs	Combined 500N
SCE300s + SCE300s SYNCHRONISED	1200mm	*2400mm	2.88m <sup>2</sup>	< 50kgs	Combined 500N
LCD300 + LCD300 SYNCHRONISED	1500mm	*2400mm	3.6m <sup>2</sup>	< 80kgs	Combined 800N

**SYNCHRONISED** refers to the addition of a synchroniser box plugged from a channel on the control box and operates two matching Automated Chainwinders through one channel simultaneously.

### IMPORTANT:

Automated Chainwinders are to be used with **Non-Friction Stays**. Friction Stays should not be used.

SCE100s or SCE300s

Application up to:

1.8 m<sup>2</sup>

25kg

250N

1200mm wide

Synchronised: SCE100s + SCE100s  
or  
Synchronised: SCE300s + SCE300s

Application up to:

2.88 m<sup>2</sup>

50kg

500N

2400mm wide

LCD300

Application up to:

2.16 m<sup>2</sup>

40kg

400N

1200m wide

Synchronised: LCD300 + LCD300

Application up to:

3.6 m<sup>2</sup>

80kg

800N

2400mm wide

TCE300

Application up to:

4.36 m<sup>2</sup>

80kg

800N

2400mm wide

### 3 AUTOMATED CHAINWINDER WIRING

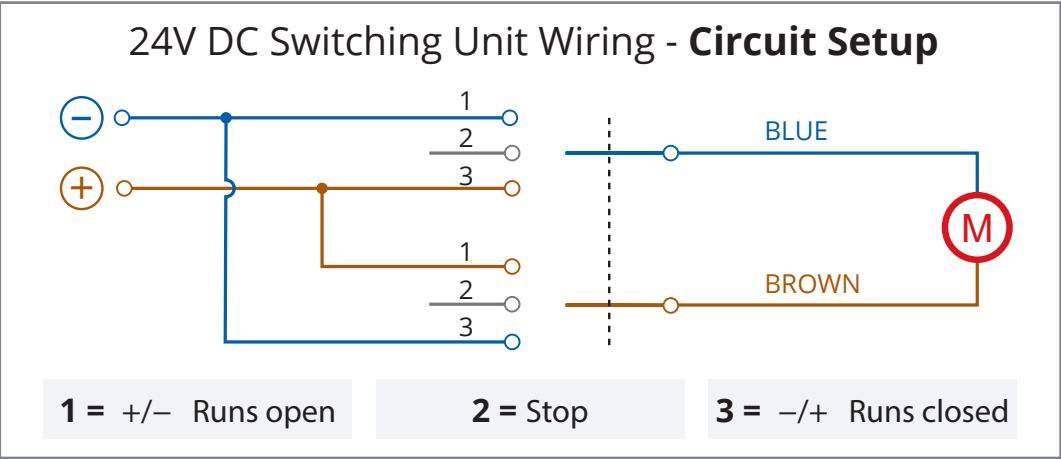
#### Chainwinder Switch Unit

Ventus chainwinders have an internal circuit board called a switch unit. This switch unit is not polarity sensitive, allowing the unit to run in either direction dependent on the signal sent and received.

+/- Runs open

-/+ Runs closed

If you press open on a remote or a BMS, the unit will receive a +/- signal to open the motor.



#### Power Supply

**1 to 4 Motors:**  
2.5 Amp Power Pack



**5 to 8 Motors:**  
10 Amp Power Pack



#### Peak Amp Guide

- |  |   |
|--|---|
| <b>SCE100s Standard Chain Electric</b> | - Peak Amp 1.0 Amp – Normal – 0.4-0.6 Amp |
| <b>SCE300s Standard Chain Electric</b> | - Peak Amp 1.0 Amp – Normal – 0.4-0.6 Amp |
| <b>LCD300 Large Chain Electric</b>     | - Peak Amp 2.8 Amp – Normal – 0.4-1.0 Amp |
| <b>TCE300 Twin Chain Electric</b>      | - Peak Amp 5.6 Amp – Normal – 0.8-2.0 Amp |

#### WIRING

The automation products operate off a 24V DC system and requires a minimum cable diameter of 0.75mm to reduce voltage loss over longer distances.

### 4 SYNCHRONISING AUTOMATED CHAINWINDER

Unlike other systems that use a network cable to achieve synchronising, Ventus does not require additional components such as network adapters and power packs.

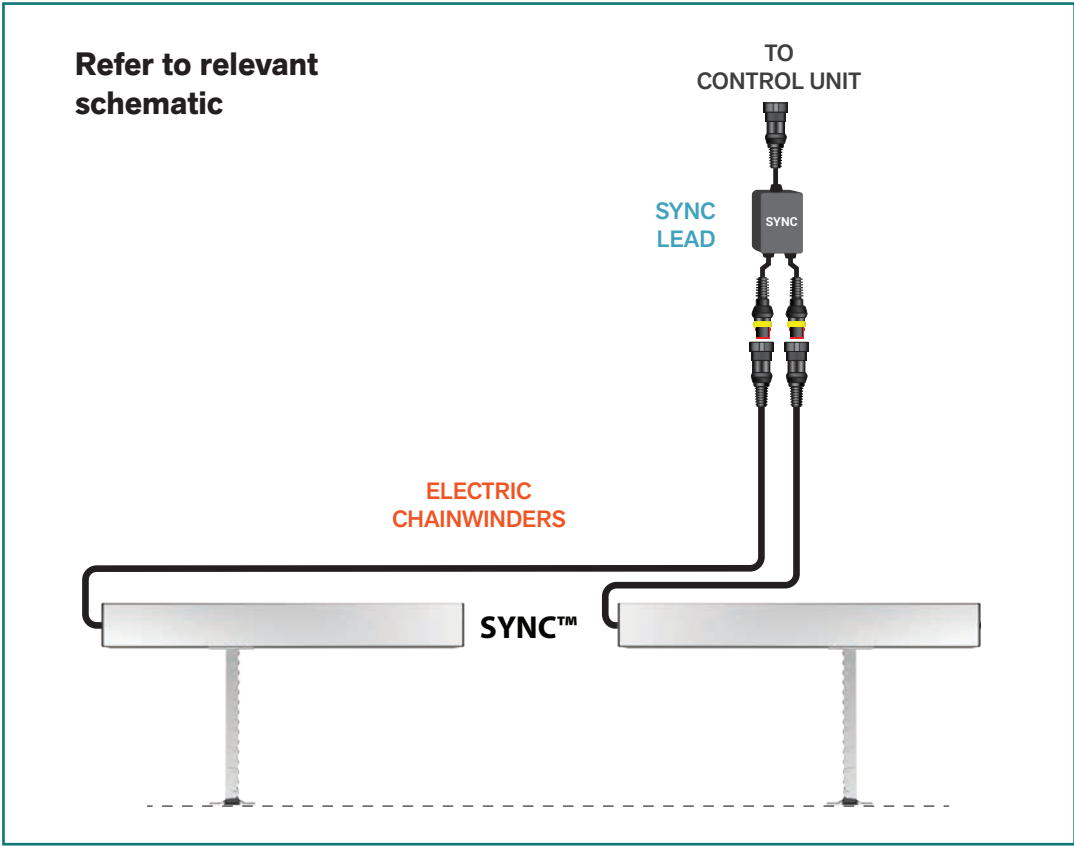
The Ventus Plug and Play system allows for a faster and more cost effective method of linking winders together.

The Sync Lead guarantees that **both winders** will run in synchronisation. If a load related issue is detected, for example, one of the winders gets jammed or damaged, the protection circuit activates isolating the linked pair until the issue is resolved.

It is recommended the Sync Lead is fitted next to the controller allowing for ease of install, keeping the electrical components in one location. This item does not require a separate power supply as the controller provides sufficient power required for both chainwinders through the one channel.



\*\*\* **Important:** When using a Sync Lead, refer to the correct schematic to ensure you're using the correct power pack \*\*\*



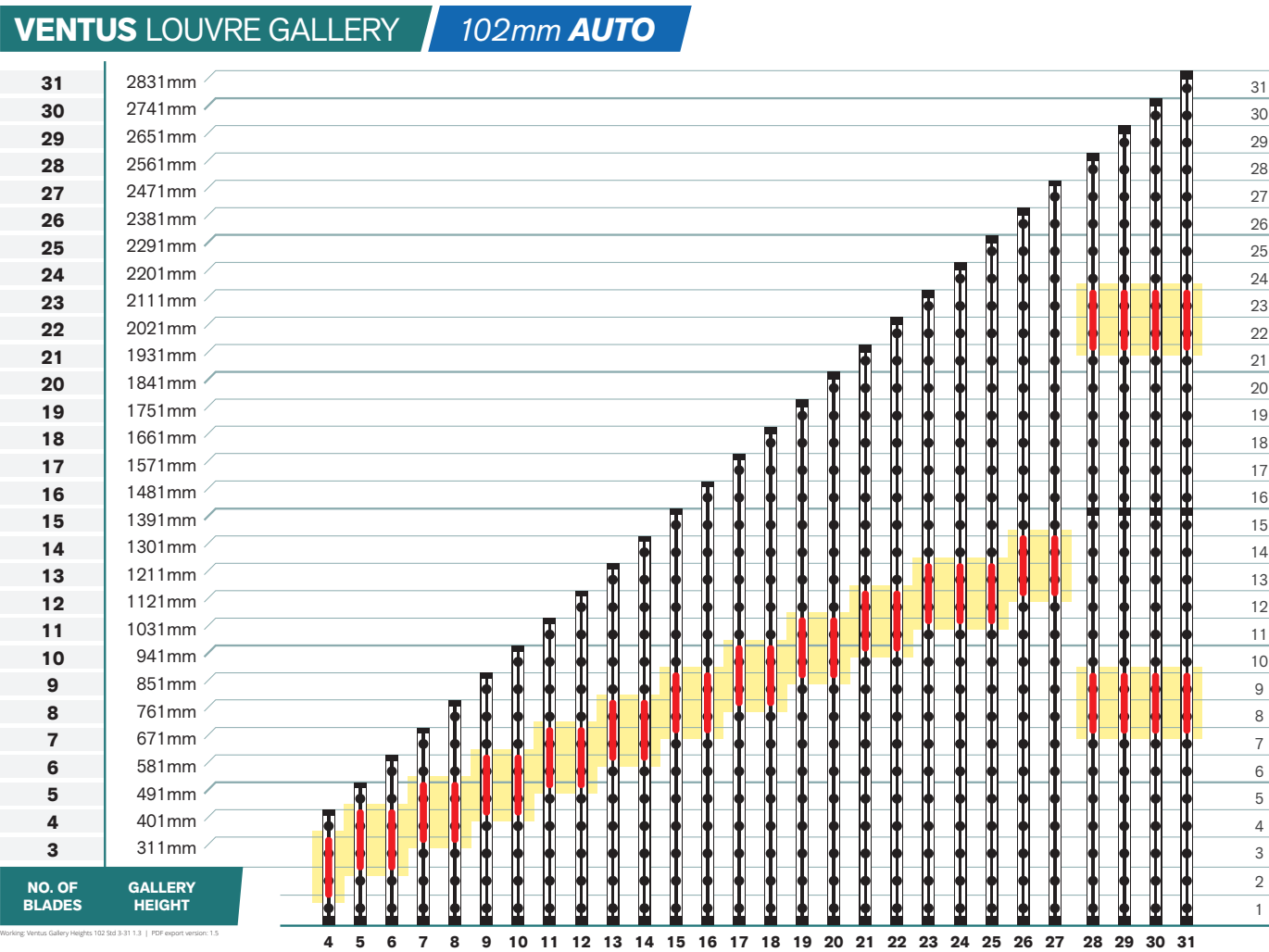


5

AUTO LOUVRE SIZE CHARTS

102mm AUTO LOUVRE

HEIGHTS & MOTOR LOCATION

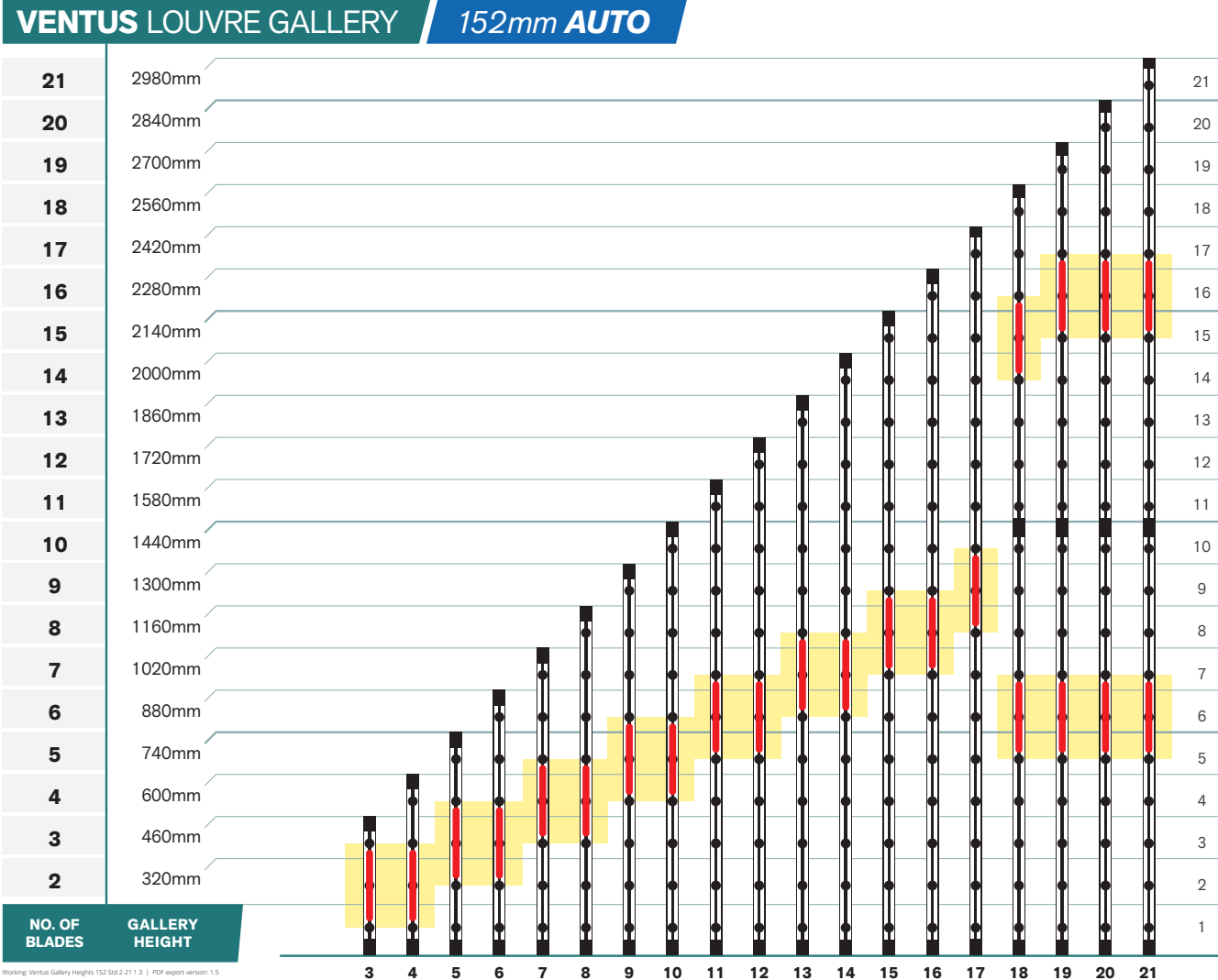


 = MOTOR LOCATION

**Note:** Sizes greater than shown are possible as an engineered solutions with consultation

152mm AUTO LOUVRE

HEIGHTS & MOTOR LOCATION



6

AUTO LOUVRE WIRING



The cable exits top left hand side of the frame viewed from inside.

The cable is 3m long from the motor location, about halfway down.

The plug is 22mm in diameter.

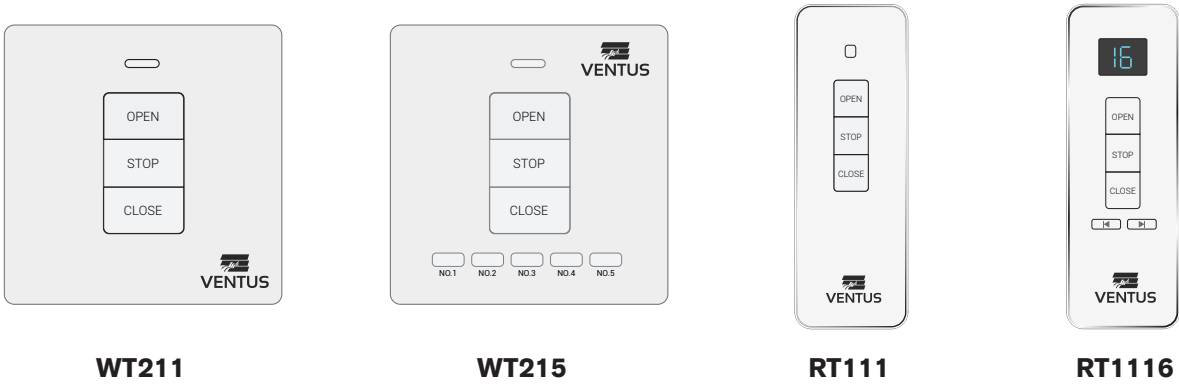
ELECTRIC  
AUTO LOUVRE  
GALLERY

OVER CURRENT  
PROTECTION

Every Auto Louvre motor requires a Over Current Protection (OCP). One is supplied with every motor.

7

PAIRING WIRELESS TRANSMITTERS



SPECIFICATIONS

Model	Channel	Working Frequency	Transmission Distance	Button Battery	Operating Current	Receiving Sensitivity
WT211	1	433.92MHz	< 50m	3V CR2032	≤ 10mA	-100dBm
WT215	5	433.92MHz	< 50m	3V CR2430	≤ 10mA	-100dBm
RT111	1	433.92MHz	< 50m	3V CR2430	≤ 10mA	-100dBm
RT1116	16	433.92MHz	< 50m	3V CR2430	≤ 10mA	-100dBm

Pairing Wireless Transmitters **Guide**

OPERATION DESCRIPTION

- Before setting multi channel transmitter, please choose a channel you want to program and control.
- Setting method of single channel remote is as same as multi channel remote.

MATCHING CODE

- Power the controller on
- Press [STOP] on the receiver for 5 seconds
- Press [UP] on the remote *within* 15 seconds
- LED flashes 3 times and turns off
- Codes are matched successfully

CLEARING SINGLE CODE

- Power the controller on
- Press [STOP] on the controller for 5 seconds
- Press [DOWN] on the remote *within* 15 seconds
- LED flashes 3 times and turns off
- Code is cleared successfully

LOCKING CHANNEL *(For RT1116 only)*

- Select the required channel
- On the back of the remote, press the key in the hole three times quickly to lock and unlock
- It will default back to unlock after power off or reset

REPLACING BATTERY

- Open the back board of the transmitter.
- Take out the used battery and place the new one.
- Close the back board.
- Please dispose of the used battery appropriately.


TROUBLESHOOTING

No.	Symptom	Solution
1	LED on the transmitter is off or weak.	1. Make sure the cover is installed ready. 2. Change the battery.
2	The transmitter and the receiver work well, the motor does not work.	1. Check the wiring of motor. 2. Check all control connections.



8 COMPONENTS AND DESCRIPTIONS

PART NUMBER	PRODUCT CODE	DESCRIPTION
9048965	MR536	1-Channel Controller, 24V DC, 10Amp, 433.92MHz
9048966	MR551	8-Channel Controller, 24V DC, 2.8Amp, 433.92MHz
9048985	C2075F01	Cable, 2-Core, Female plug, 100mm
9048986	C2075M01	Cable, 2-Core, Male plug, 100mm
9048971	POWER PACK 2.5AMP	Universal Power Pack 240V AC to 24V DC, 2.5A, 3m cable
9052175	POWER PACK 10AMP	Power Pack 240V AC to 24V DC, 10 Amp - ELG-240-24A-3Y
9052924	S102P SYNC	Synchronizer control unit
9052968	C1F2M	Motor Control Test Lead
9048967	RT111	Wireless remote control, 433.92MHz
9103586	RT1116	16-Channel wireless remote, 433.92MHz
9048968	WT211	Wireless wall mounted switch, 433.92MHz
9104966	WT215	5-Channel wireless wall mounted switch, 433.92MHz
9048972	C2075M3	Cable, 2-Core, Male plug, 3m
9048973	C2075F3	Cable, 2-Core, Female plug, 3m
9048974	C2075FM3	Cable, 2-Core, Male / Female plugs, 3m
9052671	C2075M10	Cable, 2-Core, Male plug, 10m
9052758	C2075MF10	Cable, 2-Core, Male / Female plugs, 10m
9048976	C405F3	Cable, 4-Core, Female plug, 3m
9048975	C405M3	Cable, 4-Core, Male plug, 3m
9048977	C405FM3	Cable, 4-Core, Female / Male plugs, 3m
Auto Louvre	AUTOLOUVRE	Auto Louvre Gallery
9048978	LOUVRE OCP	Over Current Protection (included standard with Louvres)
9052637	SCE100s	Standard Chain Electric Winder 24V DC, 100mm, 250N
9052809	SCE300s	Standard Chain Electric Winder 24V DC, 300mm, 250N
9050600	TCE300	Twin Chain Electric Winder 24V DC, 300mm, 800N
9050601	LCD300	Large Chain Electric Winder 24V DC, 300mm, 400N
9105464	SCE100s Black PC	Standard Chain Electric Winder 24V DC, 100mm, 250N, Black powder coat
9052620	SCE300s Black PC	Standard Chain Electric Winder 24V DC, 300mm, 250N, Black powder coat
9052621	TCE300 Black PC	Twin Chain Electric Winder 24V DC, 300mm, 800N, Black powder coat
9052622	LCD300 Black PC	Large Chain Electric Winder 24V DC, 300mm, 400N, Black powder coat
To get MS541 to work you must order all 3 below		
9048969	MS541	Wired wall mounted switch
9048976	C405F3	Cable, 4-Core, Female plug, 3m
9048975	C405M3	Cable, 4-Core, Male plug, 3m
To get WLR to work you must order all 2 below		
9048970	WLR001	Wind Light Rain Sensor, 4-Core, Male plug, 6m cable
9048976	C405F3	Cable, 4-Core, Female plug, 3m
To get UPS to work you must order all 2 below		
9050603	21UP2403	Battery Backup UPS, in AC100-240V, out 24V DC, 3A
9048972	C2075M3	Cable, 2-Core, Male plug, 3m



MR536  
1-Channel control unit



MR551  
8-Channel control unit



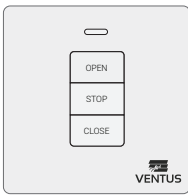
POWER PACK 2.5AMP  
Mains power 240V AC to 24V DC



POWER PACK 10AMP  
Mains power 240V AC to 24V DC



21UP2403  
Battery backup power



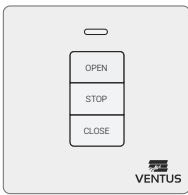
MS541  
Wired wall mounted switch



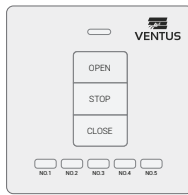
RT111  
1-Channel wireless remote control



RT1116  
16-Channel wireless remote control



WT211  
1-Channel wireless wall mounted switch



WT215  
5-Channel wireless wall mounted switch



WLR001  
Wind Light Rain Sensor



C2075F01  
2-Core female plug 100mm



C2075M01  
2-Core male plug 100mm



C2075F3  
2-Core female plug 3m



C2075M3  
2-Core male plug 3m



C2075FM3  
2-Core female-male plug 3m



C2075FM10  
2-Core female-male plug 10m



C2075M10  
2-Core male plug 10m



C405F3  
4-Core female plug 3m



C405M3  
4-Core male plug 3m



C405FM3  
4-Core female-male plug 3m



S102P  
Chainwinder SYNC Lead



C1F2M TEST LEAD  
On-site test unit



Louvre OCP  
Over Current Protection  
\*Included with Auto Louvre



Auto Louvre  
102mm Blade



Auto Louvre  
152mm Blade



SCE100s  
Electric Winder 100mm chain



SCE300s  
Electric Winder 300mm chain



LCD300  
Electric Winder - 300mm chain

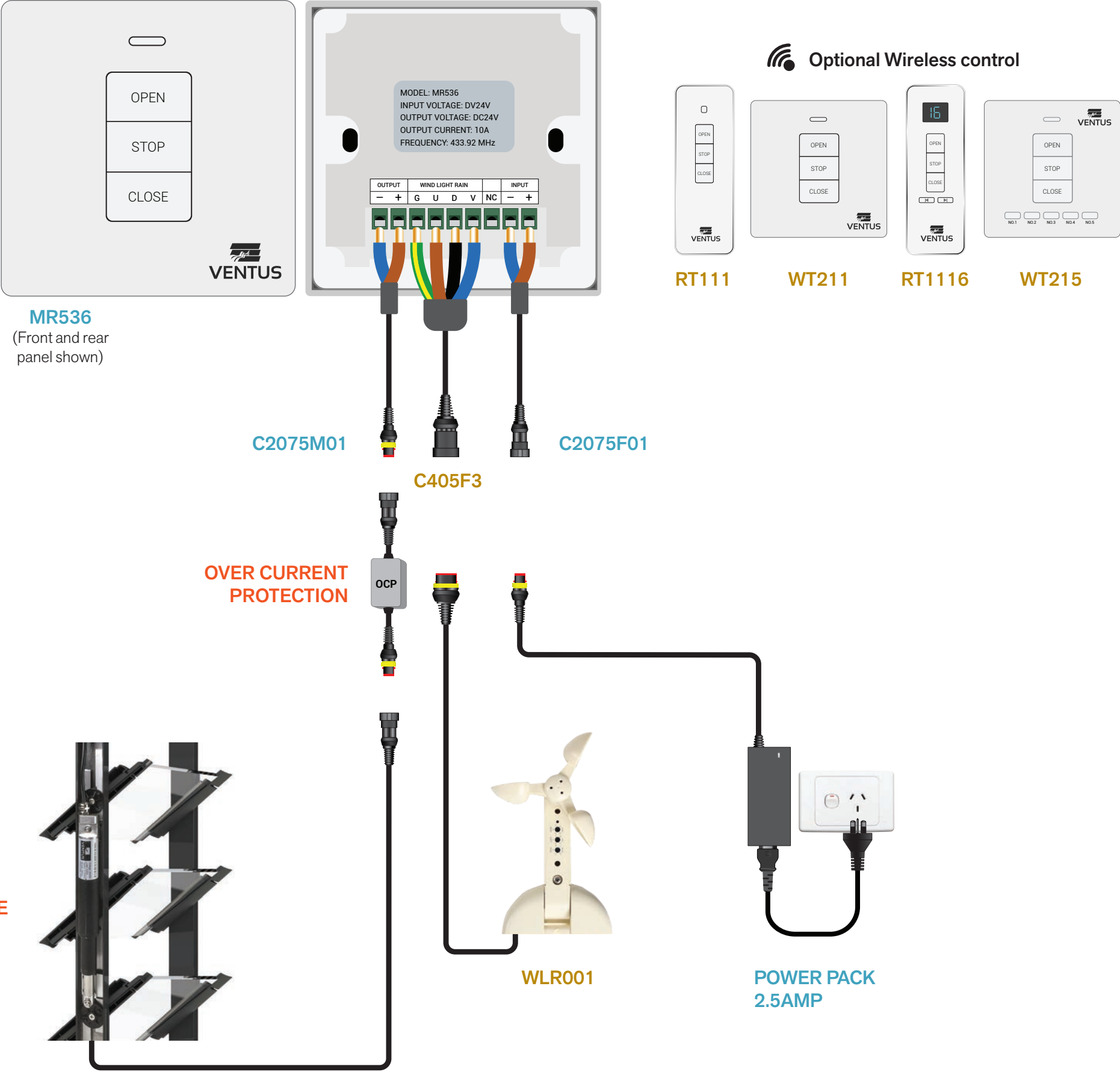


TCE300  
Twin chain electric winder - 300mm chain

# 1 WINDOW - LOUVRE GALLERY INSTALLATION VIA GPO

MINIMUM HARDWARE SELECTION + OPTIONS

PART NUMBER	PRODUCT CODE	DESCRIPTION	
9048965	MR536	1-Channel Controller, 24V DC, 10Amp, 433.92MHz	Required x 1
9048985	C2075F01	Cable, 2-Core, Female plug, 100mm	Required x 1
9048986	C2075M01	Cable, 2-Core, Male plug, 100mm	Required x 1
9048971	POWER PACK 2.5AMP	Universal Power Pack 240V AC to 24V DC, 2.5A, 3m cable	Required x 1
9048972	C2075M3	Cable, 2-Core, Male plug, 3m	Optional
9048973	C2075F3	Cable, 2-Core, Female plug, 3m	Optional
9048974	C2075FM3	Cable, 2-Core, Male / Female plugs, 3m	Optional
9052671	C2075M10	Cable, 2-Core, Male plug, 10m	Optional
9052758	C2075MF10	Cable, 2-Core, Male / Female plugs, 10m	Optional
9048976	C405F3	Cable, 4-Core, Female plug, 3m	Optional
9048975	C405M3	Cable, 4-Core, Male plug, 3m	Optional
9048977	C405FM3	Cable, 4-Core, Female / Male plugs, 3m	Optional
9048967	RT111	Wireless remote control, 433.92MHz	Optional
9103586	RT1116	16-Channel wireless remote, 433.92MHz	Optional
9048968	WT211	Wireless wall mounted switch, 433.92MHz	Optional
9104966	WT215	5-Channel wireless wall mounted switch, 433.92MHz	Optional
To get WLR to work you must order all 2 below			
9048970	WLR001	Wind Light Rain Sensor, 4-Core, Male plug, 6m cable	Optional
9048976	C405F3	Cable, 4-Core, Female plug, 3m	
To get UPS to work you must order all 2 below			
9050603	21UP2403	Battery Backup UPS, in AC100-240V, out 24V DC, 3A	Optional
9048972	C2075M3	Cable, 2-Core, Male plug, 3m	
Electric motor options			
Auto Louvre	AUTO LOUVRE	Auto Louvre Gallery	SELECT
9048978	LOUVRE OCP	Over Current Protection (included standard with Louvres)	

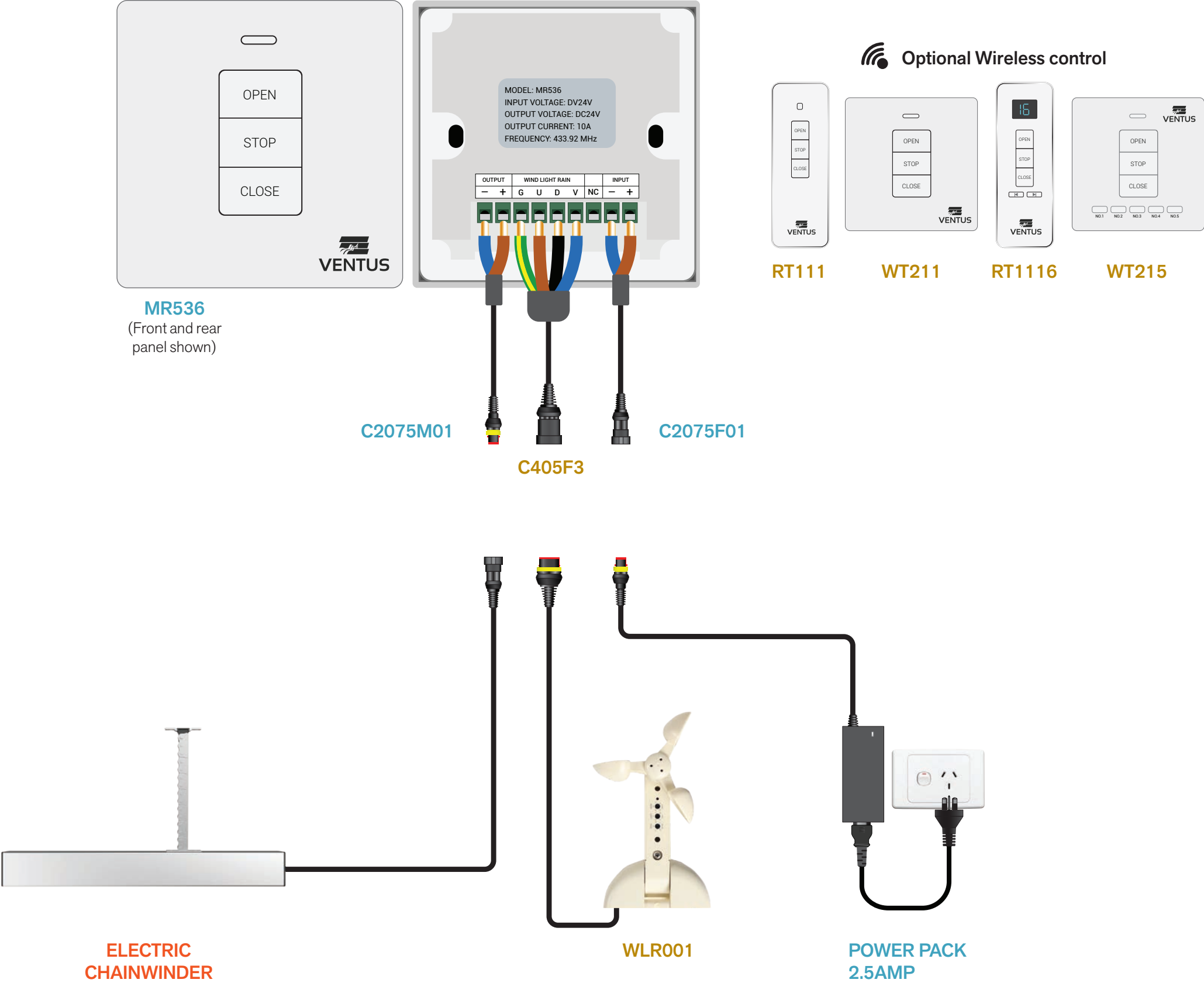




# 1 WINDOW - AWNING CHAINWINDER INSTALLATION VIA GPO

## MINIMUM HARDWARE SELECTION + OPTIONS

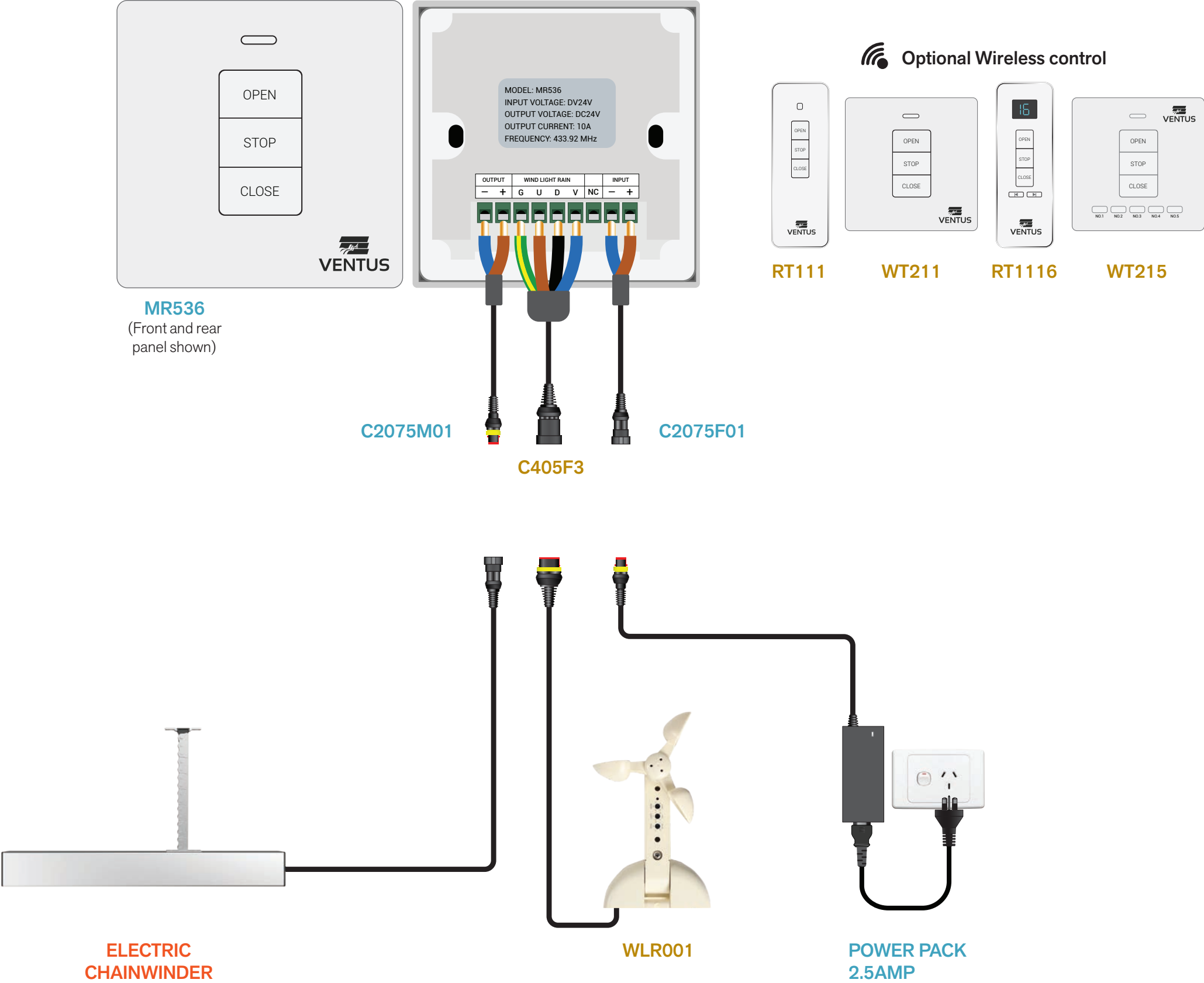
PART NUMBER	PRODUCT CODE	DESCRIPTION	
9048965	MR536	1-Channel Controller, 24V DC, 10Amp, 433.92MHz	Required x 1
9048985	C2075F01	Cable, 2-Core, Female plug, 100mm	Required x 1
9048986	C2075M01	Cable, 2-Core, Male plug, 100mm	Required x 1
9048971	POWER PACK 2.5AMP	Universal Power Pack 240V AC to 24V DC, 2.5A, 3m cable	Required x 1
9048972	C2075M3	Cable, 2-Core, Male plug, 3m	Optional
9048973	C2075F3	Cable, 2-Core, Female plug, 3m	Optional
9048974	C2075FM3	Cable, 2-Core, Male / Female plugs, 3m	Optional
9052671	C2075M10	Cable, 2-Core, Male plug, 10m	Optional
9052758	C2075MF10	Cable, 2-Core, Male / Female plugs, 10m	Optional
9048976	C405F3	Cable, 4-Core, Female plug, 3m	Optional
9048975	C405M3	Cable, 4-Core, Male plug, 3m	Optional
9048977	C405FM3	Cable, 4-Core, Female / Male plugs, 3m	Optional
9048967	RT111	Wireless remote control, 433.92MHz	Optional
9103586	RT1116	16-Channel wireless remote, 433.92MHz	Optional
9048968	WT211	Wireless wall mounted switch, 433.92MHz	Optional
9104966	WT215	5-Channel wireless wall mounted switch, 433.92MHz	Optional
To get WLR to work you must order all 2 below			
9048970	WLR001	Wind Light Rain Sensor, 4-Core, Male plug, 6m cable	Optional
9048976	C405F3	Cable, 4-Core, Female plug, 3m	
To get UPS to work you must order all 2 below			
9050603	21UP2403	Battery Backup UPS, in AC100-240V, out 24V DC, 3A	Optional
9048972	C2075M3	Cable, 2-Core, Male plug, 3m	
Electric motor options			
9052637	SCE100s	Standard Chain Electric Winder 24V DC, 100mm, 250N	SELECT
9052809	SCE300s	Standard Chain Electric Winder 24V DC, 300mm, 250N	SELECT
9050600	TCE300	Twin Chain Electric Winder 24V DC, 300mm, 800N	SELECT
9050601	LCD300	Large Chain Electric Winder 24V DC, 300mm, 400N	SELECT
Black powder coat chainwinders available, see full components list (page 1) for Part Numbers			SELECT



# 1 WINDOW - AWNING CHAINWINDER INSTALLATION VIA GPO

## MINIMUM HARDWARE SELECTION + OPTIONS

PART NUMBER	PRODUCT CODE	DESCRIPTION	
9048965	MR536	1-Channel Controller, 24V DC, 10Amp, 433.92MHz	Required x 1
9048985	C2075F01	Cable, 2-Core, Female plug, 100mm	Required x 1
9048986	C2075M01	Cable, 2-Core, Male plug, 100mm	Required x 1
9048971	POWER PACK 2.5AMP	Universal Power Pack 240V AC to 24V DC, 2.5A, 3m cable	Required x 1
9048972	C2075M3	Cable, 2-Core, Male plug, 3m	Optional
9048973	C2075F3	Cable, 2-Core, Female plug, 3m	Optional
9048974	C2075FM3	Cable, 2-Core, Male / Female plugs, 3m	Optional
9052671	C2075M10	Cable, 2-Core, Male plug, 10m	Optional
9052758	C2075MF10	Cable, 2-Core, Male / Female plugs, 10m	Optional
9048976	C405F3	Cable, 4-Core, Female plug, 3m	Optional
9048975	C405M3	Cable, 4-Core, Male plug, 3m	Optional
9048977	C405FM3	Cable, 4-Core, Female / Male plugs, 3m	Optional
9048967	RT111	Wireless remote control, 433.92MHz	Optional
9103586	RT1116	16-Channel wireless remote, 433.92MHz	Optional
9048968	WT211	Wireless wall mounted switch, 433.92MHz	Optional
9104966	WT215	5-Channel wireless wall mounted switch, 433.92MHz	Optional
To get WLR to work you must order all 2 below			
9048970	WLR001	Wind Light Rain Sensor, 4-Core, Male plug, 6m cable	Optional
9048976	C405F3	Cable, 4-Core, Female plug, 3m	
To get UPS to work you must order all 2 below			
9050603	21UP2403	Battery Backup UPS, in AC100-240V, out 24V DC, 3A	Optional
9048972	C2075M3	Cable, 2-Core, Male plug, 3m	
Electric motor options			
9052637	SCE100s	Standard Chain Electric Winder 24V DC, 100mm, 250N	SELECT
9052809	SCE300s	Standard Chain Electric Winder 24V DC, 300mm, 250N	SELECT
9050600	TCE300	Twin Chain Electric Winder 24V DC, 300mm, 800N	SELECT
9050601	LCD300	Large Chain Electric Winder 24V DC, 300mm, 400N	SELECT
Black powder coat chainwinders available, see full components list (page 1) for Part Numbers			SELECT

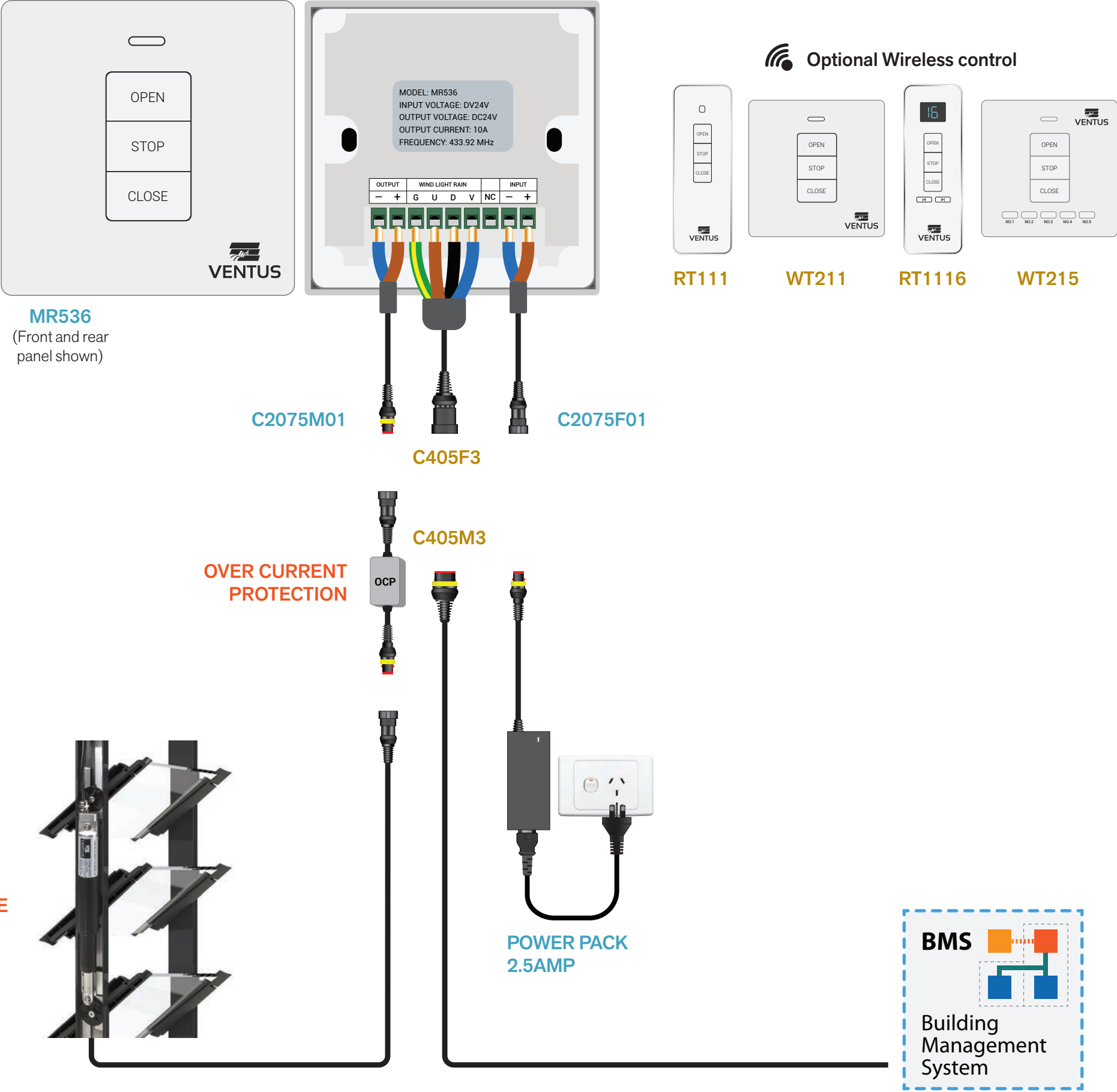




# 1 WINDOW - LOUVRE GALLERY WITH BMS INTEGRATION

MINIMUM HARDWARE SELECTION + OPTIONS

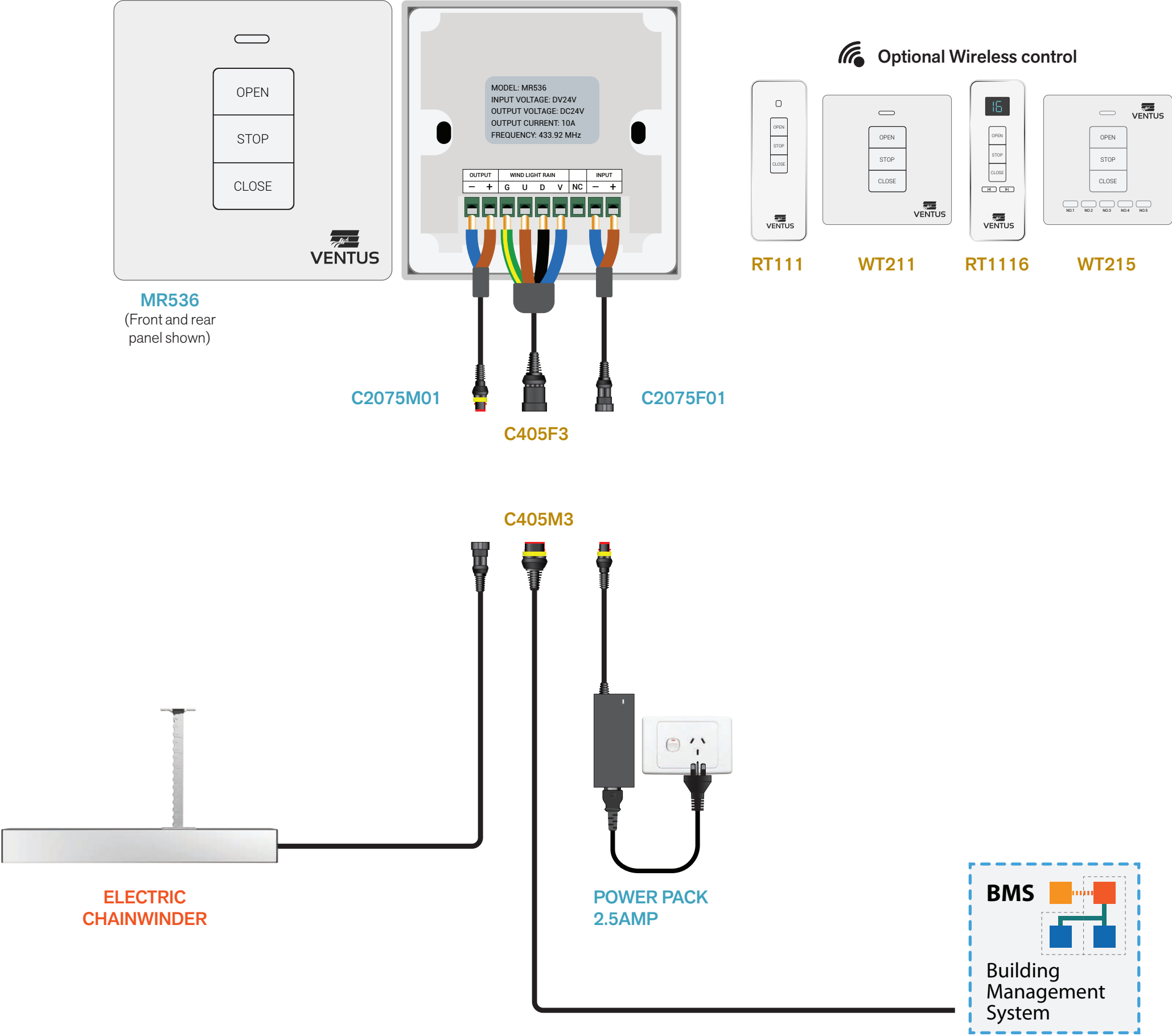
PART NUMBER	PRODUCT CODE	DESCRIPTION	
9048965	MR536	1-Channel Controller, 24V DC, 10Amp, 433.92MHz	Required x 1
9048985	C2075F01	Cable, 2-Core, Female plug, 100mm	Required x 1
9048986	C2075M01	Cable, 2-Core, Male plug, 100mm	Required x 1
9048971	POWER PACK 2.5AMP	Universal Power Pack 240V AC to 24V DC, 2.5A, 3m cable	Required x 1
9048972	C2075M3	Cable, 2-Core, Male plug, 3m	Optional
9048973	C2075F3	Cable, 2-Core, Female plug, 3m	Optional
9048974	C2075FM3	Cable, 2-Core, Male / Female plugs, 3m	Optional
9052671	C2075M10	Cable, 2-Core, Male plug, 10m	Optional
9052758	C2075MF10	Cable, 2-Core, Male / Female plugs, 10m	Optional
9048976	C405F3	Cable, 4-Core, Female plug, 3m	Optional
9048975	C405M3	Cable, 4-Core, Male plug, 3m	Optional
9048977	C405FM3	Cable, 4-Core, Female / Male plugs, 3m	Optional
9048967	RT111	Wireless remote control, 433.92MHz	Optional
9103586	RT1116	16-Channel wireless remote, 433.92MHz	Optional
9048968	WT211	Wireless wall mounted switch, 433.92MHz	Optional
9104966	WT215	5-Channel wireless wall mounted switch, 433.92MHz	Optional
To get UPS to work you must order all 2 below			
9050603	21UP2403	Battery Backup UPS, in AC100-240V, out 24V DC, 3A	Optional
9048972	C2075M3	Cable, 2-Core, Male plug, 3m	
BMS Connection requires at least			
9048976	C405F3	Cable, 4-Core, Female plug, 3m	Optional
9048975	C405M3	Cable, 4-Core, Male plug, 3m	
Electric motor options			
Auto Louvre	AUTO LOUVRE	Auto Louvre Gallery	SELECT
9048978	LOUVRE OCP	Over Current Protection (included standard with Louvres)	



# 1 WINDOW - AWNING CHAINWINDER WITH BMS INTEGRATION

MINIMUM HARDWARE SELECTION + OPTIONS

PART NUMBER	PRODUCT CODE	DESCRIPTION	
9048965	MR536	1-Channel Controller, 24V DC, 10Amp, 433.92MHz	Required x 1
9048985	C2075F01	Cable, 2-Core, Female plug, 100mm	Required x 1
9048986	C2075M01	Cable, 2-Core, Male plug, 100mm	Required x 1
9048971	POWER PACK 2.5AMP	Universal Power Pack 240V AC to 24V DC, 2.5A, 3m cable	Required x 1
9048972	C2075M3	Cable, 2-Core, Male plug, 3m	Optional
9048973	C2075F3	Cable, 2-Core, Female plug, 3m	Optional
9048974	C2075FM3	Cable, 2-Core, Male / Female plugs, 3m	Optional
9052671	C2075M10	Cable, 2-Core, Male plug, 10m	Optional
9052758	C2075MF10	Cable, 2-Core, Male / Female plugs, 10m	Optional
9048976	C405F3	Cable, 4-Core, Female plug, 3m	Optional
9048975	C405M3	Cable, 4-Core, Male plug, 3m	Optional
9048977	C405FM3	Cable, 4-Core, Female / Male plugs, 3m	Optional
9048967	RT111	Wireless remote control, 433.92MHz	Optional
9103586	RT1116	16-Channel wireless remote, 433.92MHz	Optional
9048968	WT211	Wireless wall mounted switch, 433.92MHz	Optional
9104966	WT215	5-Channel wireless wall mounted switch, 433.92MHz	Optional
To get UPS to work you must order all 2 below			
9050603	21UP2403	Battery Backup UPS, in AC100-240V, out 24V DC, 3A	Optional
9048972	C2075M3	Cable, 2-Core, Male plug, 3m	
BMS Connection requires at least			
9048976	C405F3	Cable, 4-Core, Female plug, 3m	Optional
9048975	C405M3	Cable, 4-Core, Male plug, 3m	
Electric motor options			
9052637	SCE100s	Standard Chain Electric Winder 24V DC, 100mm, 250N	SELECT
9052809	SCE300s	Standard Chain Electric Winder 24V DC, 300mm, 250N	SELECT
9050600	TCE300	Twin Chain Electric Winder 24V DC, 300mm, 800N	SELECT
9050601	LCD300	Large Chain Electric Winder 24V DC, 300mm, 400N	SELECT
Black powder coat chainwinders available, see full components list (page 1) for Part Numbers			SELECT

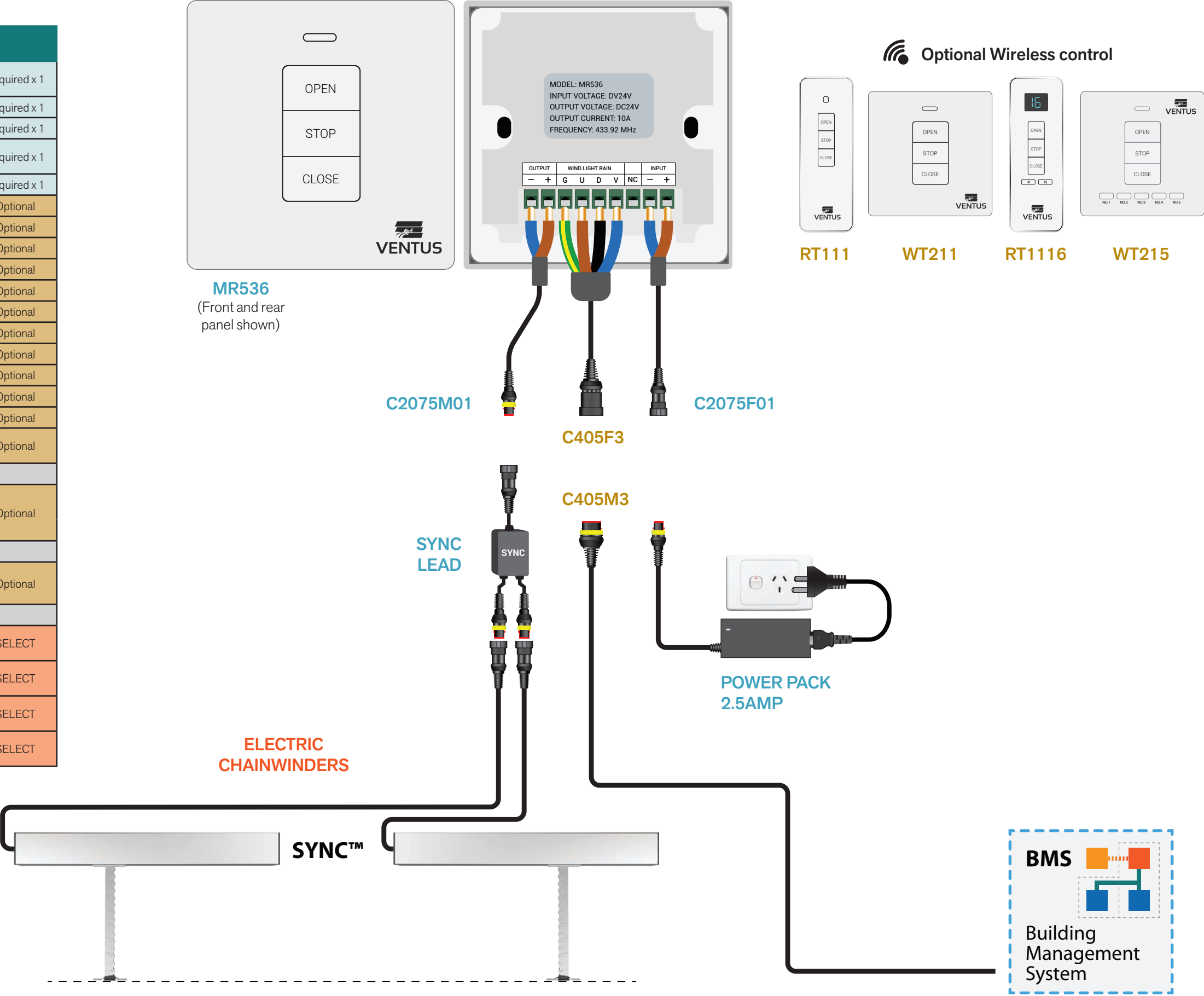




# 1 + 1 AWNING SYNCHRONISED WITH BMS INTEGRATION

MINIMUM HARDWARE SELECTION + OPTIONS

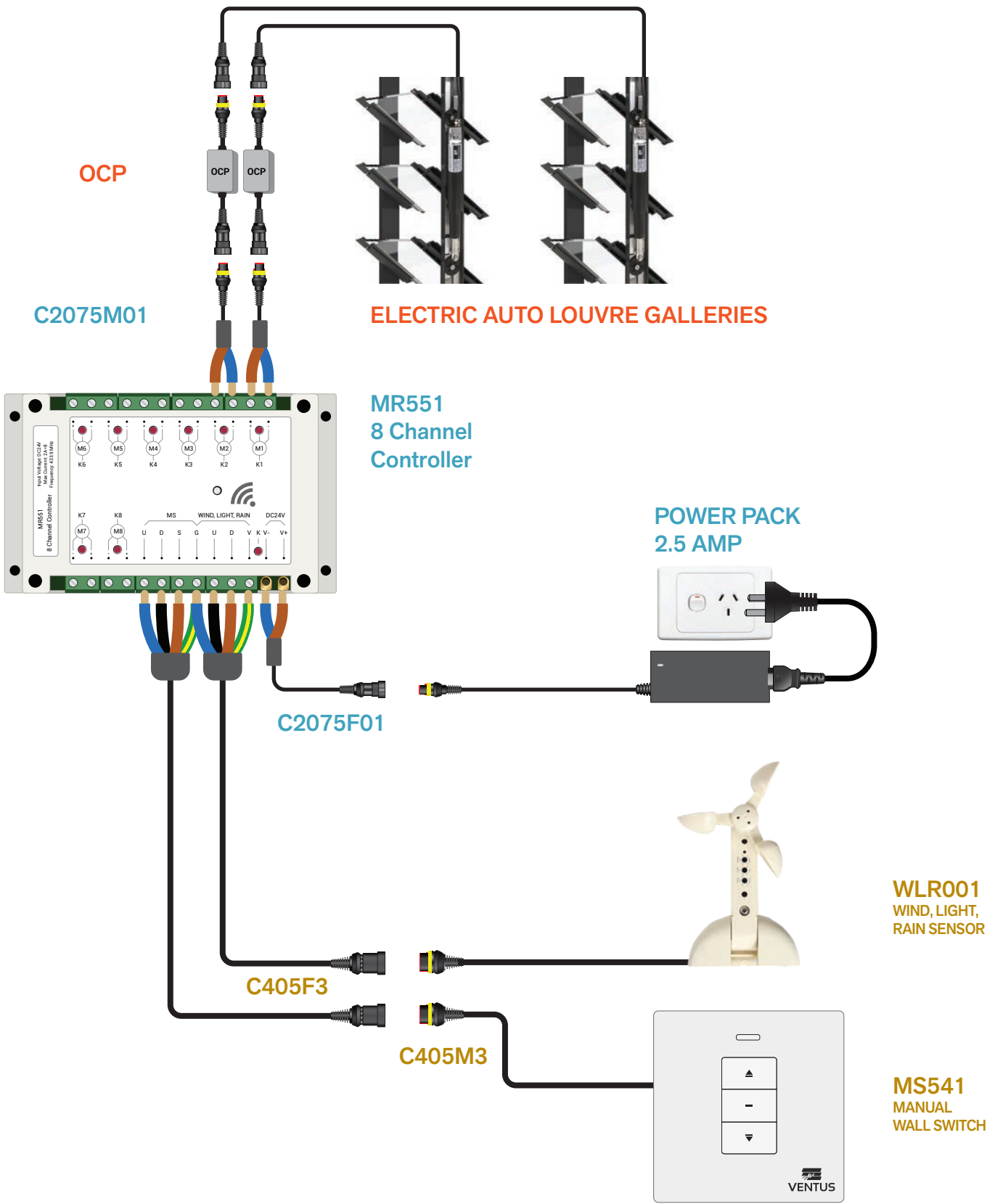
PART NUMBER	PRODUCT CODE	DESCRIPTION	
9048965	MR536	1-Channel Controller, 24V DC, 10Amp, 433.92MHz	Required x 1
9048985	C2075F01	Cable, 2-Core, Female plug, 100mm	Required x 1
9048986	C2075M01	Cable, 2-Core, Male plug, 100mm	Required x 1
9048971	POWER PACK 2.5AMP	Universal Power Pack 240V AC to 24V DC, 2.5A, 3m cable	Required x 1
9052924	S102P SYNC	Synchronizer control unit	Required x 1
9048972	C2075M3	Cable, 2-Core, Male plug, 3m	Optional
9048973	C2075F3	Cable, 2-Core, Female plug, 3m	Optional
9048974	C2075FM3	Cable, 2-Core, Male / Female plugs, 3m	Optional
9052671	C2075M10	Cable, 2-Core, Male plug, 10m	Optional
9052758	C2075MF10	Cable, 2-Core, Male / Female plugs, 10m	Optional
9048976	C405F3	Cable, 4-Core, Female plug, 3m	Optional
9048975	C405M3	Cable, 4-Core, Male plug, 3m	Optional
9048977	C405FM3	Cable, 4-Core, Female / Male plugs, 3m	Optional
9048967	RT111	Wireless remote control, 433.92MHz	Optional
9103586	RT1116	16-Channel wireless remote, 433.92MHz	Optional
9048968	WT211	Wireless wall mounted switch, 433.92MHz	Optional
9104966	WT215	5-Channel wireless wall mounted switch, 433.92MHz	Optional
To get UPS to work you must order all 2 below			
9050603	21UP2403	Battery Backup UPS, in AC100-240V, out 24V DC, 3A	Optional
9048972	C2075M3	Cable, 2-Core, Male plug, 3m	
BMS Connection requires at least			
9048976	C405F3	Cable, 4-Core, Female plug, 3m	Optional
9048975	C405M3	Cable, 4-Core, Male plug, 3m	
Electric motor options			
9052637	SCE100s	Standard Chain Electric Winder 24V DC, 100mm, 250N	SELECT
9052809	SCE300s	Standard Chain Electric Winder 24V DC, 300mm, 250N	SELECT
9050601	LCD300	Large Chain Electric Winder 24V DC, 300mm, 400N	SELECT
Black powder coat chainwinders available, see full components list (page 1) for Part Numbers			SELECT



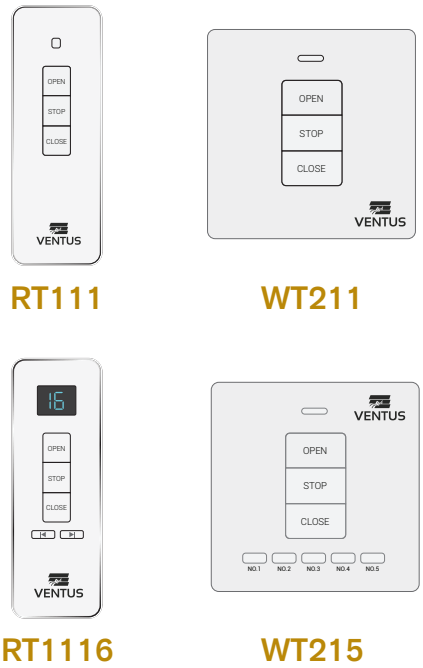
# 2 X WINDOWS - LOUVRE GALLERIES INSTALLATION VIA GPO

## MINIMUM HARDWARE SELECTION + OPTIONS

PART NUMBER	PRODUCT CODE	DESCRIPTION	
9048966	MR551	8-Channel Controller, 24V DC, 2.8Amp, 433.92MHz	Required x 1
9048985	C2075F01	Cable, 2-Core, Female plug, 100mm	Required x 1
9048986	C2075M01	Cable, 2-Core, Male plug, 100mm	Required x 2
9048971	POWER PACK 2.5AMP	Universal Power Pack 240V AC to 24V DC, 2.5A, 3m cable	Required x 1
9048972	C2075M3	Cable, 2-Core, Male plug, 3m	Optional
9048973	C2075F3	Cable, 2-Core, Female plug, 3m	Optional
9048974	C2075FM3	Cable, 2-Core, Male / Female plugs, 3m	Optional
9052671	C2075M10	Cable, 2-Core, Male plug, 10m	Optional
9052758	C2075MF10	Cable, 2-Core, Male / Female plugs, 10m	Optional
9048976	C405F3	Cable, 4-Core, Female plug, 3m	Optional
9048975	C405M3	Cable, 4-Core, Male plug, 3m	Optional
9048977	C405FM3	Cable, 4-Core, Female / Male plugs, 3m	Optional
You must select at least one remote below or MS541			Required
9048967	RT111	Wireless remote control, 433.92MHz	SELECT
9103586	RT1116	16-Channel wireless remote, 433.92MHz	SELECT
9048968	WT211	Wireless wall mounted switch, 433.92MHz	SELECT
9104966	WT215	5-Channel wireless wall mounted switch, 433.92MHz	SELECT
To get MS541 to work you must order all 3 below			
9048969	MS541	Wired wall mounted switch	Optional
9048976	C405F3	Cable, 4-Core, Female plug, 3m	
9048975	C405M3	Cable, 4-Core, Male plug, 3m	
To get WLR to work you must order all 2 below			
9048970	WLR001	Wind Light Rain Sensor, 4-Core, Male plug, 6m cable	Optional
9048976	C405F3	Cable, 4-Core, Female plug, 3m	
To get UPS to work you must order all 2 below			
9050603	21UP2403	Battery Backup UPS, in AC100-240V, out 24V DC, 3A	Optional
9048972	C2075M3	Cable, 2-Core, Male plug, 3m	
Electric motor options			
Auto Louvre	AUTO LOUVRE	Auto Louvre Gallery	SELECT
9048978	LOUVRE OCP	Over Current Protection (included standard with Louvres)	



### Optional Wireless control



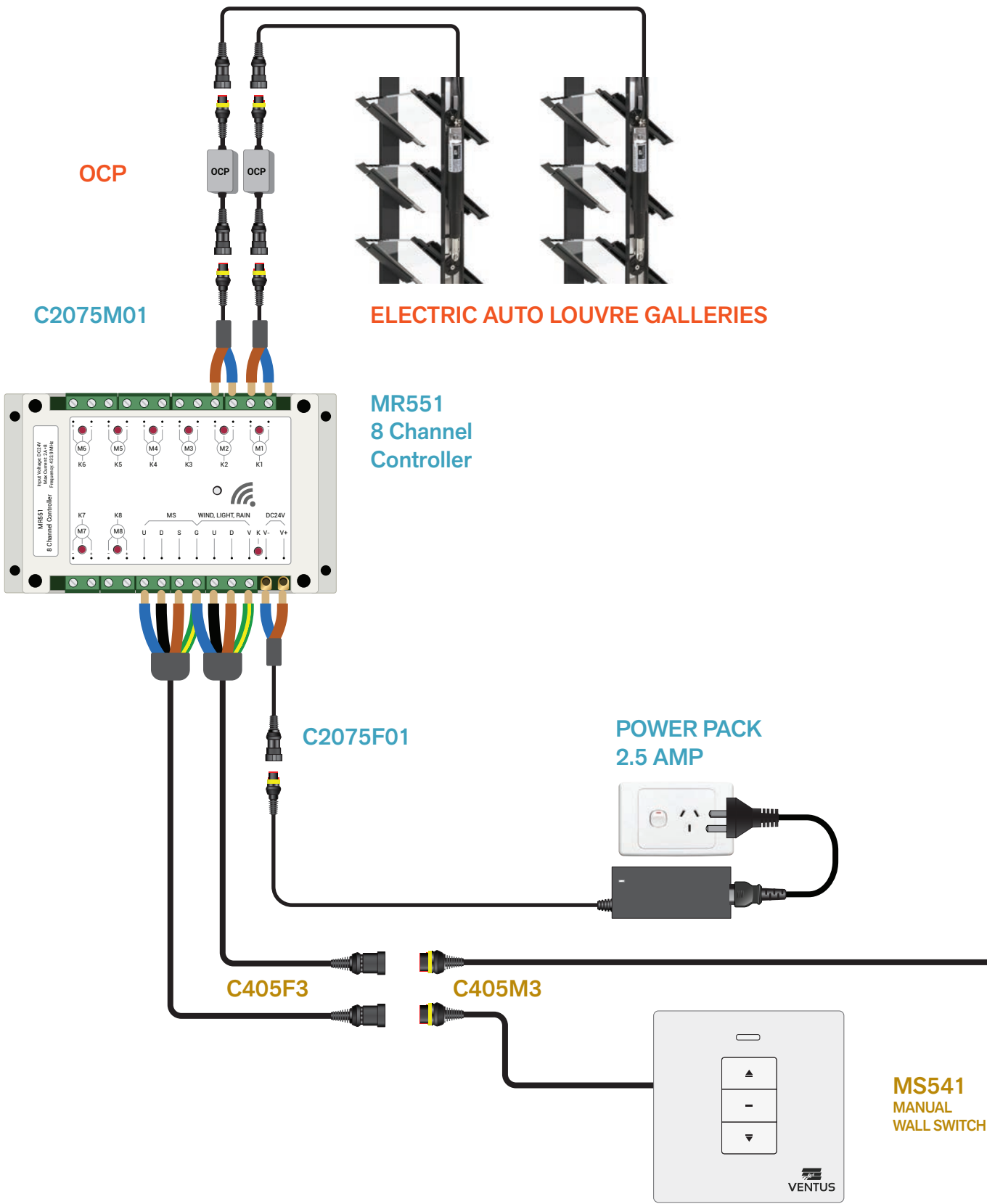
WLR001  
WIND, LIGHT,  
RAIN SENSOR

MS541  
MANUAL  
WALL SWITCH

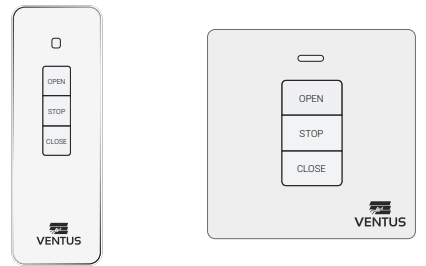
# 2 X WINDOWS - LOUVRE GALLERIES WITH BMS INTEGRATION

MINIMUM HARDWARE SELECTION + OPTIONS

PART NUMBER	PRODUCT CODE	DESCRIPTION	
9048966	MR551	8-Channel Controller, 24V DC, 2.8Amp, 433.92MHz	Required x 1
9048985	C2075F01	Cable, 2-Core, Female plug, 100mm	Required x 1
9048986	C2075M01	Cable, 2-Core, Male plug, 100mm	Required x 2
9048971	POWER PACK 2.5AMP	Universal Power Pack 240V AC to 24V DC, 2.5A, 3m cable	Required x 1
9048972	C2075M3	Cable, 2-Core, Male plug, 3m	Optional
9048973	C2075F3	Cable, 2-Core, Female plug, 3m	Optional
9048974	C2075FM3	Cable, 2-Core, Male / Female plugs, 3m	Optional
9052671	C2075M10	Cable, 2-Core, Male plug, 10m	Optional
9052758	C2075MF10	Cable, 2-Core, Male / Female plugs, 10m	Optional
9048976	C405F3	Cable, 4-Core, Female plug, 3m	Optional
9048975	C405M3	Cable, 4-Core, Male plug, 3m	Optional
9048977	C405FM3	Cable, 4-Core, Female / Male plugs, 3m	Optional
You must select at least one remote below or MS541			Required
9048967	RT111	Wireless remote control, 433.92MHz	SELECT
9103586	RT1116	16-Channel wireless remote, 433.92MHz	SELECT
9048968	WT211	Wireless wall mounted switch, 433.92MHz	SELECT
9104966	WT215	5-Channel wireless wall mounted switch, 433.92MHz	SELECT
To get MS541 to work you must order all 3 below			
9048969	MS541	Wired wall mounted switch	Optional
9048976	C405F3	Cable, 4-Core, Female plug, 3m	
9048975	C405M3	Cable, 4-Core, Male plug, 3m	
To get UPS to work you must order all 2 below			
9050603	21UP2403	Battery Backup UPS, in AC100-240V, out 24V DC, 3A	Optional
9048972	C2075M3	Cable, 2-Core, Male plug, 3m	
BMS Connection requires			
9048976	C405F3	Cable, 4-Core, Female plug, 3m	Optional
9048975	C405M3	Cable, 4-Core, Male plug, 3m	
Electric motor options			
Auto Louvre	AUTO LOUVRE	Auto Louvre Gallery	SELECT
9048978	LOUVRE OCP	Over Current Protection (included standard with Louvres)	

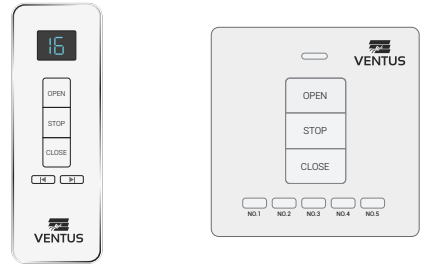


## Optional Wireless control



RT111


WT211



RT1116

WT215

MS541  
MANUAL  
WALL SWITCH

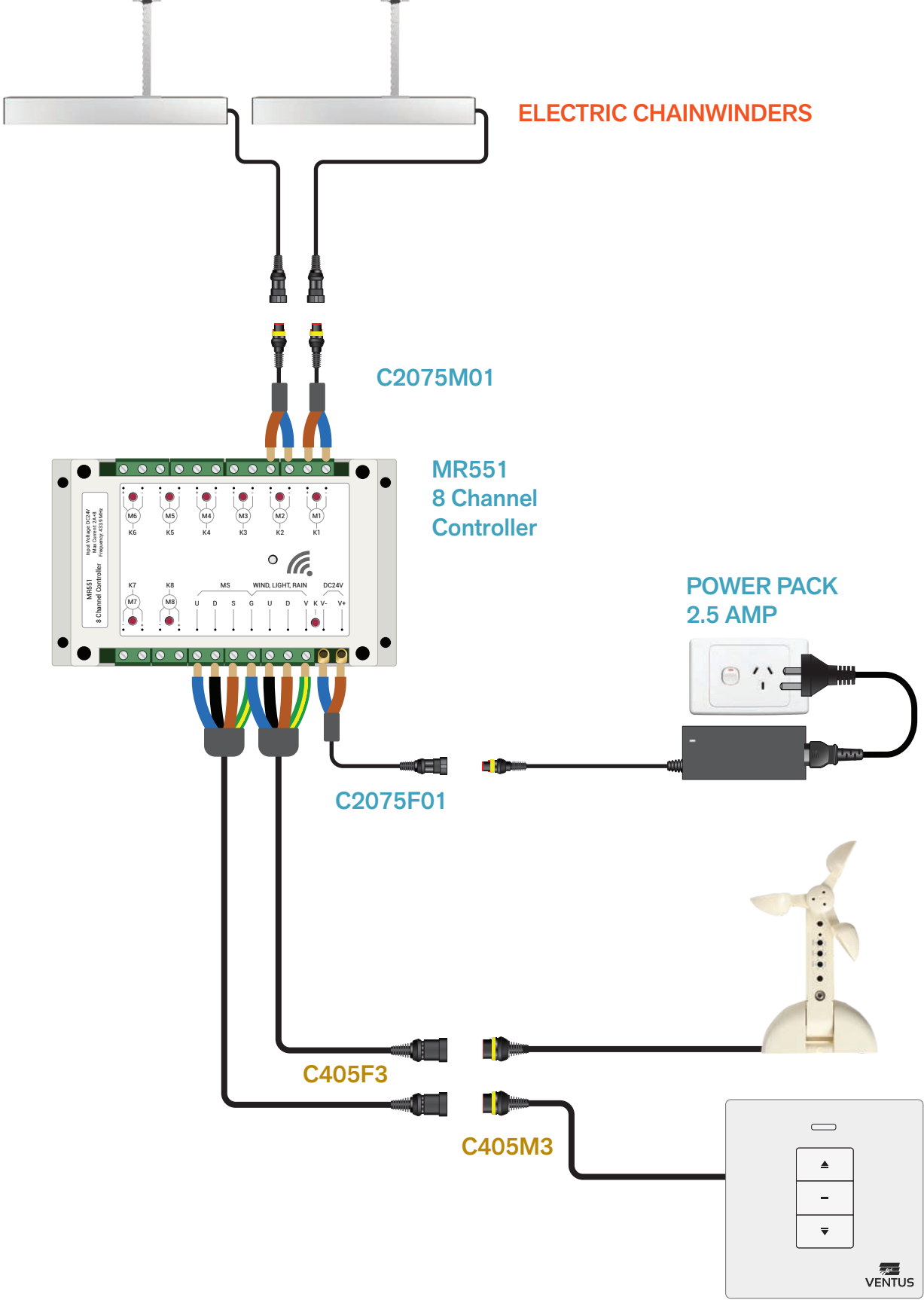




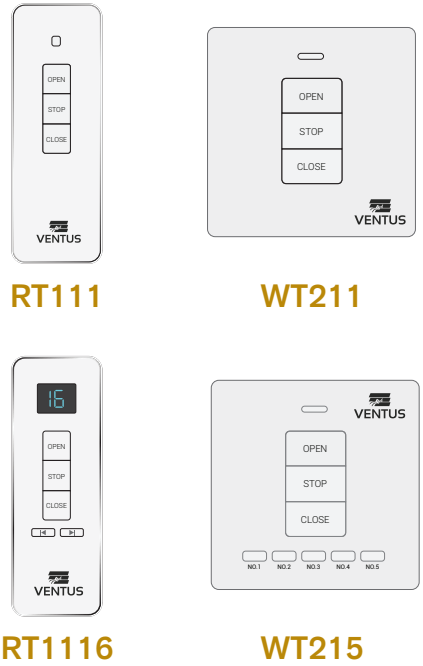
# 2 X WINDOWS - AWNING CHAINWINDERS INSTALLATION VIA GPO

## MINIMUM HARDWARE SELECTION + OPTIONS

PART NUMBER	PRODUCT CODE	DESCRIPTION	
9048966	MR551	8-Channel Controller, 24V DC, 2.8Amp, 433.92MHz	Required x 1
9048985	C2075F01	Cable, 2-Core, Female plug, 100mm	Required x 1
9048986	C2075M01	Cable, 2-Core, Male plug, 100mm	Required x 2
9048971	POWER PACK 2.5AMP	Universal Power Pack 240V AC to 24V DC, 2.5A, 3m cable	Required x 1
9048972	C2075M3	Cable, 2-Core, Male plug, 3m	Optional
9048973	C2075F3	Cable, 2-Core, Female plug, 3m	Optional
9048974	C2075FM3	Cable, 2-Core, Male / Female plugs, 3m	Optional
9052671	C2075M10	Cable, 2-Core, Male plug, 10m	Optional
9052758	C2075MF10	Cable, 2-Core, Male / Female plugs, 10m	Optional
9048976	C405F3	Cable, 4-Core, Female plug, 3m	Optional
9048975	C405M3	Cable, 4-Core, Male plug, 3m	Optional
9048977	C405FM3	Cable, 4-Core, Female / Male plugs, 3m	Optional
You must select at least one remote below or MS541			Required
9048967	RT111	Wireless remote control, 433.92MHz	SELECT
9103586	RT1116	16-Channel wireless remote, 433.92MHz	SELECT
9048968	WT211	Wireless wall mounted switch, 433.92MHz	SELECT
9104966	WT215	5-Channel wireless wall mounted switch, 433.92MHz	SELECT
To get MS541 to work you must order all 3 below			
9048969	MS541	Wired wall mounted switch	Optional
9048976	C405F3	Cable, 4-Core, Female plug, 3m	
9048975	C405M3	Cable, 4-Core, Male plug, 3m	
To get WLR to work you must order all 2 below			
9048970	WLR001	Wind Light Rain Sensor, 4-Core, Male plug, 6m cable	Optional
9048976	C405F3	Cable, 4-Core, Female plug, 3m	
To get UPS to work you must order all 2 below			
9050603	21UP2403	Battery Backup UPS, in AC100-240V, out 24V DC, 3A	Optional
9048972	C2075M3	Cable, 2-Core, Male plug, 3m	
Electric motor options			
9052637	SCE100s	Standard Chain Electric Winder 24V DC, 100mm, 250N	SELECT
9052809	SCE300s	Standard Chain Electric Winder 24V DC, 300mm, 250N	SELECT
9050600	TCE300	Twin Chain Electric Winder 24V DC, 300mm, 800N	SELECT
9050601	LCD300	Large Chain Electric Winder 24V DC, 300mm, 400N	SELECT
Black powder coat chainwinders available, see full components list (page 1) for Part Numbers			SELECT



### Optional Wireless control



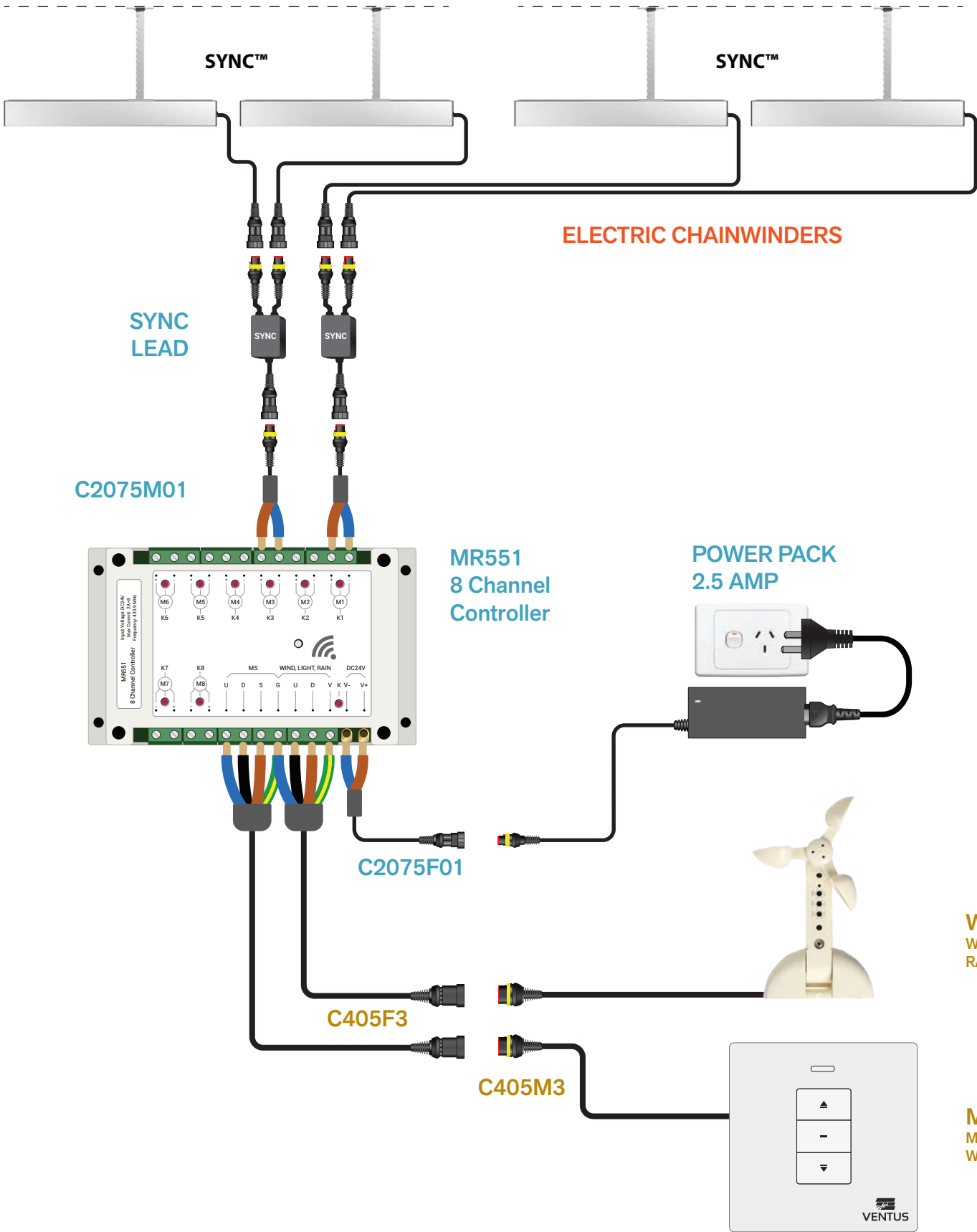
WLR001  
WIND, LIGHT,  
RAIN SENSOR

MS541  
MANUAL  
WALL SWITCH

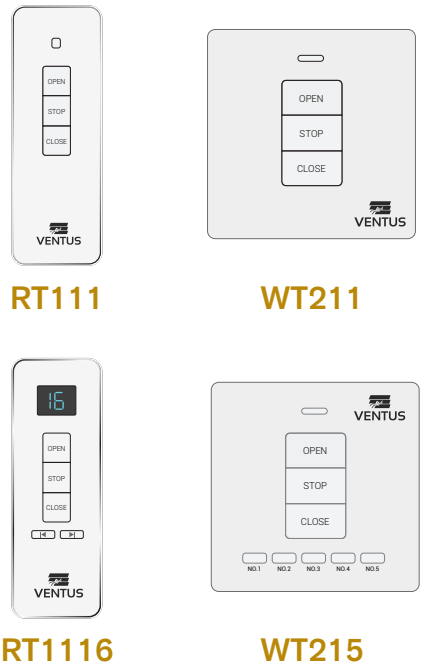
# 2 X 2 AWNING CHAINWINDERS INSTALLATION VIA GPO

## MINIMUM HARDWARE SELECTION + OPTIONS

PART NUMBER	PRODUCT CODE	DESCRIPTION	
9048966	MR551	8-Channel Controller, 24V DC, 2.8Amp, 433.92MHz	Required x 1
9048985	C2075F01	Cable, 2-Core, Female plug, 100mm	Required x 1
9048986	C2075M01	Cable, 2-Core, Male plug, 100mm	Required x 2
9052175	POWER PACK 10AMP	Power Pack 240V AC to 24V DC, 10 Amp - ELG-240-24A-3Y	Required x 1
9052924	S102P SYNC	Synchronizer control unit	Required x 2
9048972	C2075M3	Cable, 2-Core, Male plug, 3m	Optional
9048973	C2075F3	Cable, 2-Core, Female plug, 3m	Optional
9048974	C2075FM3	Cable, 2-Core, Male / Female plugs, 3m	Optional
9052671	C2075M10	Cable, 2-Core, Male plug, 10m	Optional
9052758	C2075MF10	Cable, 2-Core, Male / Female plugs, 10m	Optional
9048976	C405F3	Cable, 4-Core, Female plug, 3m	Optional
9048975	C405M3	Cable, 4-Core, Male plug, 3m	Optional
9048977	C405FM3	Cable, 4-Core, Female / Male plugs, 3m	Optional
You must select at least one remote below or MS541			Required
9048967	RT111	Wireless remote control, 433.92MHz	SELECT
9103586	RT1116	16-Channel wireless remote, 433.92MHz	SELECT
9048968	WT211	Wireless wall mounted switch, 433.92MHz	SELECT
9104966	WT215	5-Channel wireless wall mounted switch, 433.92MHz	SELECT
To get MS541 to work you must order all 3 below			
9048969	MS541	Wired wall mounted switch	Optional
9048976	C405F3	Cable, 4-Core, Female plug, 3m	
9048975	C405M3	Cable, 4-Core, Male plug, 3m	
To get WLR to work you must order all 2 below			
9048970	WLR001	Wind Light Rain Sensor, 4-Core, Male plug, 6m cable	Optional
9048976	C405F3	Cable, 4-Core, Female plug, 3m	
To get UPS to work you must order all 2 below			
9050603	21UP2403	Battery Backup UPS, in AC100-240V, out 24V DC, 3A	Optional
9048972	C2075M3	Cable, 2-Core, Male plug, 3m	
Electric motor options			
9052637	SCE100s	Standard Chain Electric Winder 24V DC, 100mm, 250N	SELECT
9052809	SCE300s	Standard Chain Electric Winder 24V DC, 300mm, 250N	SELECT
9050601	LCD300	Large Chain Electric Winder 24V DC, 300mm, 400N	SELECT
Black powder coat chainwinders available, see full components list (page 1) for Part Numbers			SELECT



### Optional Wireless control



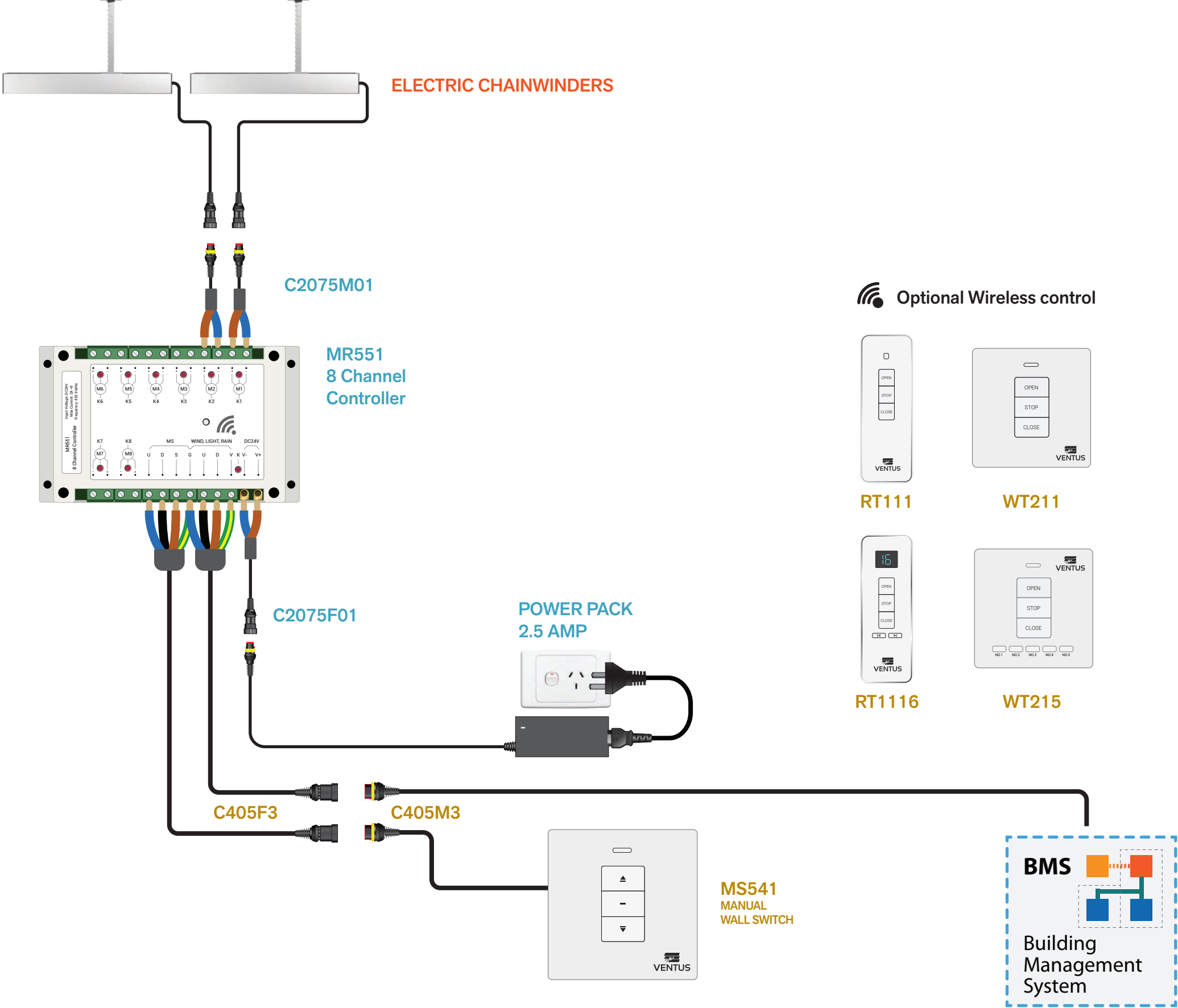
WLR001  
WIND, LIGHT,  
RAIN SENSOR

MS541  
MANUAL  
WALL SWITCH

# 2 X WINDOWS - AWNING CHAINWINDERS WITH BMS INTEGRATION

## MINIMUM HARDWARE SELECTION + OPTIONS

PART NUMBER	PRODUCT CODE	DESCRIPTION	
9048966	MR551	8-Channel Controller, 24V DC, 2.8Amp, 433.92MHz	Required x 1
9048985	C2075F01	Cable, 2-Core, Female plug, 100mm	Required x 1
9048986	C2075M01	Cable, 2-Core, Male plug, 100mm	Required x 2
9048971	POWER PACK 2.5AMP	Universal Power Pack 240V AC to 24V DC, 2.5A, 3m cable	Required x 1
9048972	C2075M3	Cable, 2-Core, Male plug, 3m	Optional
9048973	C2075F3	Cable, 2-Core, Female plug, 3m	Optional
9048974	C2075FM3	Cable, 2-Core, Male / Female plugs, 3m	Optional
9052671	C2075M10	Cable, 2-Core, Male plug, 10m	Optional
9052758	C2075MF10	Cable, 2-Core, Male / Female plugs, 10m	Optional
9048976	C405F3	Cable, 4-Core, Female plug, 3m	Optional
9048975	C405M3	Cable, 4-Core, Male plug, 3m	Optional
9048977	C405FM3	Cable, 4-Core, Female / Male plugs, 3m	Optional
You must select at least one remote below or MS541			Required
9048967	RT111	Wireless remote control, 433.92MHz	SELECT
9103586	RT1116	16-Channel wireless remote, 433.92MHz	SELECT
9048968	WT211	Wireless wall mounted switch, 433.92MHz	SELECT
9104966	WT215	5-Channel wireless wall mounted switch, 433.92MHz	SELECT
To get MS541 to work you must order all 3 below			
9048969	MS541	Wired wall mounted switch	Optional
9048976	C405F3	Cable, 4-Core, Female plug, 3m	
9048975	C405M3	Cable, 4-Core, Male plug, 3m	
To get UPS to work you must order all 2 below			
9050603	21UP2403	Battery Backup UPS, in AC100-240V, out 24V DC, 3A	Optional
9048972	C2075M3	Cable, 2-Core, Male plug, 3m	
BMS Connection requires			
9048976	C405F3	Cable, 4-Core, Female plug, 3m	Optional
9048975	C405M3	Cable, 4-Core, Male plug, 3m	
Electric motor options			
9052637	SCE100s	Standard Chain Electric Winder 24V DC, 100mm, 250N	SELECT
9052809	SCE300s	Standard Chain Electric Winder 24V DC, 300mm, 250N	SELECT
9050600	TCE300	Twin Chain Electric Winder 24V DC, 300mm, 800N	SELECT
9050601	LCD300	Large Chain Electric Winder 24V DC, 300mm, 400N	SELECT
Black powder coat chainwinders available, see full components list (page 1) for Part Numbers			SELECT

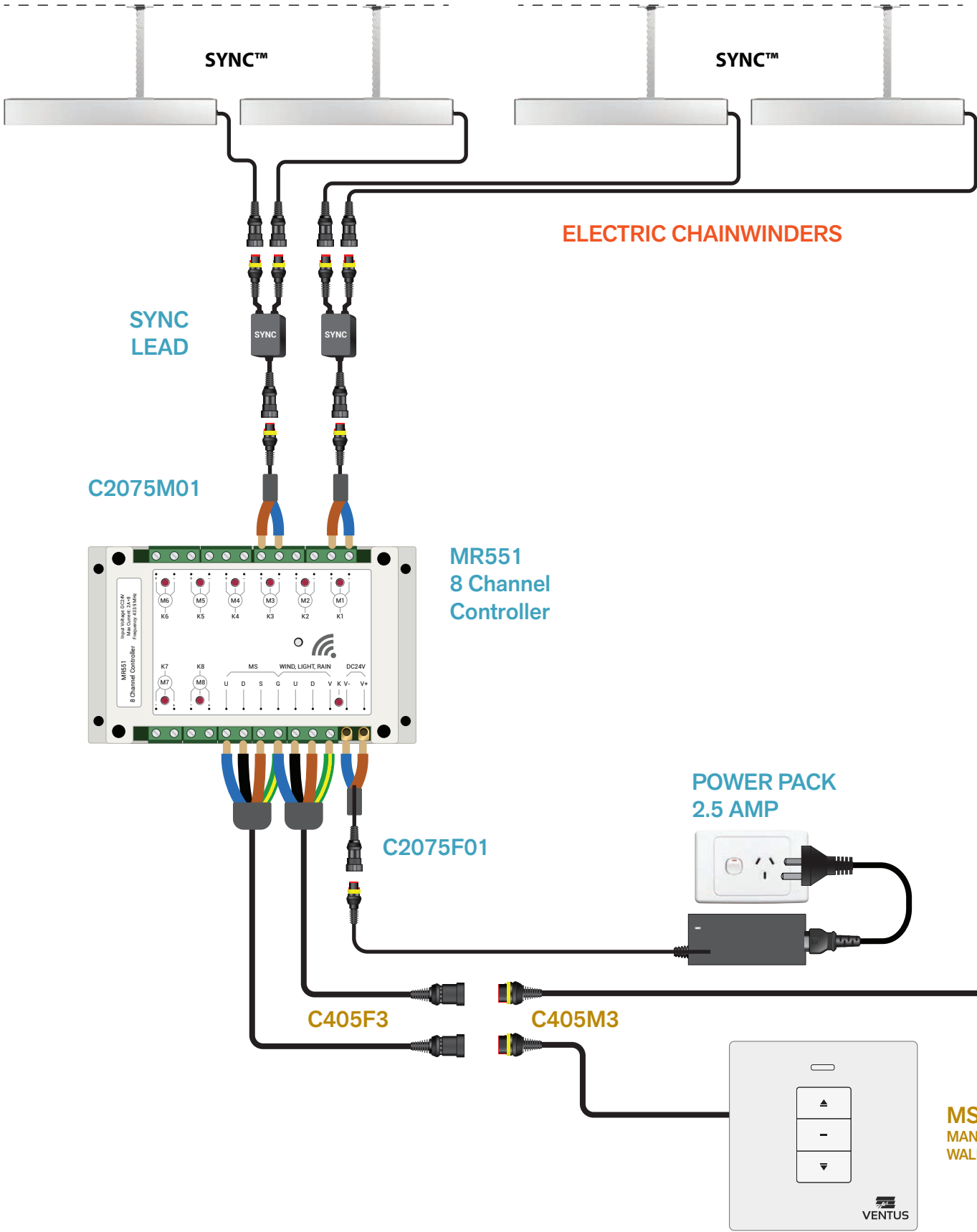





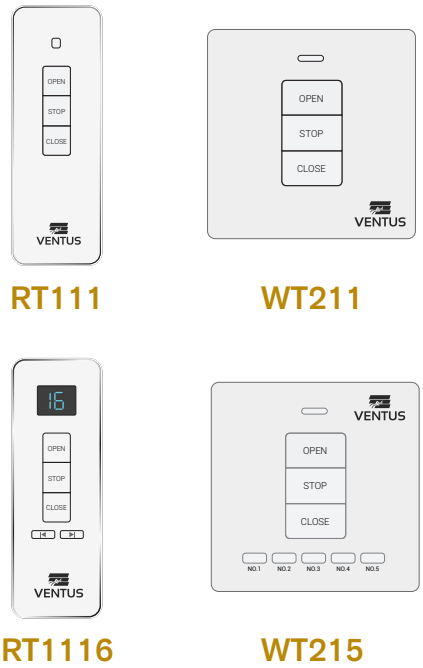
# 2 X 2 AWNING CHAINWINDERS WITH BMS INTEGRATION

## MINIMUM HARDWARE SELECTION + OPTIONS

PART NUMBER	PRODUCT CODE	DESCRIPTION	
9048966	MR551	8-Channel Controller, 24V DC, 2.8Amp, 433.92MHz	Required x 1
9048985	C2075F01	Cable, 2-Core, Female plug, 100mm	Required x 1
9048986	C2075M01	Cable, 2-Core, Male plug, 100mm	Required x 2
9048971	POWER PACK 2.5AMP	Universal Power Pack 240V AC to 24V DC, 2.5A, 3m cable	Required x 1
9052924	S102P SYNC	Synchronizer control unit	Required x 2
9048972	C2075M3	Cable, 2-Core, Male plug, 3m	Optional
9048973	C2075F3	Cable, 2-Core, Female plug, 3m	Optional
9048974	C2075FM3	Cable, 2-Core, Male / Female plugs, 3m	Optional
9052671	C2075M10	Cable, 2-Core, Male plug, 10m	Optional
9052758	C2075MF10	Cable, 2-Core, Male / Female plugs, 10m	Optional
9048976	C405F3	Cable, 4-Core, Female plug, 3m	Optional
9048975	C405M3	Cable, 4-Core, Male plug, 3m	Optional
9048977	C405FM3	Cable, 4-Core, Female / Male plugs, 3m	Optional
You must select at least one remote below or MS541			Required
9048967	RT111	Wireless remote control, 433.92MHz	SELECT
9103586	RT1116	16-Channel wireless remote, 433.92MHz	SELECT
9048968	WT211	Wireless wall mounted switch, 433.92MHz	SELECT
9104966	WT215	5-Channel wireless wall mounted switch, 433.92MHz	SELECT
To get MS541 to work you must order all 3 below			
9048969	MS541	Wired wall mounted switch	Optional
9048976	C405F3	Cable, 4-Core, Female plug, 3m	
9048975	C405M3	Cable, 4-Core, Male plug, 3m	
To get UPS to work you must order all 2 below			
9050603	21UP2403	Battery Backup UPS, in AC100-240V, out 24V DC, 3A	Optional
9048972	C2075M3	Cable, 2-Core, Male plug, 3m	
BMS Connection requires			
9048976	C405F3	Cable, 4-Core, Female plug, 3m	Optional
9048975	C405M3	Cable, 4-Core, Male plug, 3m	
Electric motor options			
9052637	SCE100s	Standard Chain Electric Winder 24V DC, 100mm, 250N	SELECT
9052809	SCE300s	Standard Chain Electric Winder 24V DC, 300mm, 250N	SELECT
9050601	LCD300	Large Chain Electric Winder 24V DC, 300mm, 400N	SELECT
Black powder coat chainwinders available, see full components list (page 1) for Part Numbers			SELECT



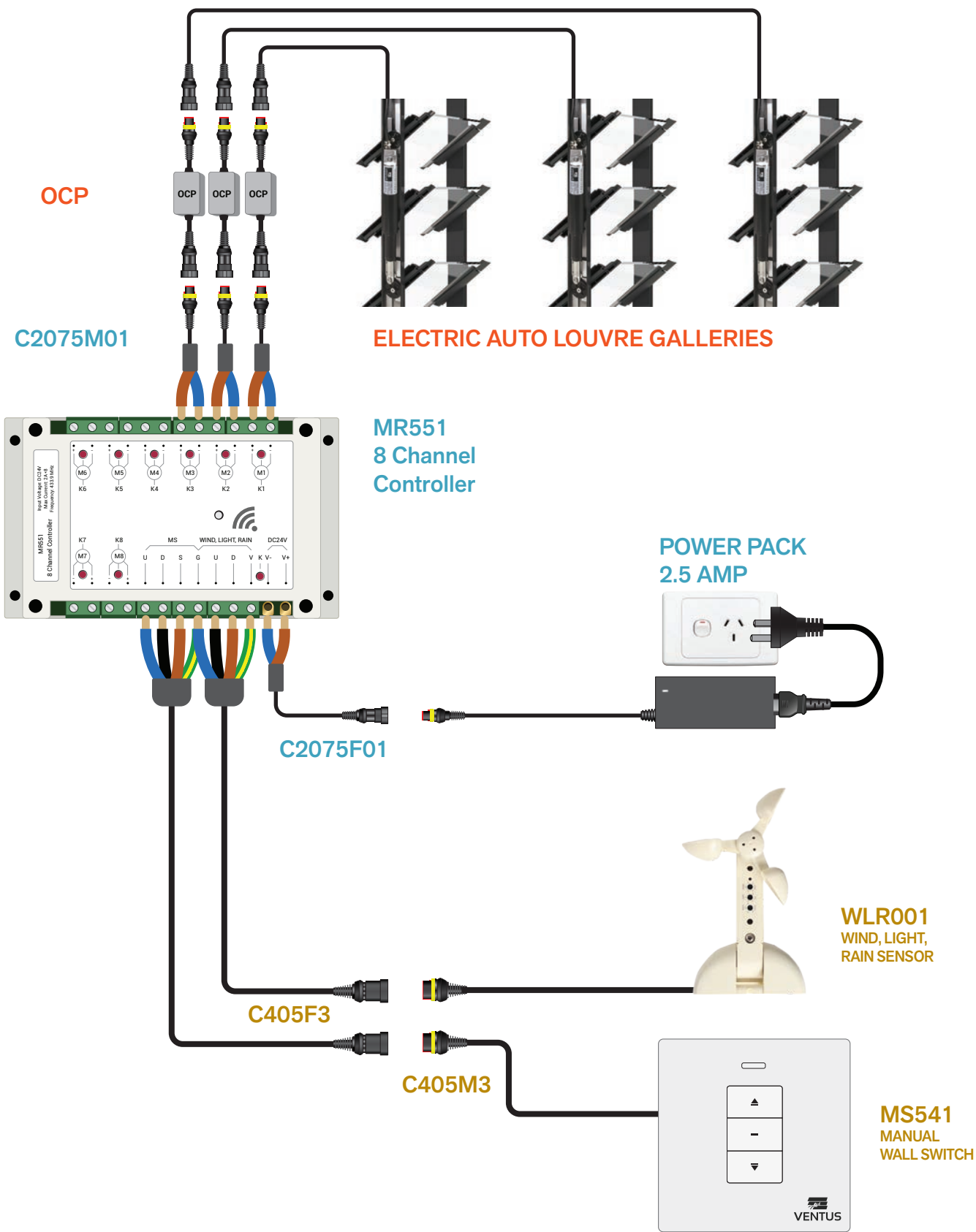
### Optional Wireless control



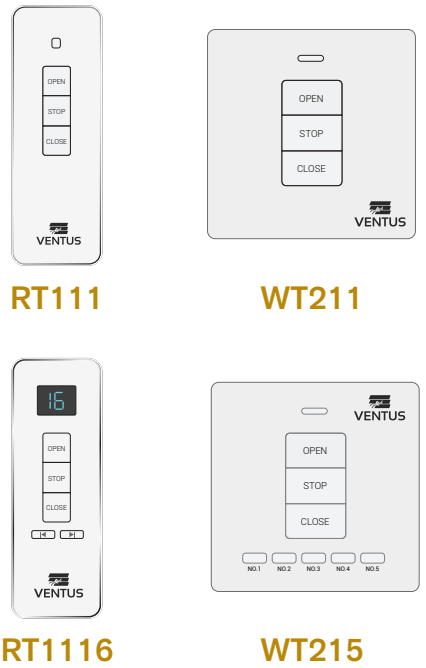
# 3 X WINDOWS - LOUVRE GALLERIES INSTALLATION VIA GPO

## MINIMUM HARDWARE SELECTION + OPTIONS

PART NUMBER	PRODUCT CODE	DESCRIPTION	
9048966	MR551	8-Channel Controller, 24V DC, 2.8Amp, 433.92MHz	Required x 1
9048985	C2075F01	Cable, 2-Core, Female plug, 100mm	Required x 1
9048986	C2075M01	Cable, 2-Core, Male plug, 100mm	Required x 3
9048971	POWER PACK 2.5AMP	Universal Power Pack 240V AC to 24V DC, 2.5A, 3m cable	Required x 1
9048972	C2075M3	Cable, 2-Core, Male plug, 3m	Optional
9048973	C2075F3	Cable, 2-Core, Female plug, 3m	Optional
9048974	C2075FM3	Cable, 2-Core, Male / Female plugs, 3m	Optional
9052671	C2075M10	Cable, 2-Core, Male plug, 10m	Optional
9052758	C2075MF10	Cable, 2-Core, Male / Female plugs, 10m	Optional
9048976	C405F3	Cable, 4-Core, Female plug, 3m	Optional
9048975	C405M3	Cable, 4-Core, Male plug, 3m	Optional
9048977	C405FM3	Cable, 4-Core, Female / Male plugs, 3m	Optional
You must select at least one remote below or MS541			Required
9048967	RT111	Wireless remote control, 433.92MHz	SELECT
9103586	RT1116	16-Channel wireless remote, 433.92MHz	SELECT
9048968	WT211	Wireless wall mounted switch, 433.92MHz	SELECT
9104966	WT215	5-Channel wireless wall mounted switch, 433.92MHz	SELECT
To get MS541 to work you must order all 3 below			
9048969	MS541	Wired wall mounted switch	Optional
9048976	C405F3	Cable, 4-Core, Female plug, 3m	
9048975	C405M3	Cable, 4-Core, Male plug, 3m	
To get WLR to work you must order all 2 below			
9048970	WLR001	Wind Light Rain Sensor, 4-Core, Male plug, 6m cable	Optional
9048976	C405F3	Cable, 4-Core, Female plug, 3m	
To get UPS to work you must order all 2 below			
9050603	21UP2403	Battery Backup UPS, in AC100-240V, out 24V DC, 3A	Optional
9048972	C2075M3	Cable, 2-Core, Male plug, 3m	
Electric motor options			
Auto Louvre	AUTO LOUVRE	Auto Louvre Gallery	SELECT
9048978	LOUVRE OCP	Over Current Protection (included standard with Louvres)	



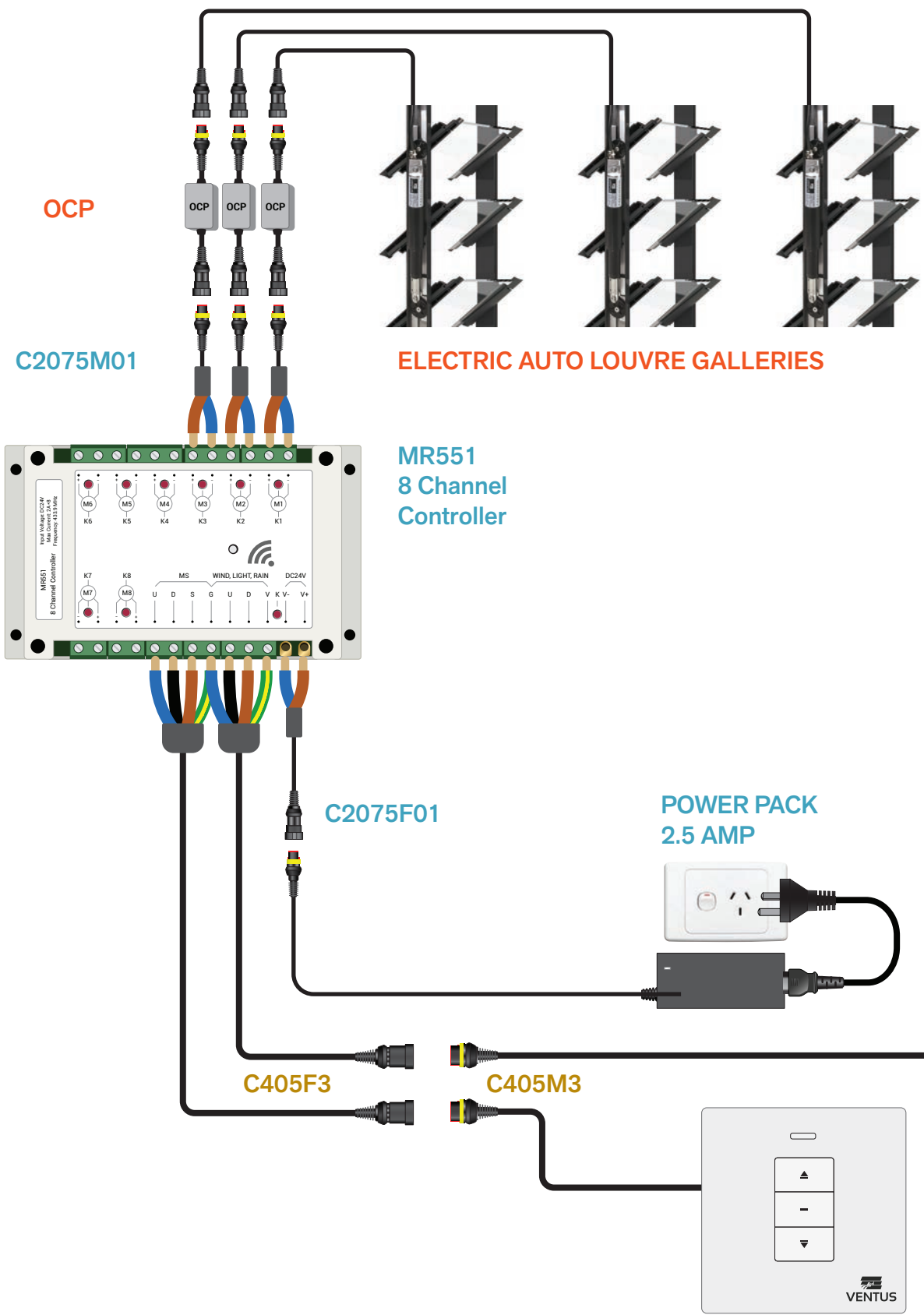
### Optional Wireless control



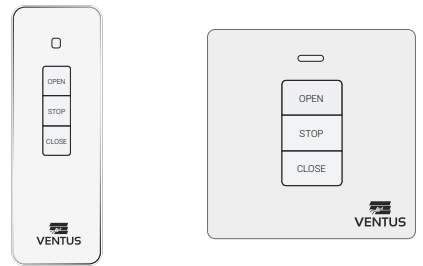
# 3 X WINDOWS - LOUVRE GALLERIES WITH BMS INTEGRATION

MINIMUM HARDWARE SELECTION + OPTIONS

PART NUMBER	PRODUCT CODE	DESCRIPTION	
9048966	MR551	8-Channel Controller, 24V DC, 2.8Amp, 433.92MHz	Required x 1
9048985	C2075F01	Cable, 2-Core, Female plug, 100mm	Required x 1
9048986	C2075M01	Cable, 2-Core, Male plug, 100mm	Required x 3
9048971	POWER PACK 2.5AMP	Universal Power Pack 240V AC to 24V DC, 2.5A, 3m cable	Required x 1
9048972	C2075M3	Cable, 2-Core, Male plug, 3m	Optional
9048973	C2075F3	Cable, 2-Core, Female plug, 3m	Optional
9048974	C2075FM3	Cable, 2-Core, Male / Female plugs, 3m	Optional
9052671	C2075M10	Cable, 2-Core, Male plug, 10m	Optional
9052758	C2075MF10	Cable, 2-Core, Male / Female plugs, 10m	Optional
9048976	C405F3	Cable, 4-Core, Female plug, 3m	Optional
9048975	C405M3	Cable, 4-Core, Male plug, 3m	Optional
9048977	C405FM3	Cable, 4-Core, Female / Male plugs, 3m	Optional
You must select at least one remote below or MS541			Required
9048967	RT111	Wireless remote control, 433.92MHz	SELECT
9103586	RT1116	16-Channel wireless remote, 433.92MHz	SELECT
9048968	WT211	Wireless wall mounted switch, 433.92MHz	SELECT
9104966	WT215	5-Channel wireless wall mounted switch, 433.92MHz	SELECT
To get MS541 to work you must order all 3 below			
9048969	MS541	Wired wall mounted switch	Optional
9048976	C405F3	Cable, 4-Core, Female plug, 3m	
9048975	C405M3	Cable, 4-Core, Male plug, 3m	
To get UPS to work you must order all 2 below			
9050603	21UP2403	Battery Backup UPS, in AC100-240V, out 24V DC, 3A	Optional
9048972	C2075M3	Cable, 2-Core, Male plug, 3m	
BMS Connection requires			
9048976	C405F3	Cable, 4-Core, Female plug, 3m	Optional
9048975	C405M3	Cable, 4-Core, Male plug, 3m	
Electric motor options			
Auto Louvre	AUTO LOUVRE	Auto Louvre Gallery	SELECT
9048978	LOUVRE OCP	Over Current Protection (included standard with Louvres)	

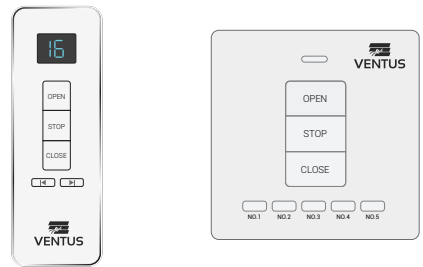


## Optional Wireless control




RT111

WT211



RT1116

WT215



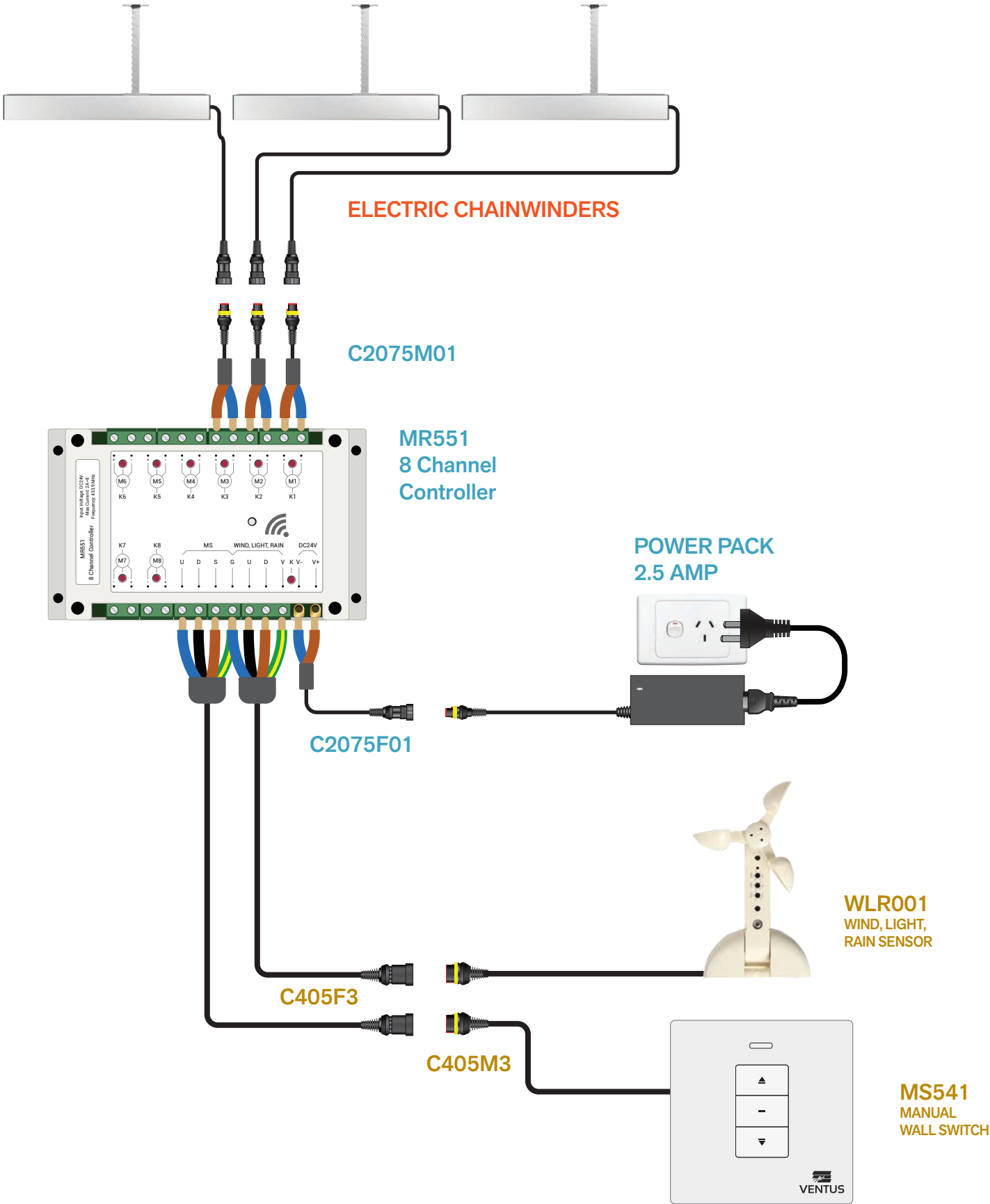


3 X WINDOWS - AWNING CHAINWINDERS

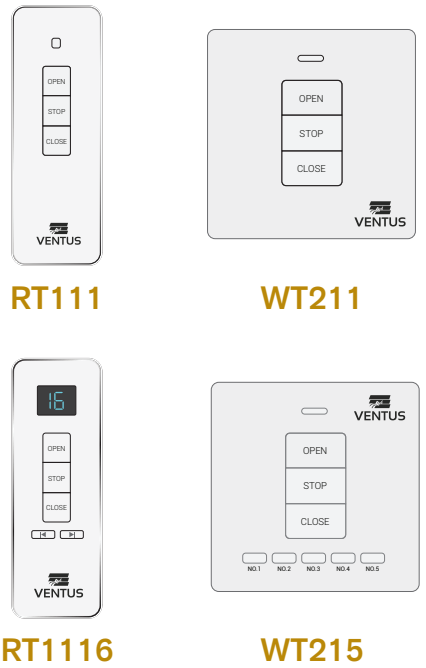
INSTALLATION VIA GPO

MINIMUM HARDWARE SELECTION + OPTIONS

PART NUMBER	PRODUCT CODE	DESCRIPTION	
9048966	MR551	8-Channel Controller, 24V DC, 2.8Amp, 433.92MHz	Required x 1
9048985	C2075F01	Cable, 2-Core, Female plug, 100mm	Required x 1
9048986	C2075M01	Cable, 2-Core, Male plug, 100mm	Required x 3
9048971	POWER PACK 2.5AMP	Universal Power Pack 240V AC to 24V DC, 2.5A, 3m cable	Required x 1
9048972	C2075M3	Cable, 2-Core, Male plug, 3m	Optional
9048973	C2075F3	Cable, 2-Core, Female plug, 3m	Optional
9048974	C2075FM3	Cable, 2-Core, Male / Female plugs, 3m	Optional
9052671	C2075M10	Cable, 2-Core, Male plug, 10m	Optional
9052758	C2075MF10	Cable, 2-Core, Male / Female plugs, 10m	Optional
9048976	C405F3	Cable, 4-Core, Female plug, 3m	Optional
9048975	C405M3	Cable, 4-Core, Male plug, 3m	Optional
9048977	C405FM3	Cable, 4-Core, Female / Male plugs, 3m	Optional
You must select at least one remote below or MS541			Required
9048967	RT111	Wireless remote control, 433.92MHz	SELECT
9103586	RT1116	16-Channel wireless remote, 433.92MHz	SELECT
9048968	WT211	Wireless wall mounted switch, 433.92MHz	SELECT
9104966	WT215	5-Channel wireless wall mounted switch, 433.92MHz	SELECT
To get MS541 to work you must order all 3 below			
9048969	MS541	Wired wall mounted switch	Optional
9048976	C405F3	Cable, 4-Core, Female plug, 3m	
9048975	C405M3	Cable, 4-Core, Male plug, 3m	
To get WLR to work you must order all 2 below			
9048970	WLR001	Wind Light Rain Sensor, 4-Core, Male plug, 6m cable	Optional
9048976	C405F3	Cable, 4-Core, Female plug, 3m	
To get UPS to work you must order all 2 below			
9050603	21UP2403	Battery Backup UPS, in AC100-240V, out 24V DC, 3A	Optional
9048972	C2075M3	Cable, 2-Core, Male plug, 3m	
Electric motor options			
9052637	SCE100s	Standard Chain Electric Winder 24V DC, 100mm, 250N	SELECT
9052809	SCE300s	Standard Chain Electric Winder 24V DC, 300mm, 250N	SELECT
9050600	TCE300	Twin Chain Electric Winder 24V DC, 300mm, 800N	SELECT
9050601	LCD300	Large Chain Electric Winder 24V DC, 300mm, 400N	SELECT
Black powder coat chainwinders available, see full components list (page 1) for Part Numbers			SELECT



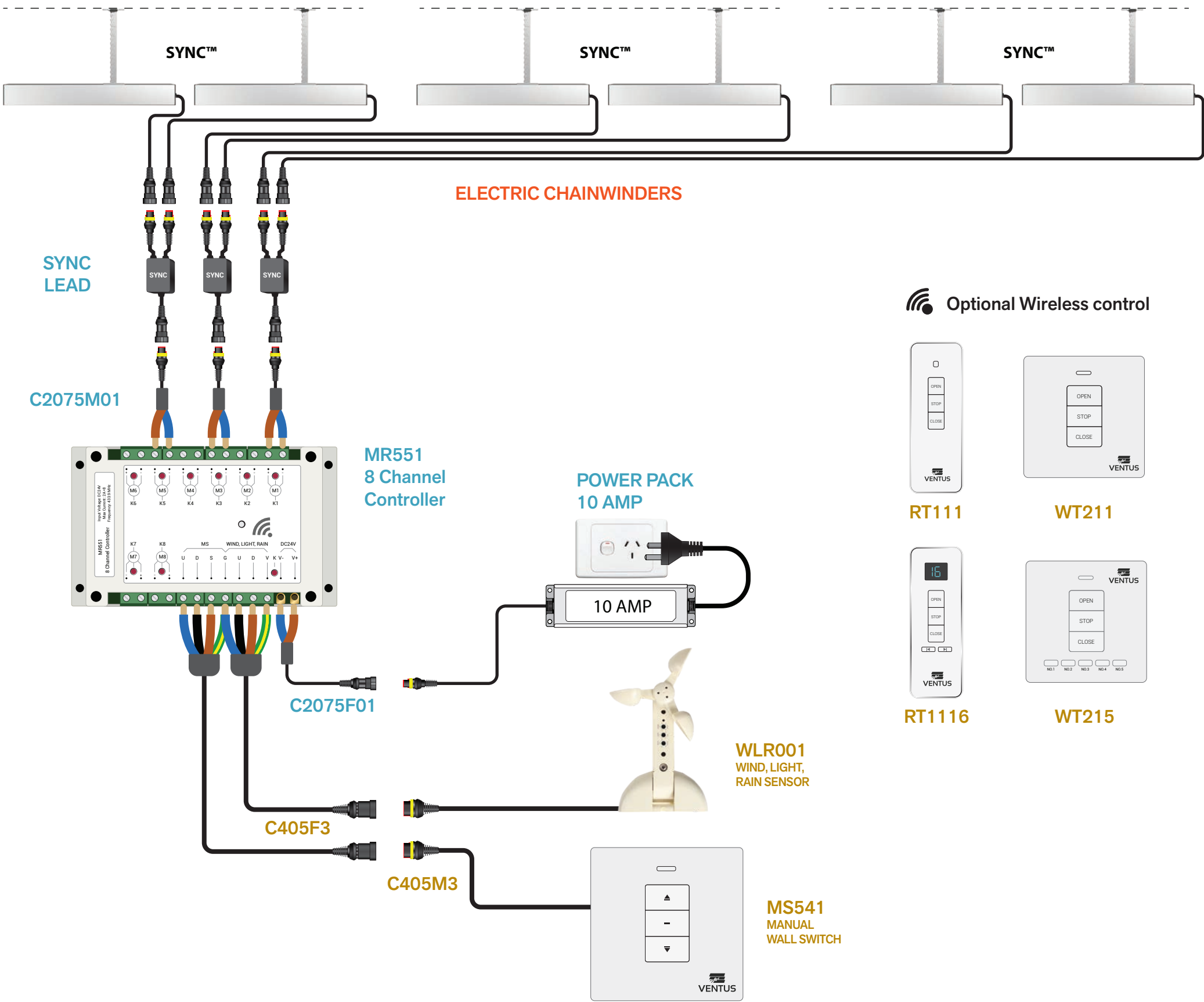
Optional Wireless control



# 2 X 3 AWNING CHAINWINDERS INSTALLATION VIA GPO

## MINIMUM HARDWARE SELECTION + OPTIONS

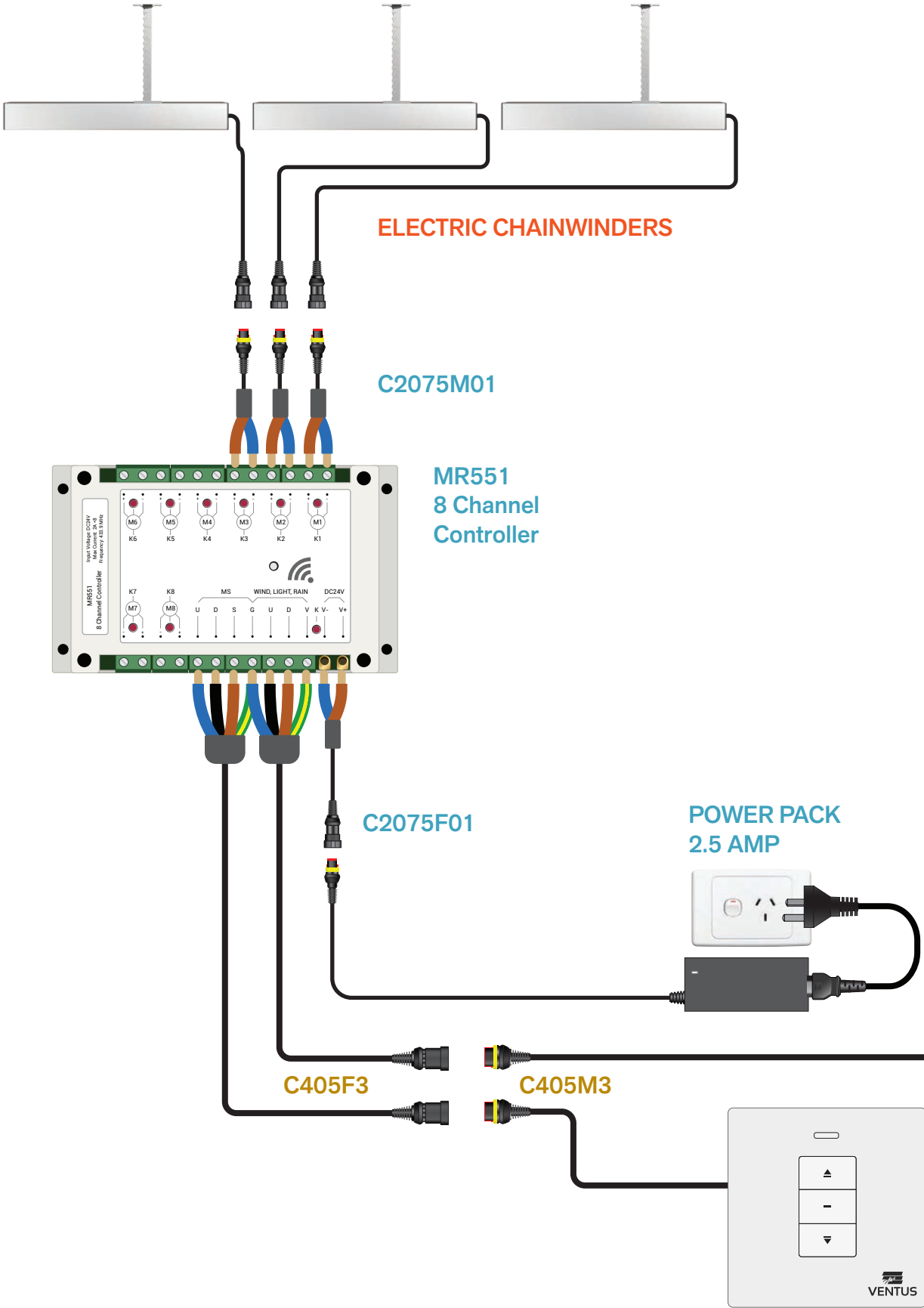
PART NUMBER	PRODUCT CODE	DESCRIPTION	
9048966	MR551	8-Channel Controller, 24V DC, 2.8Amp, 433.92MHz	Required x 1
9048985	C2075F01	Cable, 2-Core, Female plug, 100mm	Required x 1
9048986	C2075M01	Cable, 2-Core, Male plug, 100mm	Required x 3
9052175	POWER PACK 10AMP	Power Pack 240V AC to 24V DC, 10 Amp - ELG-240-24A-3Y	Required x 1
9052924	S102P SYNC	Synchronizer control unit	Required x 3
9048972	C2075M3	Cable, 2-Core, Male plug, 3m	Optional
9048973	C2075F3	Cable, 2-Core, Female plug, 3m	Optional
9048974	C2075FM3	Cable, 2-Core, Male / Female plugs, 3m	Optional
9052671	C2075M10	Cable, 2-Core, Male plug, 10m	Optional
9052758	C2075MF10	Cable, 2-Core, Male / Female plugs, 10m	Optional
9048976	C405F3	Cable, 4-Core, Female plug, 3m	Optional
9048975	C405M3	Cable, 4-Core, Male plug, 3m	Optional
9048977	C405FM3	Cable, 4-Core, Female / Male plugs, 3m	Optional
You must select at least one remote below or MS541			Required
9048967	RT111	Wireless remote control, 433.92MHz	SELECT
9103586	RT1116	16-Channel wireless remote, 433.92MHz	SELECT
9048968	WT211	Wireless wall mounted switch, 433.92MHz	SELECT
9104966	WT215	5-Channel wireless wall mounted switch, 433.92MHz	SELECT
To get MS541 to work you must order all 3 below			
9048969	MS541	Wired wall mounted switch	Optional
9048976	C405F3	Cable, 4-Core, Female plug, 3m	
9048975	C405M3	Cable, 4-Core, Male plug, 3m	
To get WLR to work you must order all 2 below			
9048970	WLR001	Wind Light Rain Sensor, 4-Core, Male plug, 6m cable	Optional
9048976	C405F3	Cable, 4-Core, Female plug, 3m	
To get UPS to work you must order all 2 below			
9050603	21UP2403	Battery Backup UPS, in AC100-240V, out 24V DC, 3A	Optional
9048972	C2075M3	Cable, 2-Core, Male plug, 3m	
Electric motor options			
9052637	SCE100s	Standard Chain Electric Winder 24V DC, 100mm, 250N	SELECT
9052809	SCE300s	Standard Chain Electric Winder 24V DC, 300mm, 250N	SELECT
9050601	LCD300	Large Chain Electric Winder 24V DC, 300mm, 400N	SELECT
Black powder coat chainwinders available, see full components list (page 1) for Part Numbers			SELECT



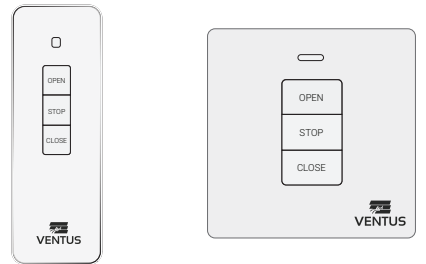
# 3 X WINDOWS - AWNING CHAINWINDERS WITH BMS INTEGRATION

## MINIMUM HARDWARE SELECTION + OPTIONS

PART NUMBER	PRODUCT CODE	DESCRIPTION	
9048966	MR551	8-Channel Controller, 24V DC, 2.8Amp, 433.92MHz	Required x 1
9048985	C2075F01	Cable, 2-Core, Female plug, 100mm	Required x 1
9048986	C2075M01	Cable, 2-Core, Male plug, 100mm	Required x 3
9048971	POWER PACK 2.5AMP	Universal Power Pack 240V AC to 24V DC, 2.5A, 3m cable	Required x 1
9048972	C2075M3	Cable, 2-Core, Male plug, 3m	Optional
9048973	C2075F3	Cable, 2-Core, Female plug, 3m	Optional
9048974	C2075FM3	Cable, 2-Core, Male / Female plugs, 3m	Optional
9052671	C2075M10	Cable, 2-Core, Male plug, 10m	Optional
9052758	C2075MF10	Cable, 2-Core, Male / Female plugs, 10m	Optional
9048976	C405F3	Cable, 4-Core, Female plug, 3m	Optional
9048975	C405M3	Cable, 4-Core, Male plug, 3m	Optional
9048977	C405FM3	Cable, 4-Core, Female / Male plugs, 3m	Optional
You must select at least one remote below or MS541			Required
9048967	RT111	Wireless remote control, 433.92MHz	SELECT
9103586	RT1116	16-Channel wireless remote, 433.92MHz	SELECT
9048968	WT211	Wireless wall mounted switch, 433.92MHz	SELECT
9104966	WT215	5-Channel wireless wall mounted switch, 433.92MHz	SELECT
To get MS541 to work you must order all 3 below			
9048969	MS541	Wired wall mounted switch	Optional
9048976	C405F3	Cable, 4-Core, Female plug, 3m	
9048975	C405M3	Cable, 4-Core, Male plug, 3m	
To get UPS to work you must order all 2 below			
9050603	21UP2403	Battery Backup UPS, in AC100-240V, out 24V DC, 3A	Optional
9048972	C2075M3	Cable, 2-Core, Male plug, 3m	
BMS Connection requires			
9048976	C405F3	Cable, 4-Core, Female plug, 3m	Optional
9048975	C405M3	Cable, 4-Core, Male plug, 3m	
Electric motor options			
9052637	SCE100s	Standard Chain Electric Winder 24V DC, 100mm, 250N	SELECT
9052809	SCE300s	Standard Chain Electric Winder 24V DC, 300mm, 250N	SELECT
9050600	TCE300	Twin Chain Electric Winder 24V DC, 300mm, 800N	SELECT
9050601	LCD300	Large Chain Electric Winder 24V DC, 300mm, 400N	SELECT
Black powder coat chainwinders available, see full components list (page 1) for Part Numbers			SELECT

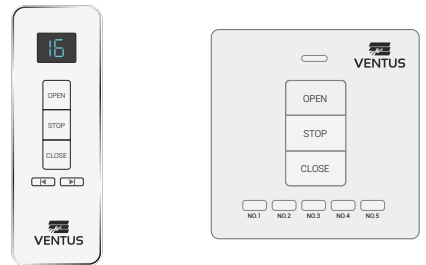


### Optional Wireless control



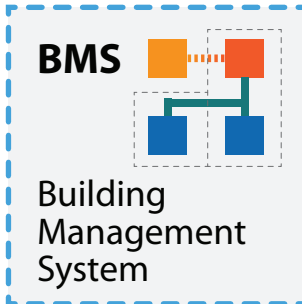
RT111

WT211



RT1116

WT215

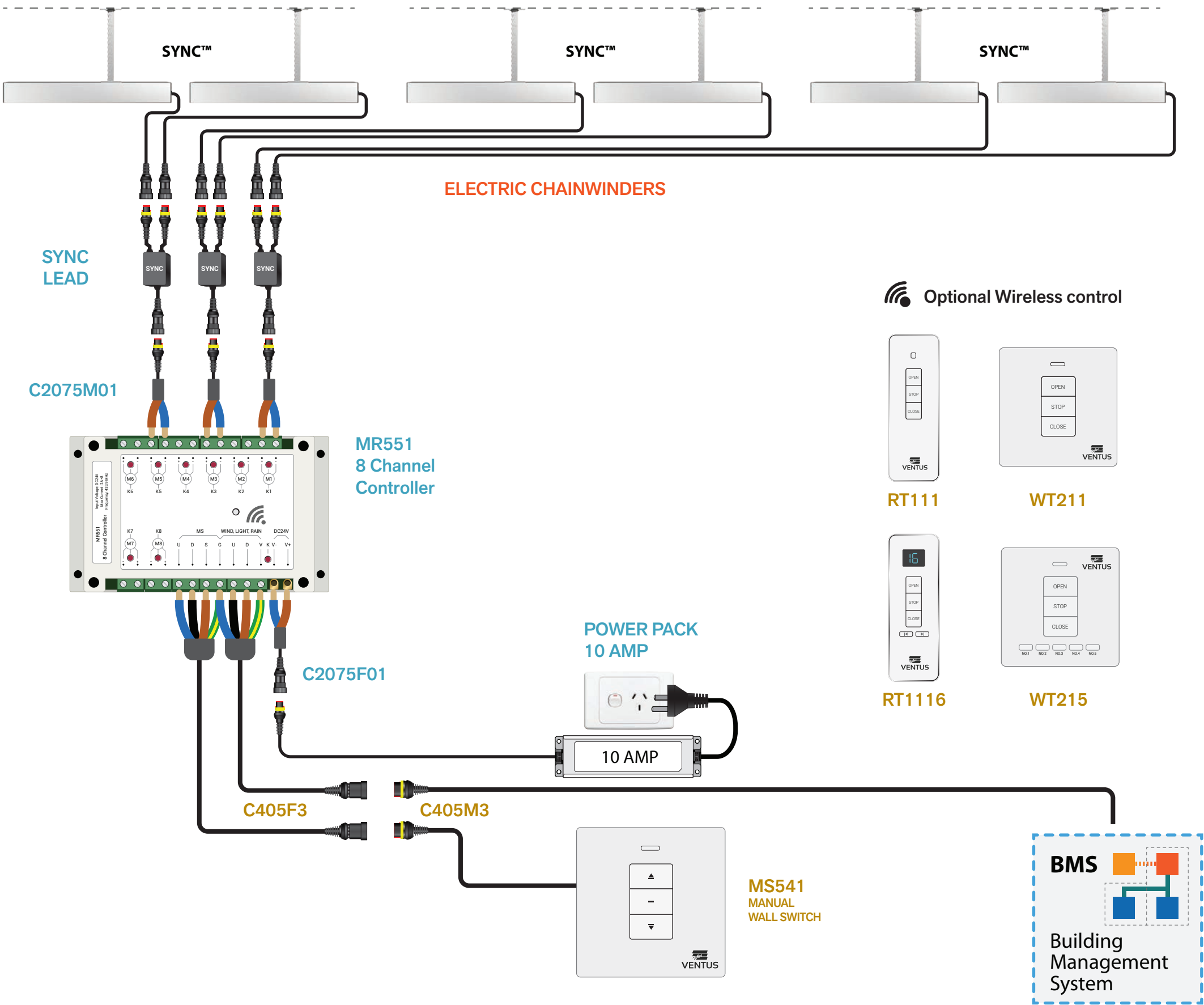




# 2 X 3 AWNING CHAINWINDERS WITH BMS INTEGRATION

## MINIMUM HARDWARE SELECTION + OPTIONS

PART NUMBER	PRODUCT CODE	DESCRIPTION	
9048966	MR551	8-Channel Controller, 24V DC, 2.8Amp, 433.92MHz	Required x 1
9048985	C2075F01	Cable, 2-Core, Female plug, 100mm	Required x 1
9048986	C2075M01	Cable, 2-Core, Male plug, 100mm	Required x 3
9052175	POWER PACK 10AMP	Power Pack 240V AC to 24V DC, 10 Amp - ELG-240-24A-3Y	Required x 1
9052924	S102P SYNC	Synchronizer control unit	Required x 3
9048972	C2075M3	Cable, 2-Core, Male plug, 3m	Optional
9048973	C2075F3	Cable, 2-Core, Female plug, 3m	Optional
9048974	C2075FM3	Cable, 2-Core, Male / Female plugs, 3m	Optional
9052671	C2075M10	Cable, 2-Core, Male plug, 10m	Optional
9052758	C2075MF10	Cable, 2-Core, Male / Female plugs, 10m	Optional
9048976	C405F3	Cable, 4-Core, Female plug, 3m	Optional
9048975	C405M3	Cable, 4-Core, Male plug, 3m	Optional
9048977	C405FM3	Cable, 4-Core, Female / Male plugs, 3m	Optional
You must select at least one remote below or MS541			Required
9048967	RT111	Wireless remote control, 433.92MHz	SELECT
9103586	RT1116	16-Channel wireless remote, 433.92MHz	SELECT
9048968	WT211	Wireless wall mounted switch, 433.92MHz	SELECT
9104966	WT215	5-Channel wireless wall mounted switch, 433.92MHz	SELECT
To get MS541 to work you must order all 3 below			
9048969	MS541	Wired wall mounted switch	Optional
9048976	C405F3	Cable, 4-Core, Female plug, 3m	
9048975	C405M3	Cable, 4-Core, Male plug, 3m	
To get UPS to work you must order all 2 below			
9050603	21UP2403	Battery Backup UPS, in AC100-240V, out 24V DC, 3A	Optional
9048972	C2075M3	Cable, 2-Core, Male plug, 3m	
BMS Connection requires			
9048976	C405F3	Cable, 4-Core, Female plug, 3m	Optional
9048975	C405M3	Cable, 4-Core, Male plug, 3m	
Electric motor options			
9052637	SCE100s	Standard Chain Electric Winder 24V DC, 100mm, 250N	SELECT
9052809	SCE300s	Standard Chain Electric Winder 24V DC, 300mm, 250N	SELECT
9050601	LCD300	Large Chain Electric Winder 24V DC, 300mm, 400N	SELECT
Black powder coat chainwinders available, see full components list (page 1) for Part Numbers			SELECT



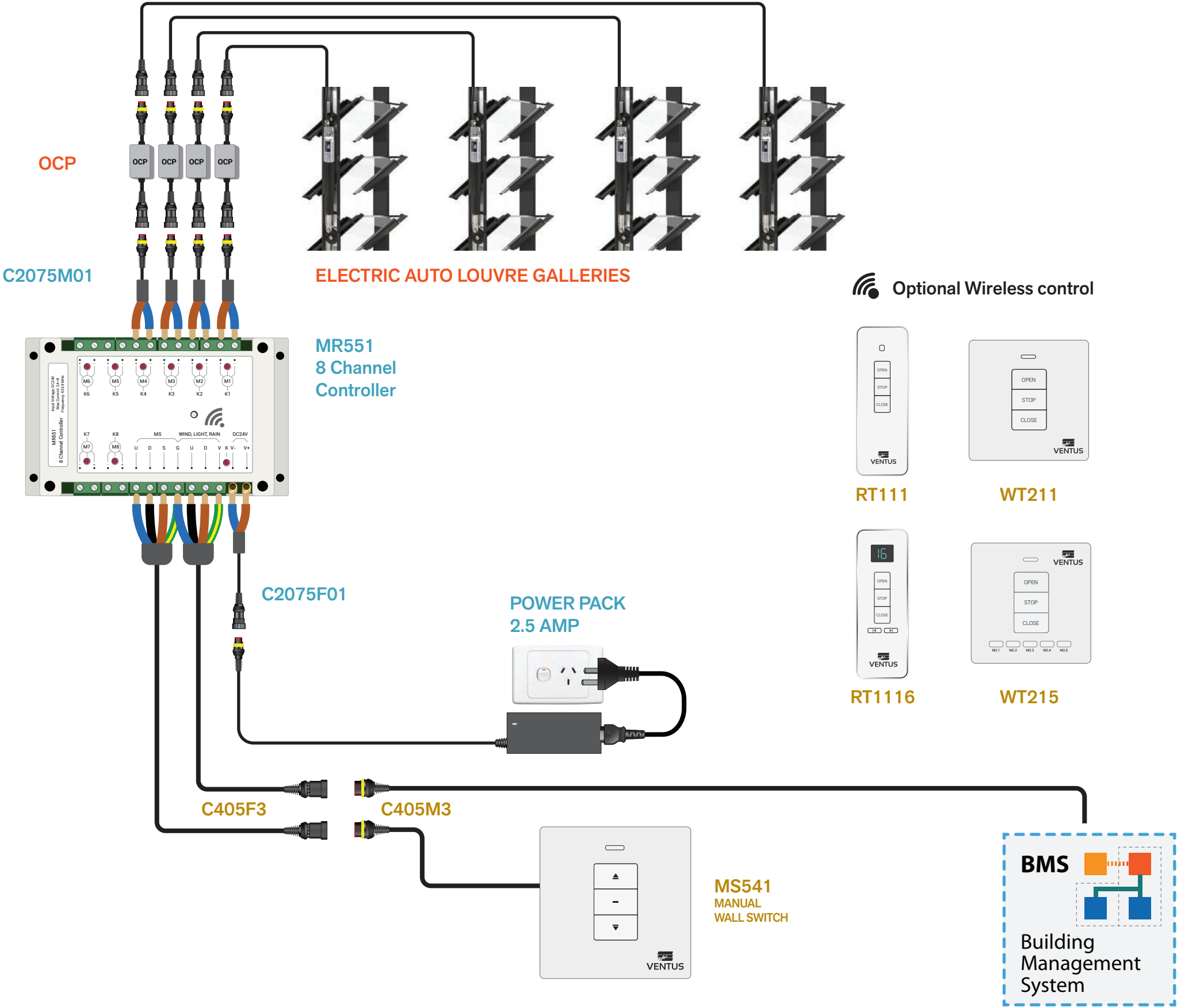
The diagram illustrates the wiring connections for the MR551 8 Channel Controller. The controller has multiple input channels labeled K1 through K8, M1 through M8, and MS. It is connected to four OCP (Over Current Protection) units, which are then connected to four Electric Auto Louvre Galleries. A Power Pack 2.5 AMP is connected to the DC24V input. A WLR001 Wind, Light, Rain Sensor is connected to the WIND, LIGHT, RAIN inputs. An MS541 Manual Wall Switch is connected to the MS input. Optional wireless controls (RT111, WT211, RT1116, WT215) are also shown.

- OCP**: Over Current Protection units.
- ELECTRIC AUTO LOUVRE GALLERIES**: Four galleries controlled by the system.
- MR551 8 Channel Controller**: The central control unit.
- POWER PACK 2.5 AMP**: Provides power to the system.
- WLR001 WIND, LIGHT, RAIN SENSOR**: Environmental sensor.
- MS541 MANUAL WALL SWITCH**: Manual control switch.
- Optional Wireless control**: Includes RT111, WT211, RT1116, and WT215.

# 4 X WINDOWS - LOUVRE GALLERIES WITH BMS INTEGRATION

MINIMUM HARDWARE SELECTION + OPTIONS

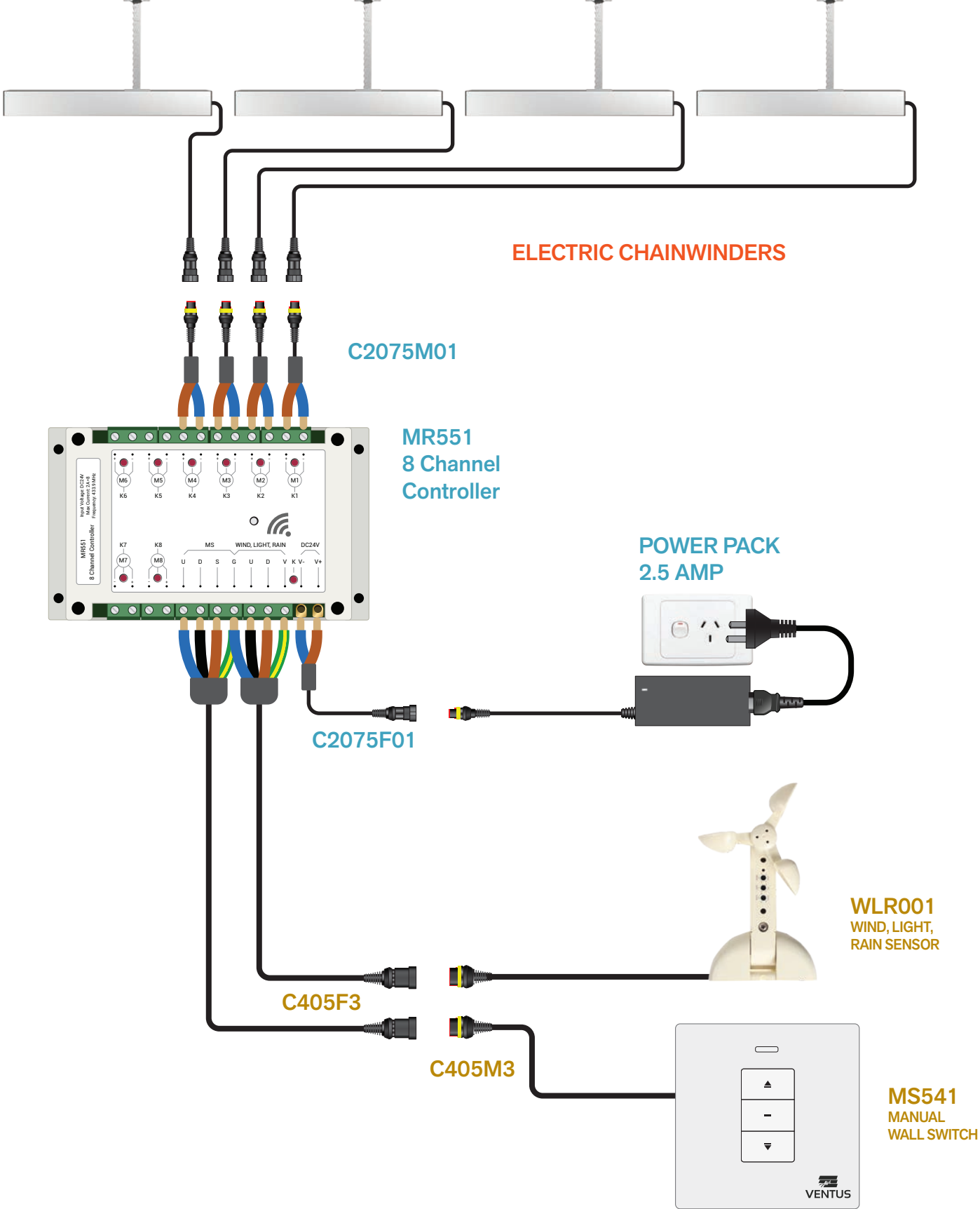
PART NUMBER	PRODUCT CODE	DESCRIPTION	
9048966	MR551	8-Channel Controller, 24V DC, 2.8Amp, 433.92MHz	Required x 1
9048985	C2075F01	Cable, 2-Core, Female plug, 100mm	Required x 1
9048986	C2075M01	Cable, 2-Core, Male plug, 100mm	Required x 4
9048971	POWER PACK 2.5AMP	Universal Power Pack 240V AC to 24V DC, 2.5A, 3m cable	Required x 1
9048972	C2075M3	Cable, 2-Core, Male plug, 3m	Optional
9048973	C2075F3	Cable, 2-Core, Female plug, 3m	Optional
9048974	C2075FM3	Cable, 2-Core, Male / Female plugs, 3m	Optional
9052671	C2075M10	Cable, 2-Core, Male plug, 10m	Optional
9052758	C2075MF10	Cable, 2-Core, Male / Female plugs, 10m	Optional
9048976	C405F3	Cable, 4-Core, Female plug, 3m	Optional
9048975	C405M3	Cable, 4-Core, Male plug, 3m	Optional
9048977	C405FM3	Cable, 4-Core, Female / Male plugs, 3m	Optional
You must select at least one remote below or MS541			Required
9048967	RT111	Wireless remote control, 433.92MHz	SELECT
9103586	RT1116	16-Channel wireless remote, 433.92MHz	SELECT
9048968	WT211	Wireless wall mounted switch, 433.92MHz	SELECT
9104966	WT215	5-Channel wireless wall mounted switch, 433.92MHz	SELECT
To get MS541 to work you must order all 3 below			
9048969	MS541	Wired wall mounted switch	Optional
9048976	C405F3	Cable, 4-Core, Female plug, 3m	
9048975	C405M3	Cable, 4-Core, Male plug, 3m	
To get UPS to work you must order all 2 below			
9050603	21UP2403	Battery Backup UPS, in AC100-240V, out 24V DC, 3A	Optional
9048972	C2075M3	Cable, 2-Core, Male plug, 3m	
BMS Connection requires			
9048976	C405F3	Cable, 4-Core, Female plug, 3m	Optional
9048975	C405M3	Cable, 4-Core, Male plug, 3m	
Electric motor options			
Auto Louvre	AUTO LOUVRE	Auto Louvre Gallery	SELECT
9048978	LOUVRE OCP	Over Current Protection (included standard with Louvres)	



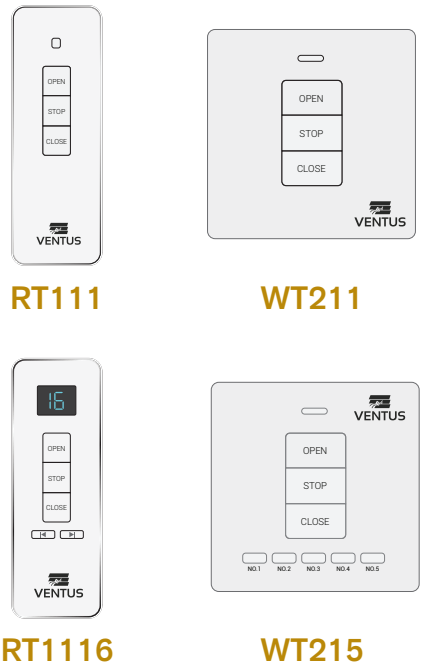
# 4 X WINDOWS - AWNING CHAINWINDERS INSTALLATION VIA GPO

## MINIMUM HARDWARE SELECTION + OPTIONS

PART NUMBER	PRODUCT CODE	DESCRIPTION	
9048966	MR551	8-Channel Controller, 24V DC, 2.8Amp, 433.92MHz	Required x 1
9048985	C2075F01	Cable, 2-Core, Female plug, 100mm	Required x 1
9048986	C2075M01	Cable, 2-Core, Male plug, 100mm	Required x 4
9048971	POWER PACK 2.5AMP	Universal Power Pack 240V AC to 24V DC, 2.5A, 3m cable	Required x 1
9048972	C2075M3	Cable, 2-Core, Male plug, 3m	Optional
9048973	C2075F3	Cable, 2-Core, Female plug, 3m	Optional
9048974	C2075FM3	Cable, 2-Core, Male / Female plugs, 3m	Optional
9052671	C2075M10	Cable, 2-Core, Male plug, 10m	Optional
9052758	C2075MF10	Cable, 2-Core, Male / Female plugs, 10m	Optional
9048976	C405F3	Cable, 4-Core, Female plug, 3m	Optional
9048975	C405M3	Cable, 4-Core, Male plug, 3m	Optional
9048977	C405FM3	Cable, 4-Core, Female / Male plugs, 3m	Optional
You must select at least one remote below or MS541			Required
9048967	RT111	Wireless remote control, 433.92MHz	SELECT
9103586	RT1116	16-Channel wireless remote, 433.92MHz	SELECT
9048968	WT211	Wireless wall mounted switch, 433.92MHz	SELECT
9104966	WT215	5-Channel wireless wall mounted switch, 433.92MHz	SELECT
To get MS541 to work you must order all 3 below			
9048969	MS541	Wired wall mounted switch	Optional
9048976	C405F3	Cable, 4-Core, Female plug, 3m	
9048975	C405M3	Cable, 4-Core, Male plug, 3m	
To get WLR to work you must order all 2 below			
9048970	WLR001	Wind Light Rain Sensor, 4-Core, Male plug, 6m cable	Optional
9048976	C405F3	Cable, 4-Core, Female plug, 3m	
To get UPS to work you must order all 2 below			
9050603	21UP2403	Battery Backup UPS, in AC100-240V, out 24V DC, 3A	Optional
9048972	C2075M3	Cable, 2-Core, Male plug, 3m	
Electric motor options			
9052637	SCE100s	Standard Chain Electric Winder 24V DC, 100mm, 250N	SELECT
9052809	SCE300s	Standard Chain Electric Winder 24V DC, 300mm, 250N	SELECT
9050600	TCE300	Twin Chain Electric Winder 24V DC, 300mm, 800N	SELECT
9050601	LCD300	Large Chain Electric Winder 24V DC, 300mm, 400N	SELECT
Black powder coat chainwinders available, see full components list (page 1) for Part Numbers			SELECT



### Optional Wireless control

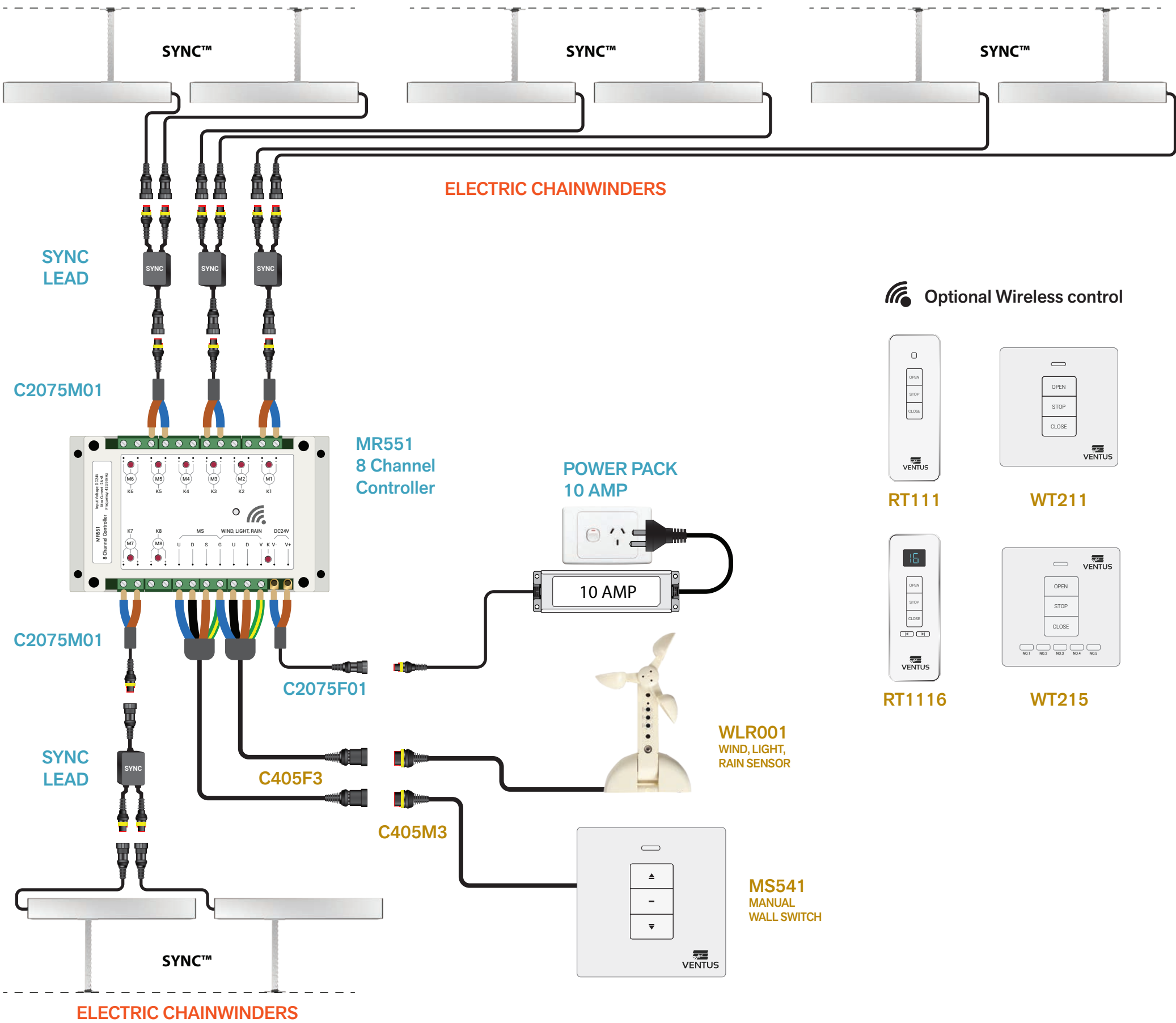




# 2 X 4 AWNING CHAINWINDERS INSTALLATION VIA GPO

## MINIMUM HARDWARE SELECTION + OPTIONS

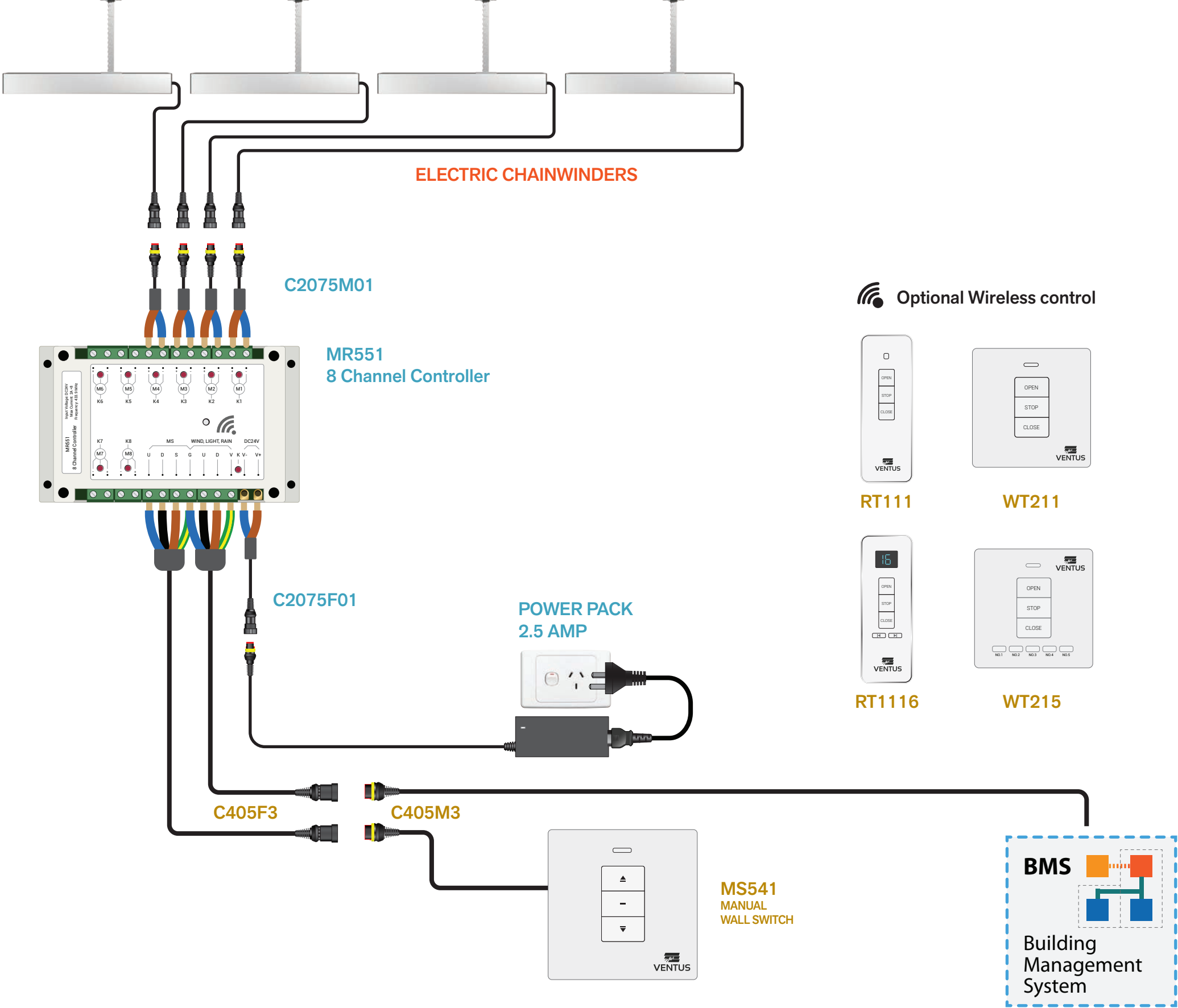
PART NUMBER	PRODUCT CODE	DESCRIPTION	
9048966	MR551	8-Channel Controller, 24V DC, 2.8Amp, 433.92MHz	Required x 1
9048985	C2075F01	Cable, 2-Core, Female plug, 100mm	Required x 1
9048986	C2075M01	Cable, 2-Core, Male plug, 100mm	Required x 4
9052175	POWER PACK 10AMP	Power Pack 240V AC to 24V DC, 10 Amp - ELG-240-24A-3Y	Required x 1
9052924	S102P SYNC	Synchronizer control unit	Required x 4
9048972	C2075M3	Cable, 2-Core, Male plug, 3m	Optional
9048973	C2075F3	Cable, 2-Core, Female plug, 3m	Optional
9048974	C2075FM3	Cable, 2-Core, Male / Female plugs, 3m	Optional
9052671	C2075M10	Cable, 2-Core, Male plug, 10m	Optional
9052758	C2075MF10	Cable, 2-Core, Male / Female plugs, 10m	Optional
9048976	C405F3	Cable, 4-Core, Female plug, 3m	Optional
9048975	C405M3	Cable, 4-Core, Male plug, 3m	Optional
9048977	C405FM3	Cable, 4-Core, Female / Male plugs, 3m	Optional
You must select at least one remote below or MS541			Required
9048967	RT111	Wireless remote control, 433.92MHz	SELECT
9103586	RT1116	16-Channel wireless remote, 433.92MHz	SELECT
9048968	WT211	Wireless wall mounted switch, 433.92MHz	SELECT
9104966	WT215	5-Channel wireless wall mounted switch, 433.92MHz	SELECT
To get MS541 to work you must order all 3 below			
9048969	MS541	Wired wall mounted switch	Optional
9048976	C405F3	Cable, 4-Core, Female plug, 3m	
9048975	C405M3	Cable, 4-Core, Male plug, 3m	
To get WLR to work you must order all 2 below			
9048970	WLR001	Wind Light Rain Sensor, 4-Core, Male plug, 6m cable	Optional
9048976	C405F3	Cable, 4-Core, Female plug, 3m	
To get UPS to work you must order all 2 below			
9050603	21UP2403	Battery Backup UPS, in AC100-240V, out 24V DC, 3A	Optional
9048972	C2075M3	Cable, 2-Core, Male plug, 3m	
Electric motor options			
9052637	SCE100s	Standard Chain Electric Winder 24V DC, 100mm, 250N	SELECT
9052809	SCE300s	Standard Chain Electric Winder 24V DC, 300mm, 250N	SELECT
9050601	LCD300	Large Chain Electric Winder 24V DC, 300mm, 400N	SELECT
Black powder coat chainwinders available, see full components list (page 1) for Part Numbers			SELECT



# 4 X WINDOWS - AWNING CHAINWINDERS WITH BMS INTEGRATION

MINIMUM HARDWARE SELECTION + OPTIONS

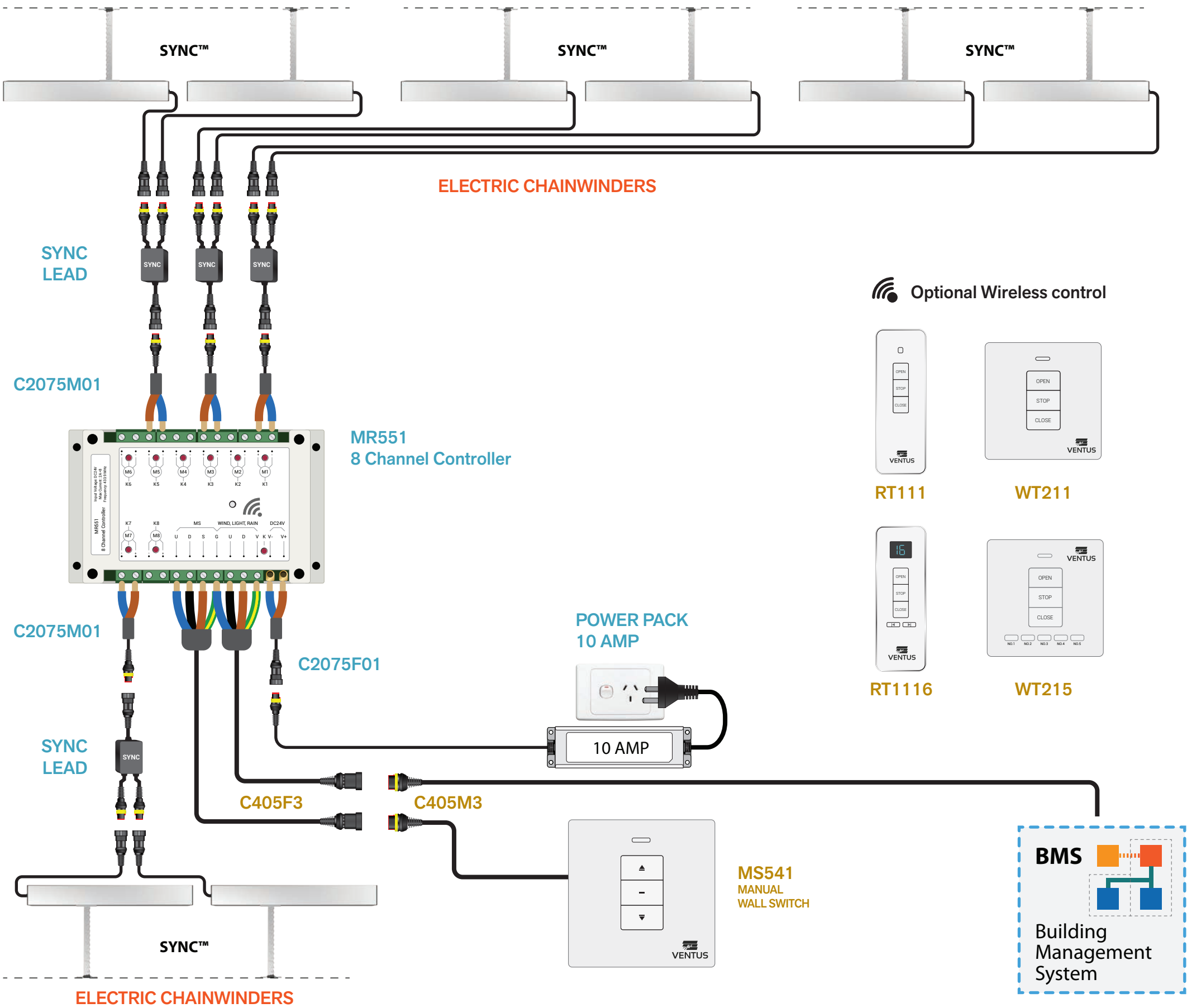
PART NUMBER	PRODUCT CODE	DESCRIPTION	
9048966	MR551	8-Channel Controller, 24V DC, 2.8Amp, 433.92MHz	Required x 1
9048985	C2075F01	Cable, 2-Core, Female plug, 100mm	Required x 1
9048986	C2075M01	Cable, 2-Core, Male plug, 100mm	Required x 4
9048971	POWER PACK 2.5AMP	Universal Power Pack 240V AC to 24V DC, 2.5A, 3m cable	Required x 1
9048972	C2075M3	Cable, 2-Core, Male plug, 3m	Optional
9048973	C2075F3	Cable, 2-Core, Female plug, 3m	Optional
9048974	C2075FM3	Cable, 2-Core, Male / Female plugs, 3m	Optional
9052671	C2075M10	Cable, 2-Core, Male plug, 10m	Optional
9052758	C2075MF10	Cable, 2-Core, Male / Female plugs, 10m	Optional
9048976	C405F3	Cable, 4-Core, Female plug, 3m	Optional
9048975	C405M3	Cable, 4-Core, Male plug, 3m	Optional
9048977	C405FM3	Cable, 4-Core, Female / Male plugs, 3m	Optional
You must select at least one remote below or MS541			Required
9048967	RT111	Wireless remote control, 433.92MHz	SELECT
9103586	RT1116	16-Channel wireless remote, 433.92MHz	SELECT
9048968	WT211	Wireless wall mounted switch, 433.92MHz	SELECT
9104966	WT215	5-Channel wireless wall mounted switch, 433.92MHz	SELECT
To get MS541 to work you must order all 3 below			
9048969	MS541	Wired wall mounted switch	Optional
9048976	C405F3	Cable, 4-Core, Female plug, 3m	
9048975	C405M3	Cable, 4-Core, Male plug, 3m	
To get UPS to work you must order all 2 below			
9050603	21UP2403	Battery Backup UPS, in AC100-240V, out 24V DC, 3A	Optional
9048972	C2075M3	Cable, 2-Core, Male plug, 3m	
BMS Connection requires			
9048976	C405F3	Cable, 4-Core, Female plug, 3m	Optional
9048975	C405M3	Cable, 4-Core, Male plug, 3m	
Electric motor options			
9052637	SCE100s	Standard Chain Electric Winder 24V DC, 100mm, 250N	SELECT
9052809	SCE300s	Standard Chain Electric Winder 24V DC, 300mm, 250N	SELECT
9050600	TCE300	Twin Chain Electric Winder 24V DC, 300mm, 800N	SELECT
9050601	LCD300	Large Chain Electric Winder 24V DC, 300mm, 400N	SELECT
Black powder coat chainwinders available, see full components list (page 1) for Part Numbers			SELECT



# 2 X 4 AWNING CHAINWINDERS WITH BMS INTEGRATION

## MINIMUM HARDWARE SELECTION + OPTIONS

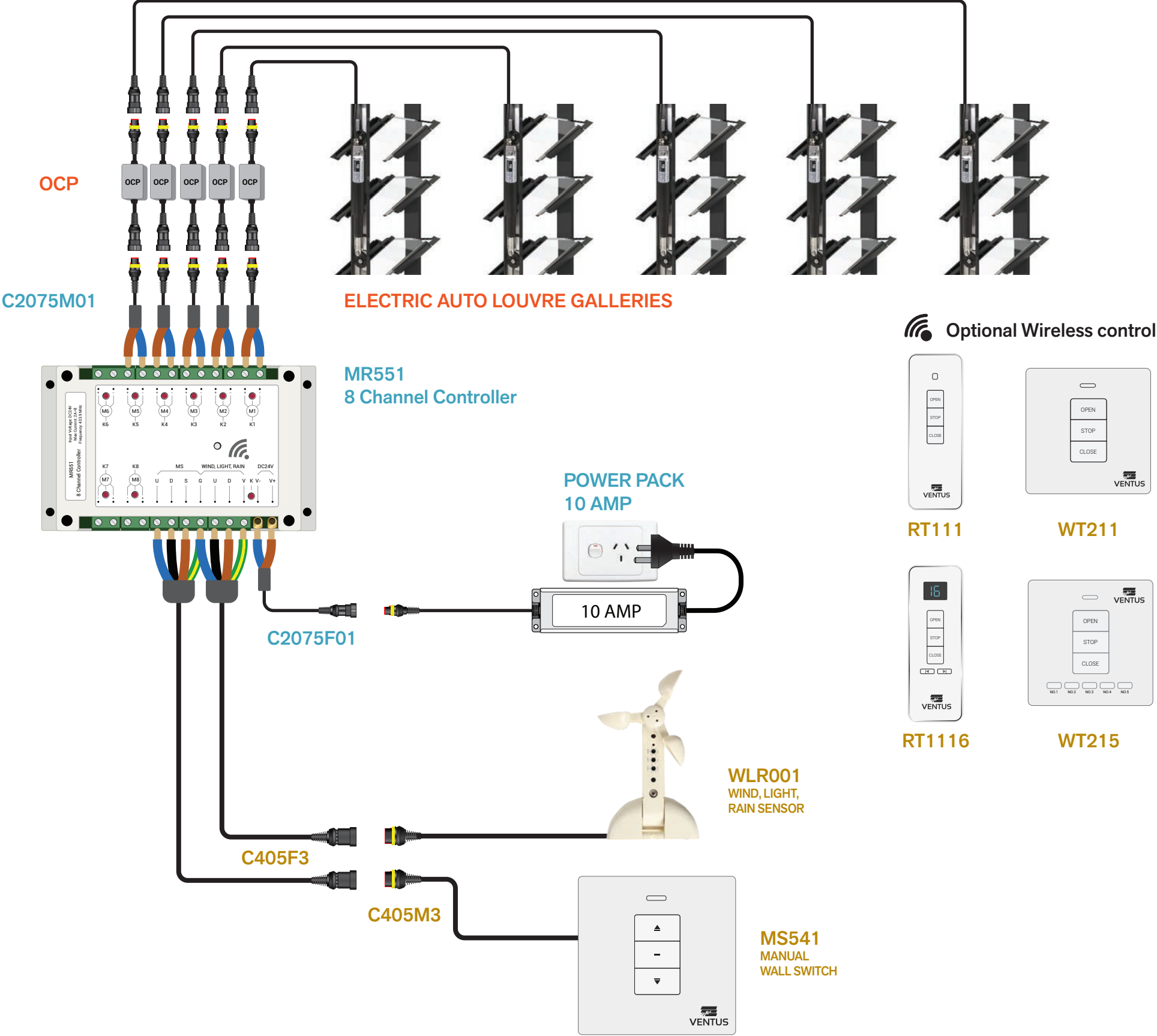
PART NUMBER	PRODUCT CODE	DESCRIPTION	
9048966	MR551	8-Channel Controller, 24V DC, 2.8Amp, 433.92MHz	Required x 1
9048985	C2075F01	Cable, 2-Core, Female plug, 100mm	Required x 1
9048986	C2075M01	Cable, 2-Core, Male plug, 100mm	Required x 4
9052175	POWER PACK 10AMP	Power Pack 240V AC to 24V DC, 10 Amp - ELG-240-24A-3Y	Required x 1
9052924	S102P SYNC	Synchronizer control unit	Required x 4
9048972	C2075M3	Cable, 2-Core, Male plug, 3m	Optional
9048973	C2075F3	Cable, 2-Core, Female plug, 3m	Optional
9048974	C2075FM3	Cable, 2-Core, Male / Female plugs, 3m	Optional
9052671	C2075M10	Cable, 2-Core, Male plug, 10m	Optional
9052758	C2075MF10	Cable, 2-Core, Male / Female plugs, 10m	Optional
9048976	C405F3	Cable, 4-Core, Female plug, 3m	Optional
9048975	C405M3	Cable, 4-Core, Male plug, 3m	Optional
9048977	C405FM3	Cable, 4-Core, Female / Male plugs, 3m	Optional
You must select at least one remote below or MS541			Required
9048967	RT111	Wireless remote control, 433.92MHz	SELECT
9103586	RT1116	16-Channel wireless remote, 433.92MHz	SELECT
9048968	WT211	Wireless wall mounted switch, 433.92MHz	SELECT
9104966	WT215	5-Channel wireless wall mounted switch, 433.92MHz	SELECT
To get MS541 to work you must order all 3 below			
9048969	MS541	Wired wall mounted switch	Optional
9048976	C405F3	Cable, 4-Core, Female plug, 3m	
9048975	C405M3	Cable, 4-Core, Male plug, 3m	
To get UPS to work you must order all 2 below			
9050603	21UP2403	Battery Backup UPS, in AC100-240V, out 24V DC, 3A	Optional
9048972	C2075M3	Cable, 2-Core, Male plug, 3m	
BMS Connection requires			
9048976	C405F3	Cable, 4-Core, Female plug, 3m	Optional
9048975	C405M3	Cable, 4-Core, Male plug, 3m	
Electric motor options			
9052637	SCE100s	Standard Chain Electric Winder 24V DC, 100mm, 250N	SELECT
9052809	SCE300s	Standard Chain Electric Winder 24V DC, 300mm, 250N	SELECT
9050601	LCD300	Large Chain Electric Winder 24V DC, 300mm, 400N	SELECT
Black powder coat chainwinders available, see full components list (page 1) for Part Numbers			SELECT



# 5 X WINDOWS - LOUVRE GALLERIES INSTALLATION VIA GPO

## MINIMUM HARDWARE SELECTION + OPTIONS

PART NUMBER	PRODUCT CODE	DESCRIPTION	
9048966	MR551	8-Channel Controller, 24V DC, 2.8Amp, 433.92MHz	Required x 1
9048985	C2075F01	Cable, 2-Core, Female plug, 100mm	Required x 1
9048986	C2075M01	Cable, 2-Core, Male plug, 100mm	Required x 5
9052175	POWER PACK 10AMP	Power Pack 240V AC to 24V DC, 10 Amp - ELG-240-24A-3Y	Required x 1
9048972	C2075M3	Cable, 2-Core, Male plug, 3m	Optional
9048973	C2075F3	Cable, 2-Core, Female plug, 3m	Optional
9048974	C2075FM3	Cable, 2-Core, Male / Female plugs, 3m	Optional
9052671	C2075M10	Cable, 2-Core, Male plug, 10m	Optional
9052758	C2075MF10	Cable, 2-Core, Male / Female plugs, 10m	Optional
9048976	C405F3	Cable, 4-Core, Female plug, 3m	Optional
9048975	C405M3	Cable, 4-Core, Male plug, 3m	Optional
9048977	C405FM3	Cable, 4-Core, Female / Male plugs, 3m	Optional
You must select at least one remote below or MS541			Required
9048967	RT111	Wireless remote control, 433.92MHz	SELECT
9103586	RT1116	16-Channel wireless remote, 433.92MHz	SELECT
9048968	WT211	Wireless wall mounted switch, 433.92MHz	SELECT
9104966	WT215	5-Channel wireless wall mounted switch, 433.92MHz	SELECT
To get MS541 to work you must order all 3 below			
9048969	MS541	Wired wall mounted switch	Optional
9048976	C405F3	Cable, 4-Core, Female plug, 3m	
9048975	C405M3	Cable, 4-Core, Male plug, 3m	
To get WLR to work you must order all 2 below			
9048970	WLR001	Wind Light Rain Sensor, 4-Core, Male plug, 6m cable	Optional
9048976	C405F3	Cable, 4-Core, Female plug, 3m	
To get UPS to work you must order all 2 below			
9050603	21UP2403	Battery Backup UPS, in AC100-240V, out 24V DC, 3A	Optional
9048972	C2075M3	Cable, 2-Core, Male plug, 3m	
Electric motor options			
Auto Louvre	AUTO LOUVRE	Auto Louvre Gallery	SELECT
9048978	LOUVRE OCP	Over Current Protection (included standard with Louvres)	

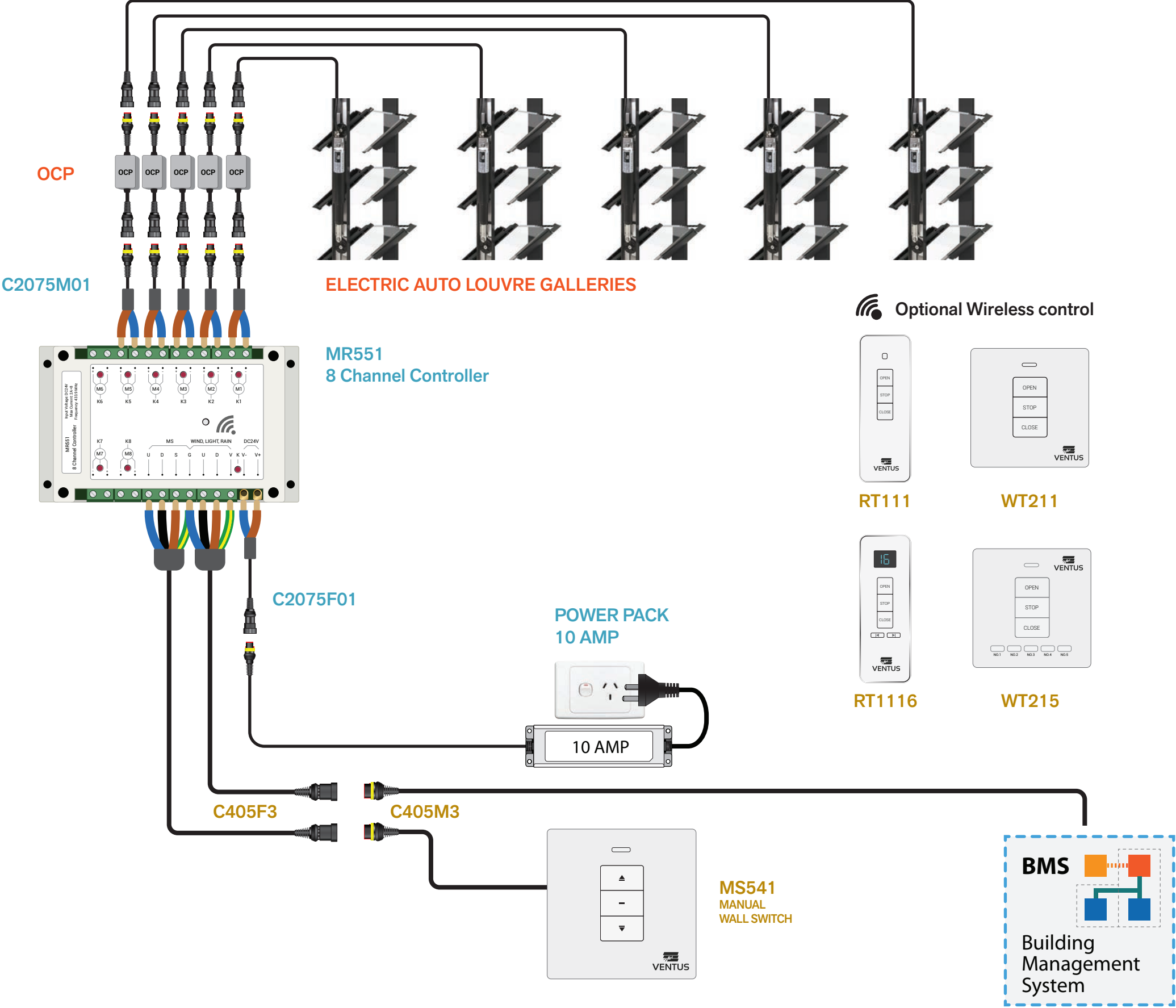




# 5 X WINDOWS - LOUVRE GALLERIES WITH BMS INTEGRATION

MINIMUM HARDWARE SELECTION + OPTIONS

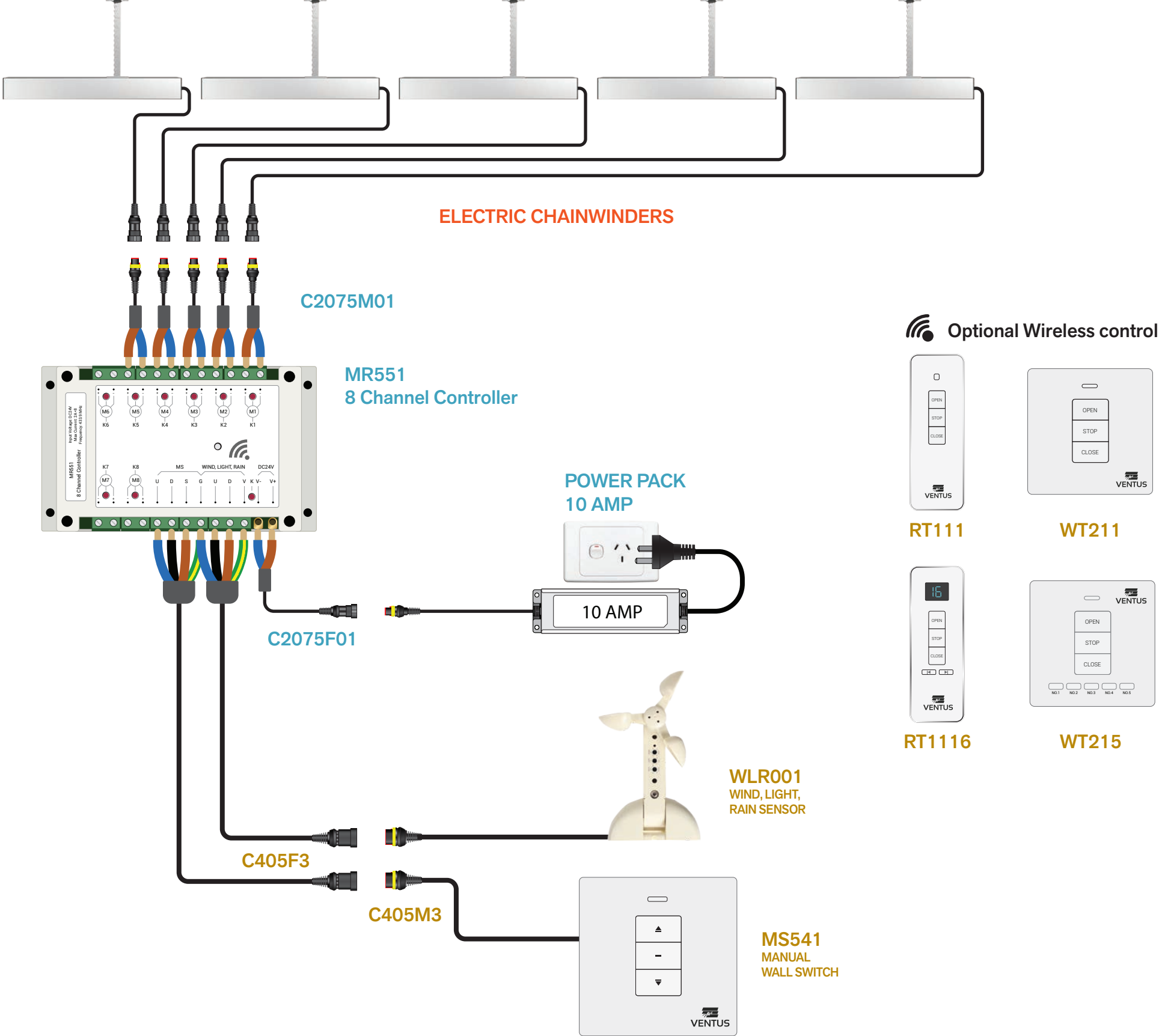
PART NUMBER	PRODUCT CODE	DESCRIPTION	
9048966	MR551	8-Channel Controller, 24V DC, 2.8Amp, 433.92MHz	Required x 1
9048985	C2075F01	Cable, 2-Core, Female plug, 100mm	Required x 1
9048986	C2075M01	Cable, 2-Core, Male plug, 100mm	Required x 5
9052175	POWER PACK 10AMP	Power Pack 240V AC to 24V DC, 10 Amp - ELG-240-24A-3Y	Required x 1
9048972	C2075M3	Cable, 2-Core, Male plug, 3m	Optional
9048973	C2075F3	Cable, 2-Core, Female plug, 3m	Optional
9048974	C2075FM3	Cable, 2-Core, Male / Female plugs, 3m	Optional
9052671	C2075M10	Cable, 2-Core, Male plug, 10m	Optional
9052758	C2075MF10	Cable, 2-Core, Male / Female plugs, 10m	Optional
9048976	C405F3	Cable, 4-Core, Female plug, 3m	Optional
9048975	C405M3	Cable, 4-Core, Male plug, 3m	Optional
9048977	C405FM3	Cable, 4-Core, Female / Male plugs, 3m	Optional
You must select at least one remote below or MS541			Required
9048967	RT111	Wireless remote control, 433.92MHz	SELECT
9103586	RT1116	16-Channel wireless remote, 433.92MHz	SELECT
9048968	WT211	Wireless wall mounted switch, 433.92MHz	SELECT
9104966	WT215	5-Channel wireless wall mounted switch, 433.92MHz	SELECT
To get MS541 to work you must order all 3 below			
9048969	MS541	Wired wall mounted switch	Optional
9048976	C405F3	Cable, 4-Core, Female plug, 3m	
9048975	C405M3	Cable, 4-Core, Male plug, 3m	
To get UPS to work you must order all 2 below			
9050603	21UP2403	Battery Backup UPS, in AC100-240V, out 24V DC, 3A	Optional
9048972	C2075M3	Cable, 2-Core, Male plug, 3m	
BMS Connection requires			
9048976	C405F3	Cable, 4-Core, Female plug, 3m	Optional
9048975	C405M3	Cable, 4-Core, Male plug, 3m	
Electric motor options			
Auto Louvre	AUTO LOUVRE	Auto Louvre Gallery	SELECT
9048978	LOUVRE OCP	Over Current Protection (included standard with Louvres)	



# 5 X WINDOWS - AWNING CHAINWINDERS INSTALLATION VIA GPO

## MINIMUM HARDWARE SELECTION + OPTIONS

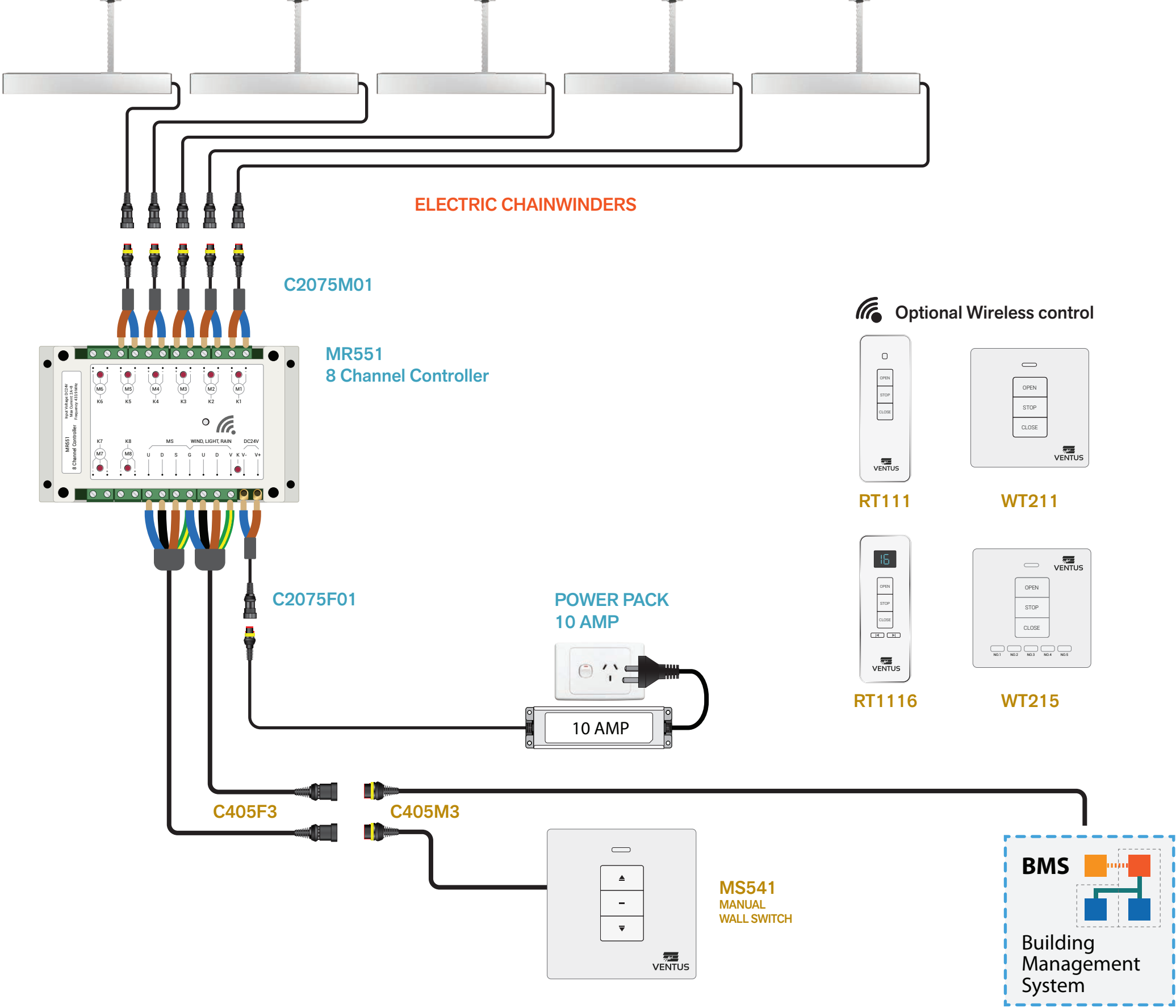
PART NUMBER	PRODUCT CODE	DESCRIPTION	
9048966	MR551	8-Channel Controller, 24V DC, 2.8Amp, 433.92MHz	Required x 1
9048985	C2075F01	Cable, 2-Core, Female plug, 100mm	Required x 1
9048986	C2075M01	Cable, 2-Core, Male plug, 100mm	Required x 5
9052175	POWER PACK 10AMP	Power Pack 240V AC to 24V DC, 10 Amp - ELG-240-24A-3Y	Required x 1
9048972	C2075M3	Cable, 2-Core, Male plug, 3m	Optional
9048973	C2075F3	Cable, 2-Core, Female plug, 3m	Optional
9048974	C2075FM3	Cable, 2-Core, Male / Female plugs, 3m	Optional
9052671	C2075M10	Cable, 2-Core, Male plug, 10m	Optional
9052758	C2075MF10	Cable, 2-Core, Male / Female plugs, 10m	Optional
9048976	C405F3	Cable, 4-Core, Female plug, 3m	Optional
9048975	C405M3	Cable, 4-Core, Male plug, 3m	Optional
9048977	C405FM3	Cable, 4-Core, Female / Male plugs, 3m	Optional
You must select at least one remote below or MS541			Required
9048967	RT111	Wireless remote control, 433.92MHz	SELECT
9103586	RT1116	16-Channel wireless remote, 433.92MHz	SELECT
9048968	WT211	Wireless wall mounted switch, 433.92MHz	SELECT
9104966	WT215	5-Channel wireless wall mounted switch, 433.92MHz	SELECT
To get MS541 to work you must order all 3 below			
9048969	MS541	Wired wall mounted switch	Optional
9048976	C405F3	Cable, 4-Core, Female plug, 3m	
9048975	C405M3	Cable, 4-Core, Male plug, 3m	
To get WLR to work you must order all 2 below			
9048970	WLR001	Wind Light Rain Sensor, 4-Core, Male plug, 6m cable	Optional
9048976	C405F3	Cable, 4-Core, Female plug, 3m	
To get UPS to work you must order all 2 below			
9050603	21UP2403	Battery Backup UPS, in AC100-240V, out 24V DC, 3A	Optional
9048972	C2075M3	Cable, 2-Core, Male plug, 3m	
Electric motor options			
9052637	SCE100s	Standard Chain Electric Winder 24V DC, 100mm, 250N	SELECT
9052809	SCE300s	Standard Chain Electric Winder 24V DC, 300mm, 250N	SELECT
9050600	TCE300	Twin Chain Electric Winder 24V DC, 300mm, 800N	SELECT
9050601	LCD300	Large Chain Electric Winder 24V DC, 300mm, 400N	SELECT
Black powder coat chainwinders available, see full components list (page 1) for Part Numbers			SELECT



# 5 X WINDOWS - AWNING CHAINWINDERS WITH BMS INTEGRATION

MINIMUM HARDWARE SELECTION + OPTIONS

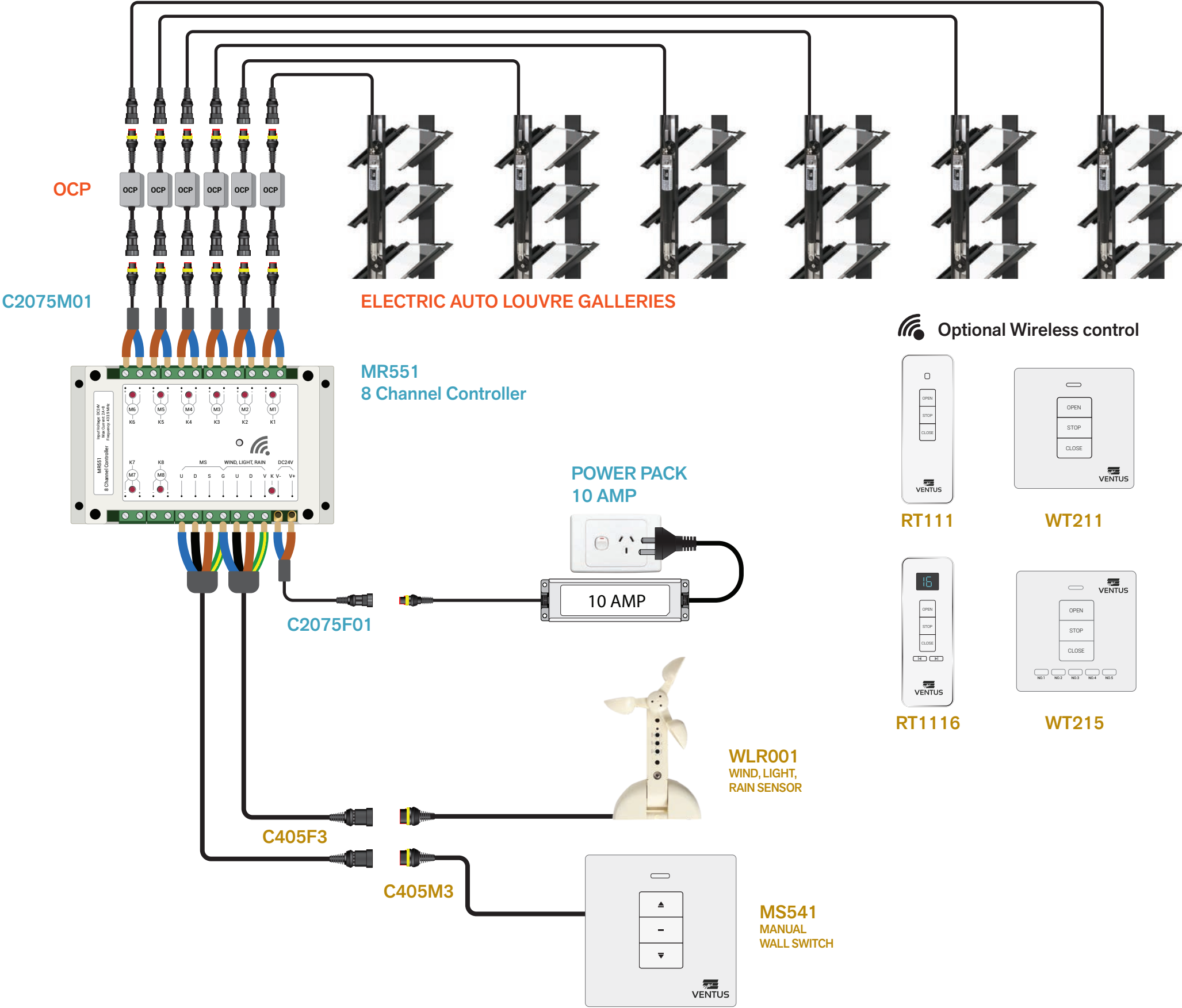
PART NUMBER	PRODUCT CODE	DESCRIPTION	
9048966	MR551	8-Channel Controller, 24V DC, 2.8Amp, 433.92MHz	Required x 1
9048985	C2075F01	Cable, 2-Core, Female plug, 100mm	Required x 1
9048986	C2075M01	Cable, 2-Core, Male plug, 100mm	Required x 5
9052175	POWER PACK 10AMP	Power Pack 240V AC to 24V DC, 10 Amp - ELG-240-24A-3Y	Required x 1
9048972	C2075M3	Cable, 2-Core, Male plug, 3m	Optional
9048973	C2075F3	Cable, 2-Core, Female plug, 3m	Optional
9048974	C2075FM3	Cable, 2-Core, Male / Female plugs, 3m	Optional
9052671	C2075M10	Cable, 2-Core, Male plug, 10m	Optional
9052758	C2075MF10	Cable, 2-Core, Male / Female plugs, 10m	Optional
9048976	C405F3	Cable, 4-Core, Female plug, 3m	Optional
9048975	C405M3	Cable, 4-Core, Male plug, 3m	Optional
9048977	C405FM3	Cable, 4-Core, Female / Male plugs, 3m	Optional
You must select at least one remote below or MS541			Required
9048967	RT111	Wireless remote control, 433.92MHz	SELECT
9103586	RT1116	16-Channel wireless remote, 433.92MHz	SELECT
9048968	WT211	Wireless wall mounted switch, 433.92MHz	SELECT
9104966	WT215	5-Channel wireless wall mounted switch, 433.92MHz	SELECT
To get MS541 to work you must order all 3 below			
9048969	MS541	Wired wall mounted switch	Optional
9048976	C405F3	Cable, 4-Core, Female plug, 3m	
9048975	C405M3	Cable, 4-Core, Male plug, 3m	
To get UPS to work you must order all 2 below			
9050603	21UP2403	Battery Backup UPS, in AC100-240V, out 24V DC, 3A	Optional
9048972	C2075M3	Cable, 2-Core, Male plug, 3m	
BMS Connection requires			
9048976	C405F3	Cable, 4-Core, Female plug, 3m	Optional
9048975	C405M3	Cable, 4-Core, Male plug, 3m	
Electric motor options			
9052637	SCE100s	Standard Chain Electric Winder 24V DC, 100mm, 250N	SELECT
9052809	SCE300s	Standard Chain Electric Winder 24V DC, 300mm, 250N	SELECT
9050600	TCE300	Twin Chain Electric Winder 24V DC, 300mm, 800N	SELECT
9050601	LCD300	Large Chain Electric Winder 24V DC, 300mm, 400N	SELECT
Black powder coat chainwinders available, see full components list (page 1) for Part Numbers			SELECT



# 6 X WINDOWS - LOUVRE GALLERIES INSTALLATION VIA GPO

## MINIMUM HARDWARE SELECTION + OPTIONS

PART NUMBER	PRODUCT CODE	DESCRIPTION	
9048966	MR551	8-Channel Controller, 24V DC, 2.8Amp, 433.92MHz	Required x 1
9048985	C2075F01	Cable, 2-Core, Female plug, 100mm	Required x 1
9048986	C2075M01	Cable, 2-Core, Male plug, 100mm	Required x 6
9052175	POWER PACK 10AMP	Power Pack 240V AC to 24V DC, 10 Amp - ELG-240-24A-3Y	Required x 1
9048972	C2075M3	Cable, 2-Core, Male plug, 3m	Optional
9048973	C2075F3	Cable, 2-Core, Female plug, 3m	Optional
9048974	C2075FM3	Cable, 2-Core, Male / Female plugs, 3m	Optional
9052671	C2075M10	Cable, 2-Core, Male plug, 10m	Optional
9052758	C2075MF10	Cable, 2-Core, Male / Female plugs, 10m	Optional
9048976	C405F3	Cable, 4-Core, Female plug, 3m	Optional
9048975	C405M3	Cable, 4-Core, Male plug, 3m	Optional
9048977	C405FM3	Cable, 4-Core, Female / Male plugs, 3m	Optional
You must select at least one remote below or MS541			Required
9048967	RT111	Wireless remote control, 433.92MHz	SELECT
9103586	RT1116	16-Channel wireless remote, 433.92MHz	SELECT
9048968	WT211	Wireless wall mounted switch, 433.92MHz	SELECT
9104966	WT215	5-Channel wireless wall mounted switch, 433.92MHz	SELECT
To get MS541 to work you must order all 3 below			
9048969	MS541	Wired wall mounted switch	Optional
9048976	C405F3	Cable, 4-Core, Female plug, 3m	
9048975	C405M3	Cable, 4-Core, Male plug, 3m	
To get WLR to work you must order all 2 below			
9048970	WLR001	Wind Light Rain Sensor, 4-Core, Male plug, 6m cable	Optional
9048976	C405F3	Cable, 4-Core, Female plug, 3m	
To get UPS to work you must order all 2 below			
9050603	21UP2403	Battery Backup UPS, in AC100-240V, out 24V DC, 3A	Optional
9048972	C2075M3	Cable, 2-Core, Male plug, 3m	
Electric motor options			
Auto Louvre	AUTO LOUVRE	Auto Louvre Gallery	SELECT
9048978	LOUVRE OCP	Over Current Protection (included standard with Louvres)	

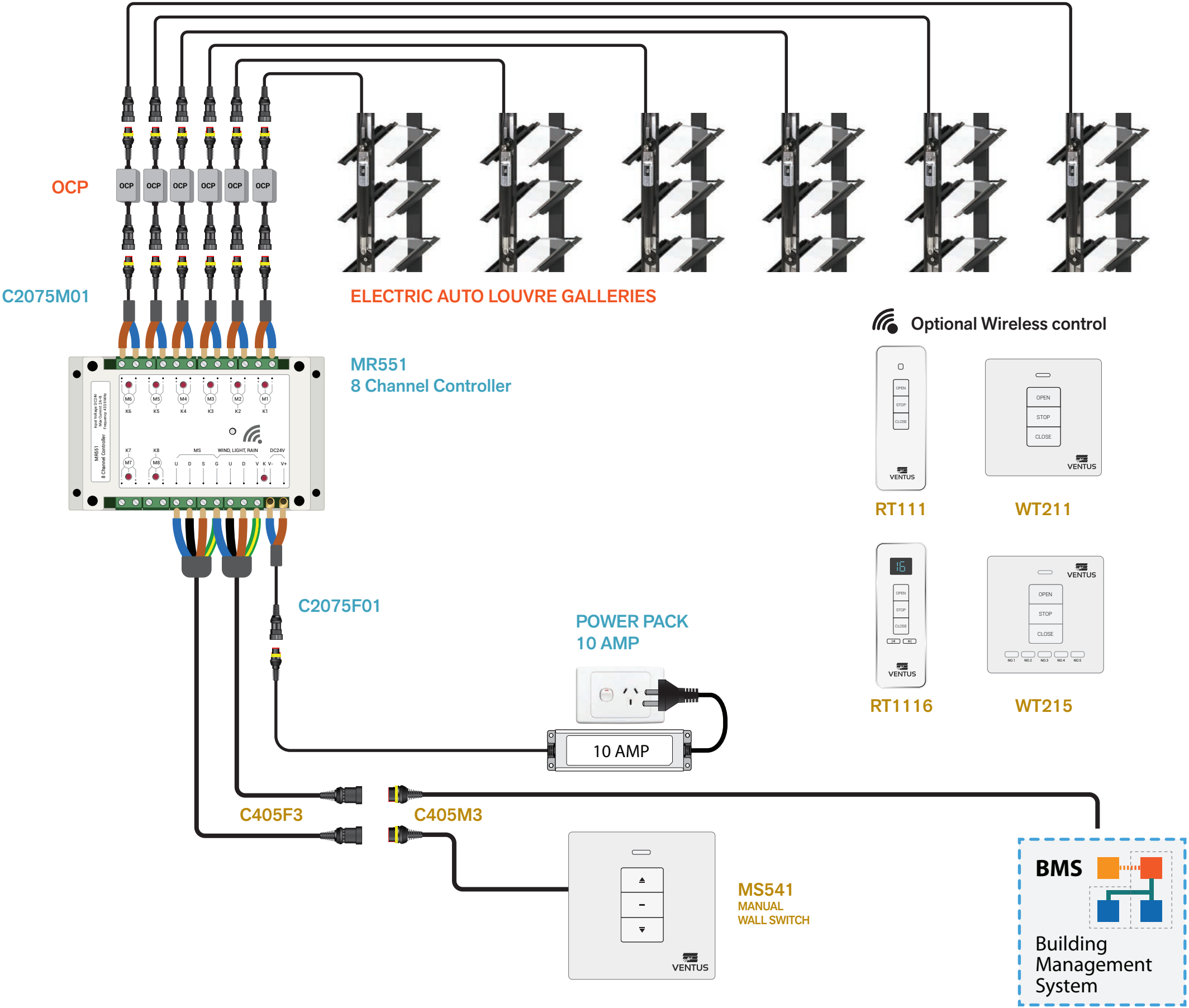




# 6 X WINDOWS - LOUVRE GALLERIES WITH BMS INTEGRATION

MINIMUM HARDWARE SELECTION + OPTIONS

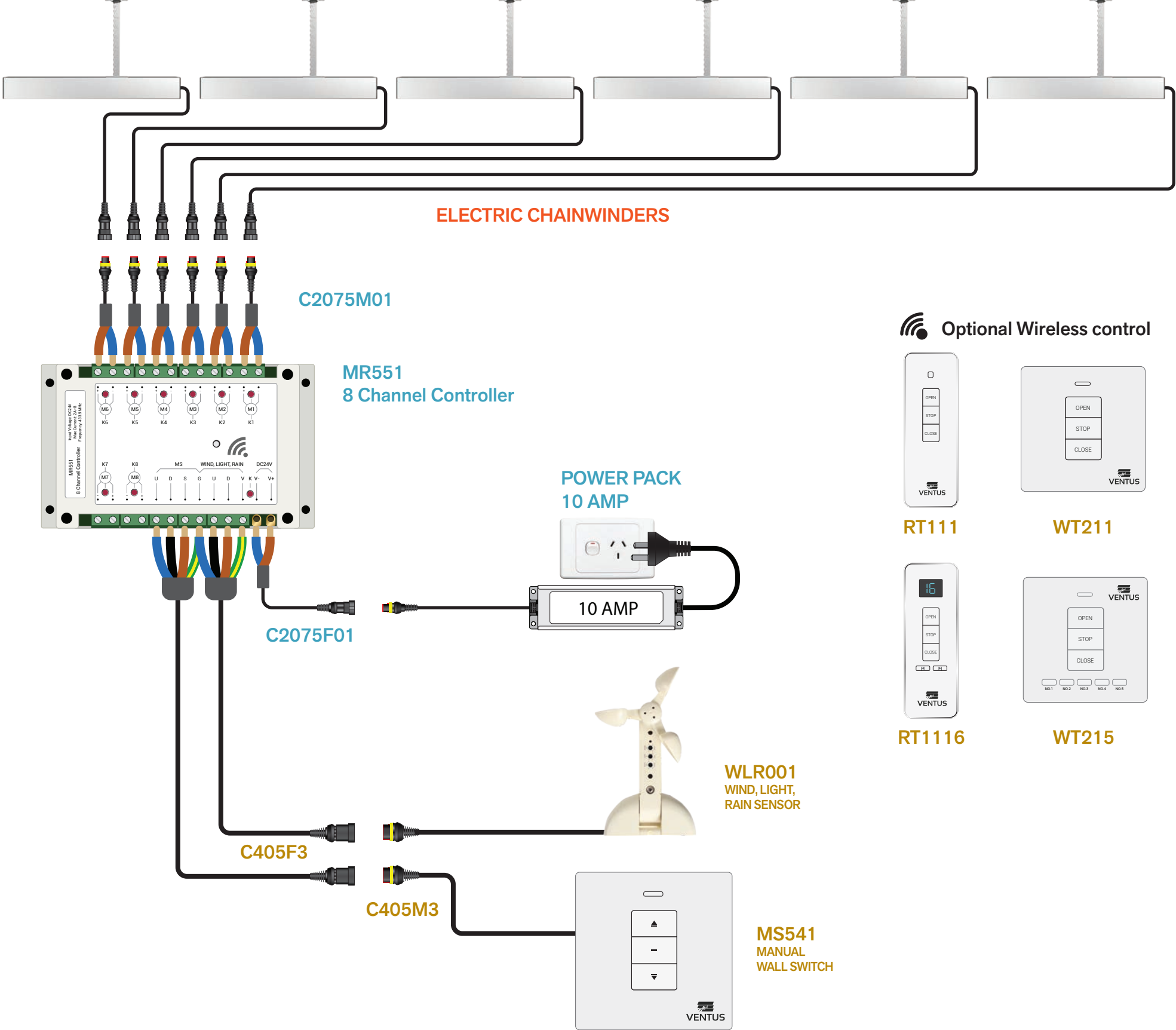
PART NUMBER	PRODUCT CODE	DESCRIPTION	
9048966	MR551	8-Channel Controller, 24V DC, 2.8Amp, 433.92MHz	Required x 1
9048985	C2075F01	Cable, 2-Core, Female plug, 100mm	Required x 1
9048986	C2075M01	Cable, 2-Core, Male plug, 100mm	Required x 6
9052175	POWER PACK 10AMP	Power Pack 240V AC to 24V DC, 10 Amp - ELG-240-24A-3Y	Required x 1
9048972	C2075M3	Cable, 2-Core, Male plug, 3m	Optional
9048973	C2075F3	Cable, 2-Core, Female plug, 3m	Optional
9048974	C2075FM3	Cable, 2-Core, Male / Female plugs, 3m	Optional
9052671	C2075M10	Cable, 2-Core, Male plug, 10m	Optional
9052758	C2075MF10	Cable, 2-Core, Male / Female plugs, 10m	Optional
9048976	C405F3	Cable, 4-Core, Female plug, 3m	Optional
9048975	C405M3	Cable, 4-Core, Male plug, 3m	Optional
9048977	C405FM3	Cable, 4-Core, Female / Male plugs, 3m	Optional
You must select at least one remote below or MS541			Required
9048967	RT111	Wireless remote control, 433.92MHz	SELECT
9103586	RT1116	16-Channel wireless remote, 433.92MHz	SELECT
9048968	WT211	Wireless wall mounted switch, 433.92MHz	SELECT
9104966	WT215	5-Channel wireless wall mounted switch, 433.92MHz	SELECT
To get MS541 to work you must order all 3 below			
9048969	MS541	Wired wall mounted switch	Optional
9048976	C405F3	Cable, 4-Core, Female plug, 3m	
9048975	C405M3	Cable, 4-Core, Male plug, 3m	
To get UPS to work you must order all 2 below			
9050603	21UP2403	Battery Backup UPS, in AC100-240V, out 24V DC, 3A	Optional
9048972	C2075M3	Cable, 2-Core, Male plug, 3m	
BMS Connection requires			
9048976	C405F3	Cable, 4-Core, Female plug, 3m	Optional
9048975	C405M3	Cable, 4-Core, Male plug, 3m	
Electric motor options			
Auto Louvre	AUTO LOUVRE	Auto Louvre Gallery	SELECT
9048978	LOUVRE OCP	Over Current Protection (included standard with Louvres)	



# 6 X WINDOWS - AWNING CHAINWINDERS INSTALLATION VIA GPO

## MINIMUM HARDWARE SELECTION + OPTIONS

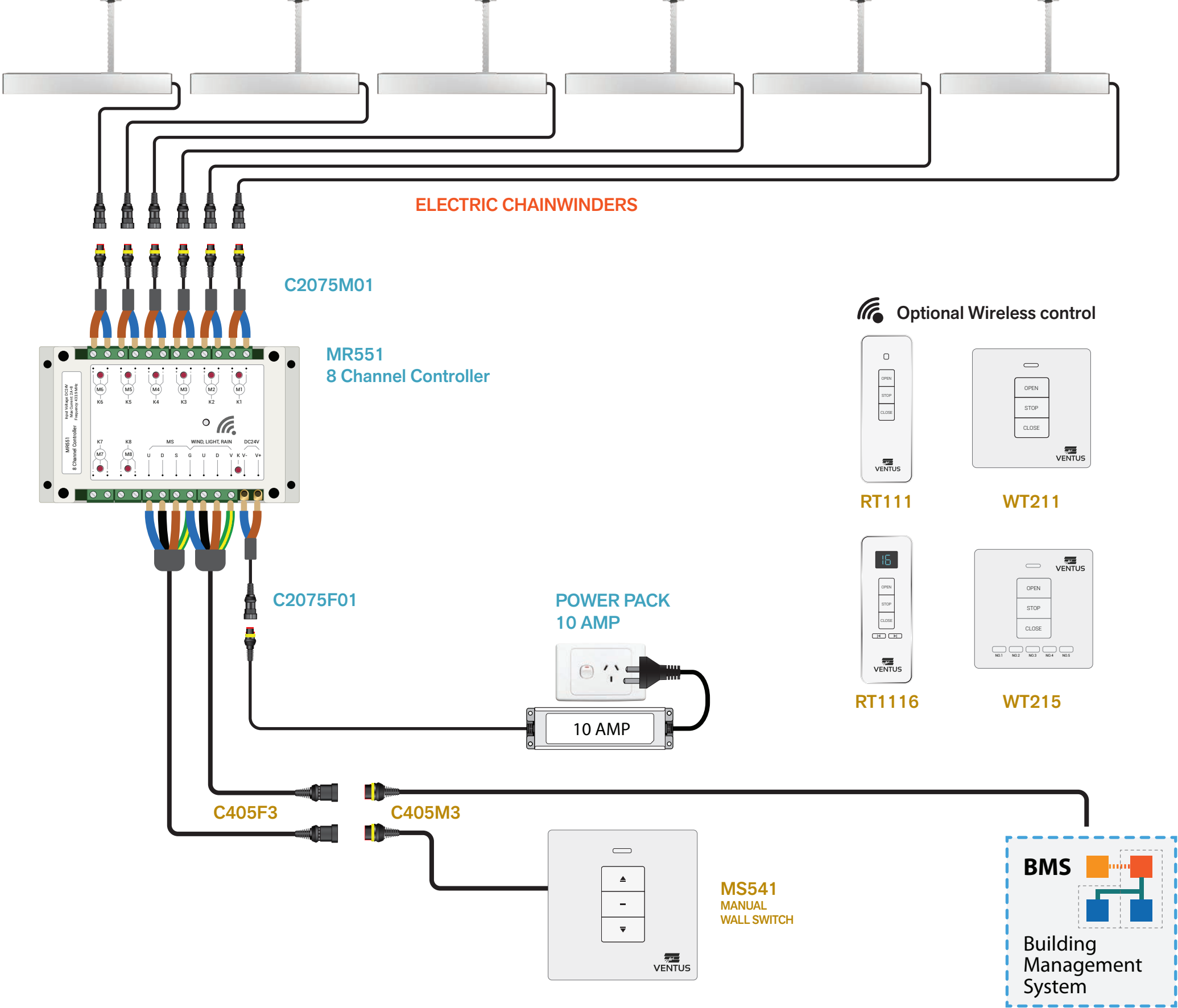
PART NUMBER	PRODUCT CODE	DESCRIPTION	
9048966	MR551	8-Channel Controller, 24V DC, 2.8Amp, 433.92MHz	Required x 1
9048985	C2075F01	Cable, 2-Core, Female plug, 100mm	Required x 1
9048986	C2075M01	Cable, 2-Core, Male plug, 100mm	Required x 6
9052175	POWER PACK 10AMP	Power Pack 240V AC to 24V DC, 10 Amp - ELG-240-24A-3Y	Required x 1
9048972	C2075M3	Cable, 2-Core, Male plug, 3m	Optional
9048973	C2075F3	Cable, 2-Core, Female plug, 3m	Optional
9048974	C2075FM3	Cable, 2-Core, Male / Female plugs, 3m	Optional
9052671	C2075M10	Cable, 2-Core, Male plug, 10m	Optional
9052758	C2075MF10	Cable, 2-Core, Male / Female plugs, 10m	Optional
9048976	C405F3	Cable, 4-Core, Female plug, 3m	Optional
9048975	C405M3	Cable, 4-Core, Male plug, 3m	Optional
9048977	C405FM3	Cable, 4-Core, Female / Male plugs, 3m	Optional
You must select at least one remote below or MS541			Required
9048967	RT111	Wireless remote control, 433.92MHz	SELECT
9103586	RT1116	16-Channel wireless remote, 433.92MHz	SELECT
9048968	WT211	Wireless wall mounted switch, 433.92MHz	SELECT
9104966	WT215	5-Channel wireless wall mounted switch, 433.92MHz	SELECT
To get MS541 to work you must order all 3 below			
9048969	MS541	Wired wall mounted switch	Optional
9048976	C405F3	Cable, 4-Core, Female plug, 3m	
9048975	C405M3	Cable, 4-Core, Male plug, 3m	
To get WLR to work you must order all 2 below			
9048970	WLR001	Wind Light Rain Sensor, 4-Core, Male plug, 6m cable	Optional
9048976	C405F3	Cable, 4-Core, Female plug, 3m	
To get UPS to work you must order all 2 below			
9050603	21UP2403	Battery Backup UPS, in AC100-240V, out 24V DC, 3A	Optional
9048972	C2075M3	Cable, 2-Core, Male plug, 3m	
Electric motor options			
9052637	SCE100s	Standard Chain Electric Winder 24V DC, 100mm, 250N	SELECT
9052809	SCE300s	Standard Chain Electric Winder 24V DC, 300mm, 250N	SELECT
9050600	TCE300	Twin Chain Electric Winder 24V DC, 300mm, 800N	SELECT
9050601	LCD300	Large Chain Electric Winder 24V DC, 300mm, 400N	SELECT
Black powder coat chainwinders available, see full components list (page 1) for Part Numbers			SELECT



# 6 X WINDOWS - AWNING CHAINWINDERS WITH BMS INTEGRATION

MINIMUM HARDWARE SELECTION + OPTIONS

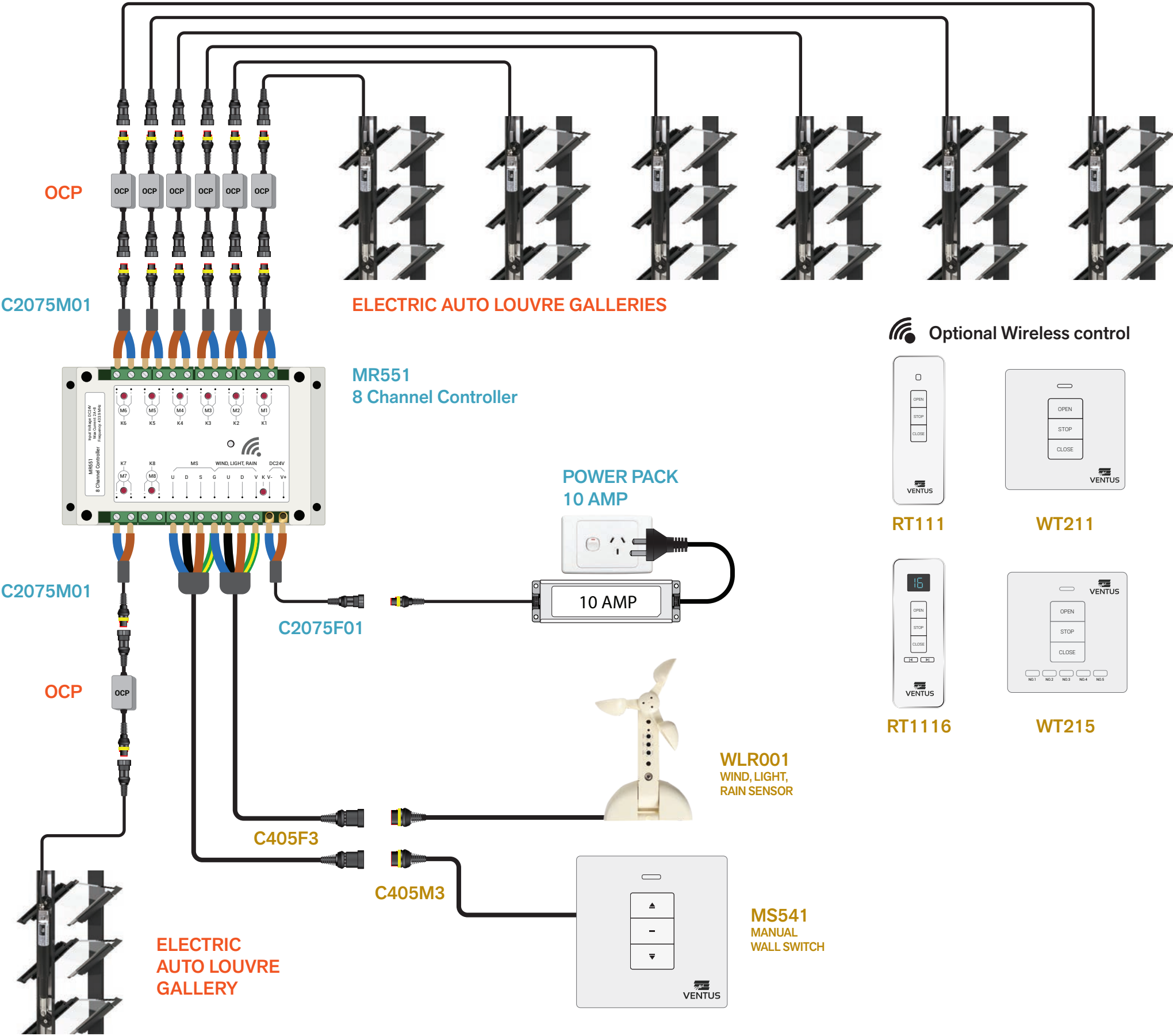
PART NUMBER	PRODUCT CODE	DESCRIPTION	
9048966	MR551	8-Channel Controller, 24V DC, 2.8Amp, 433.92MHz	Required x 1
9048985	C2075F01	Cable, 2-Core, Female plug, 100mm	Required x 1
9048986	C2075M01	Cable, 2-Core, Male plug, 100mm	Required x 6
9052175	POWER PACK 10AMP	Power Pack 240V AC to 24V DC, 10 Amp - ELG-240-24A-3Y	Required x 1
9048972	C2075M3	Cable, 2-Core, Male plug, 3m	Optional
9048973	C2075F3	Cable, 2-Core, Female plug, 3m	Optional
9048974	C2075FM3	Cable, 2-Core, Male / Female plugs, 3m	Optional
9052671	C2075M10	Cable, 2-Core, Male plug, 10m	Optional
9052758	C2075MF10	Cable, 2-Core, Male / Female plugs, 10m	Optional
9048976	C405F3	Cable, 4-Core, Female plug, 3m	Optional
9048975	C405M3	Cable, 4-Core, Male plug, 3m	Optional
9048977	C405FM3	Cable, 4-Core, Female / Male plugs, 3m	Optional
You must select at least one remote below or MS541			Required
9048967	RT111	Wireless remote control, 433.92MHz	SELECT
9103586	RT1116	16-Channel wireless remote, 433.92MHz	SELECT
9048968	WT211	Wireless wall mounted switch, 433.92MHz	SELECT
9104966	WT215	5-Channel wireless wall mounted switch, 433.92MHz	SELECT
To get MS541 to work you must order all 3 below			
9048969	MS541	Wired wall mounted switch	Optional
9048976	C405F3	Cable, 4-Core, Female plug, 3m	
9048975	C405M3	Cable, 4-Core, Male plug, 3m	
To get UPS to work you must order all 2 below			
9050603	21UP2403	Battery Backup UPS, in AC100-240V, out 24V DC, 3A	Optional
9048972	C2075M3	Cable, 2-Core, Male plug, 3m	
BMS Connection requires			
9048976	C405F3	Cable, 4-Core, Female plug, 3m	Optional
9048975	C405M3	Cable, 4-Core, Male plug, 3m	
Electric motor options			
9052637	SCE100s	Standard Chain Electric Winder 24V DC, 100mm, 250N	SELECT
9052809	SCE300s	Standard Chain Electric Winder 24V DC, 300mm, 250N	SELECT
9050600	TCE300	Twin Chain Electric Winder 24V DC, 300mm, 800N	SELECT
9050601	LCD300	Large Chain Electric Winder 24V DC, 300mm, 400N	SELECT
Black powder coat chainwinders available, see full components list (page 1) for Part Numbers			SELECT



# 7 X WINDOWS - LOUVRE GALLERIES INSTALLATION VIA GPO

## MINIMUM HARDWARE SELECTION + OPTIONS

PART NUMBER	PRODUCT CODE	DESCRIPTION	
9048966	MR551	8-Channel Controller, 24V DC, 2.8Amp, 433.92MHz	Required x 1
9048985	C2075F01	Cable, 2-Core, Female plug, 100mm	Required x 1
9048986	C2075M01	Cable, 2-Core, Male plug, 100mm	Required x 7
9052175	POWER PACK 10AMP	Power Pack 240V AC to 24V DC, 10 Amp - ELG-240-24A-3Y	Required x 1
9048972	C2075M3	Cable, 2-Core, Male plug, 3m	Optional
9048973	C2075F3	Cable, 2-Core, Female plug, 3m	Optional
9048974	C2075FM3	Cable, 2-Core, Male / Female plugs, 3m	Optional
9052671	C2075M10	Cable, 2-Core, Male plug, 10m	Optional
9052758	C2075MF10	Cable, 2-Core, Male / Female plugs, 10m	Optional
9048976	C405F3	Cable, 4-Core, Female plug, 3m	Optional
9048975	C405M3	Cable, 4-Core, Male plug, 3m	Optional
9048977	C405FM3	Cable, 4-Core, Female / Male plugs, 3m	Optional
You must select at least one remote below or MS541			Required
9048967	RT111	Wireless remote control, 433.92MHz	SELECT
9103586	RT1116	16-Channel wireless remote, 433.92MHz	SELECT
9048968	WT211	Wireless wall mounted switch, 433.92MHz	SELECT
9104966	WT215	5-Channel wireless wall mounted switch, 433.92MHz	SELECT
To get MS541 to work you must order all 3 below			
9048969	MS541	Wired wall mounted switch	Optional
9048976	C405F3	Cable, 4-Core, Female plug, 3m	
9048975	C405M3	Cable, 4-Core, Male plug, 3m	
To get WLR to work you must order all 2 below			
9048970	WLR001	Wind Light Rain Sensor, 4-Core, Male plug, 6m cable	Optional
9048976	C405F3	Cable, 4-Core, Female plug, 3m	
To get UPS to work you must order all 2 below			
9050603	21UP2403	Battery Backup UPS, in AC100-240V, out 24V DC, 3A	Optional
9048972	C2075M3	Cable, 2-Core, Male plug, 3m	
Electric motor options			
Auto Louvre	AUTO LOUVRE	Auto Louvre Gallery	SELECT
9048978	LOUVRE OCP	Over Current Protection (included standard with Louvres)	

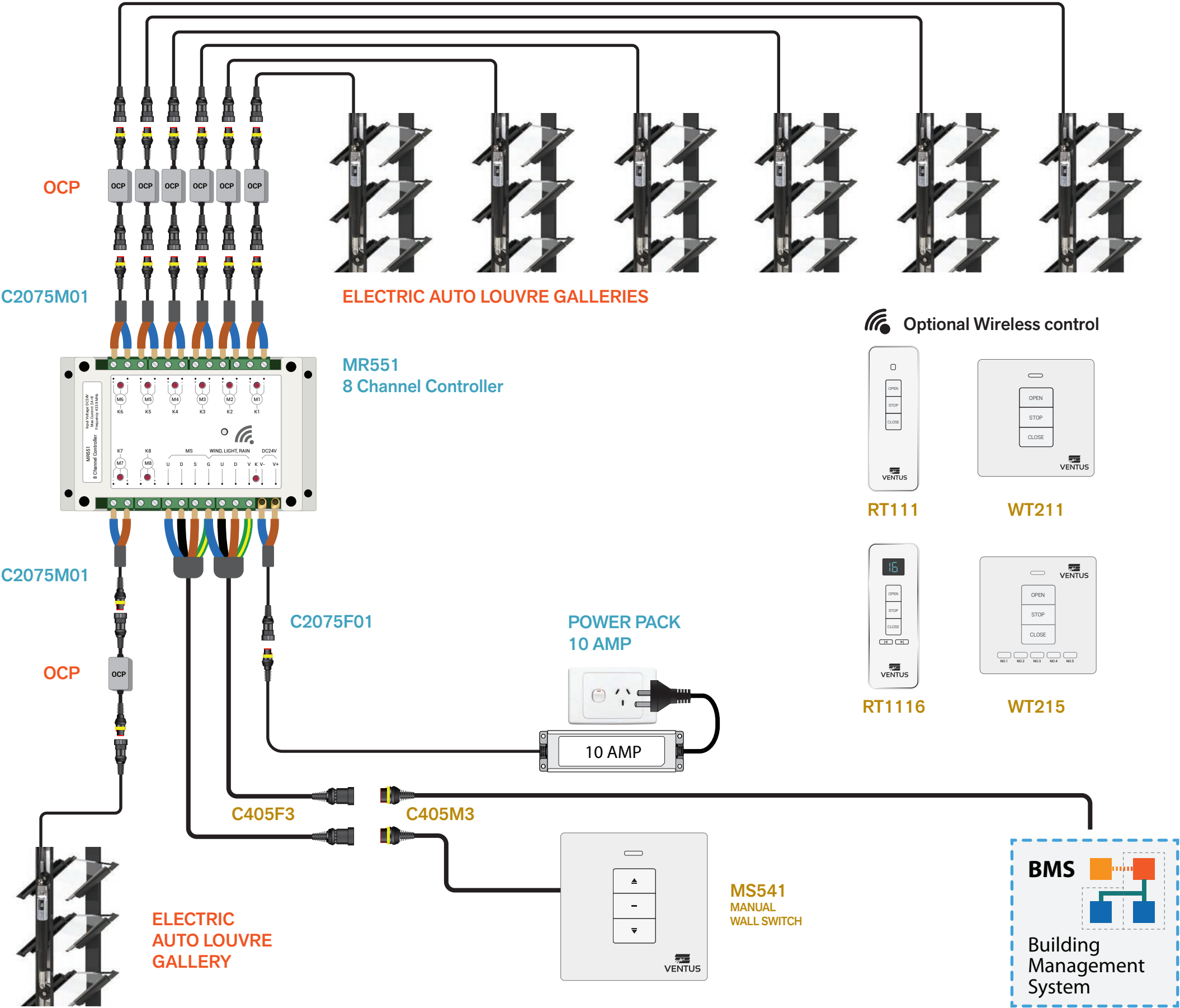




# 7 X WINDOWS - LOUVRE GALLERIES WITH BMS INTEGRATION

MINIMUM HARDWARE SELECTION + OPTIONS

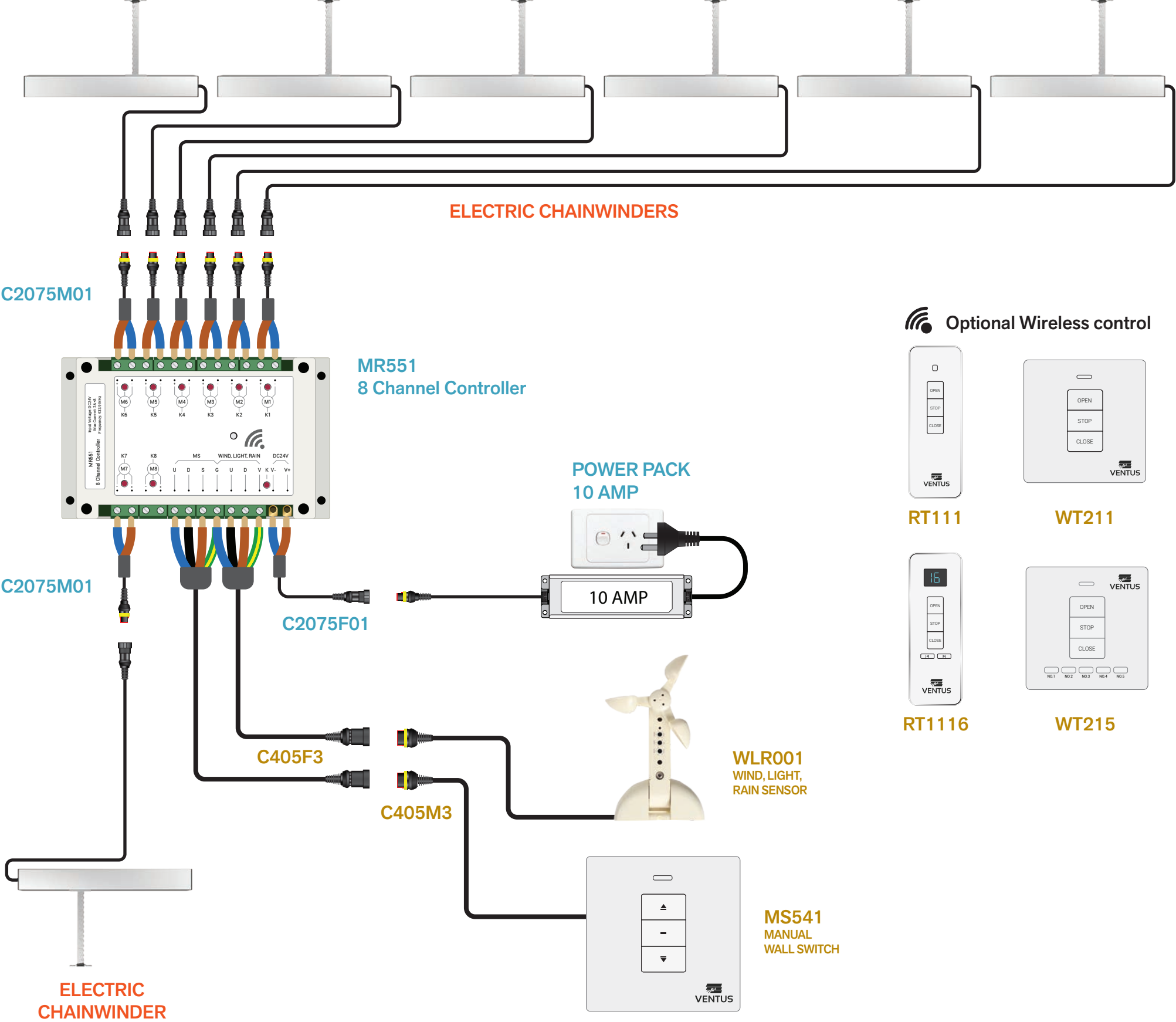
PART NUMBER	PRODUCT CODE	DESCRIPTION	
9048966	MR551	8-Channel Controller, 24V DC, 2.8Amp, 433.92MHz	Required x 1
9048985	C2075F01	Cable, 2-Core, Female plug, 100mm	Required x 1
9048986	C2075M01	Cable, 2-Core, Male plug, 100mm	Required x 7
9052175	POWER PACK 10AMP	Power Pack 240V AC to 24V DC, 10 Amp - ELG-240-24A-3Y	Required x 1
9048972	C2075M3	Cable, 2-Core, Male plug, 3m	Optional
9048973	C2075F3	Cable, 2-Core, Female plug, 3m	Optional
9048974	C2075FM3	Cable, 2-Core, Male / Female plugs, 3m	Optional
9052671	C2075M10	Cable, 2-Core, Male plug, 10m	Optional
9052758	C2075MF10	Cable, 2-Core, Male / Female plugs, 10m	Optional
9048976	C405F3	Cable, 4-Core, Female plug, 3m	Optional
9048975	C405M3	Cable, 4-Core, Male plug, 3m	Optional
9048977	C405FM3	Cable, 4-Core, Female / Male plugs, 3m	Optional
You must select at least one remote below or MS541			Required
9048967	RT111	Wireless remote control, 433.92MHz	SELECT
9103586	RT1116	16-Channel wireless remote, 433.92MHz	SELECT
9048968	WT211	Wireless wall mounted switch, 433.92MHz	SELECT
9104966	WT215	5-Channel wireless wall mounted switch, 433.92MHz	SELECT
To get MS541 to work you must order all 3 below			
9048969	MS541	Wired wall mounted switch	Optional
9048976	C405F3	Cable, 4-Core, Female plug, 3m	
9048975	C405M3	Cable, 4-Core, Male plug, 3m	
To get UPS to work you must order all 2 below			
9050603	21UP2403	Battery Backup UPS, in AC100-240V, out 24V DC, 3A	Optional
9048972	C2075M3	Cable, 2-Core, Male plug, 3m	
BMS Connection requires			
9048976	C405F3	Cable, 4-Core, Female plug, 3m	Optional
9048975	C405M3	Cable, 4-Core, Male plug, 3m	
Electric motor options			
Auto Louvre	AUTO LOUVRE	Auto Louvre Gallery	SELECT
9048978	LOUVRE OCP	Over Current Protection (included standard with Louvres)	



# 7 X WINDOWS - AWNING CHAINWINDERS INSTALLATION VIA GPO

## MINIMUM HARDWARE SELECTION + OPTIONS

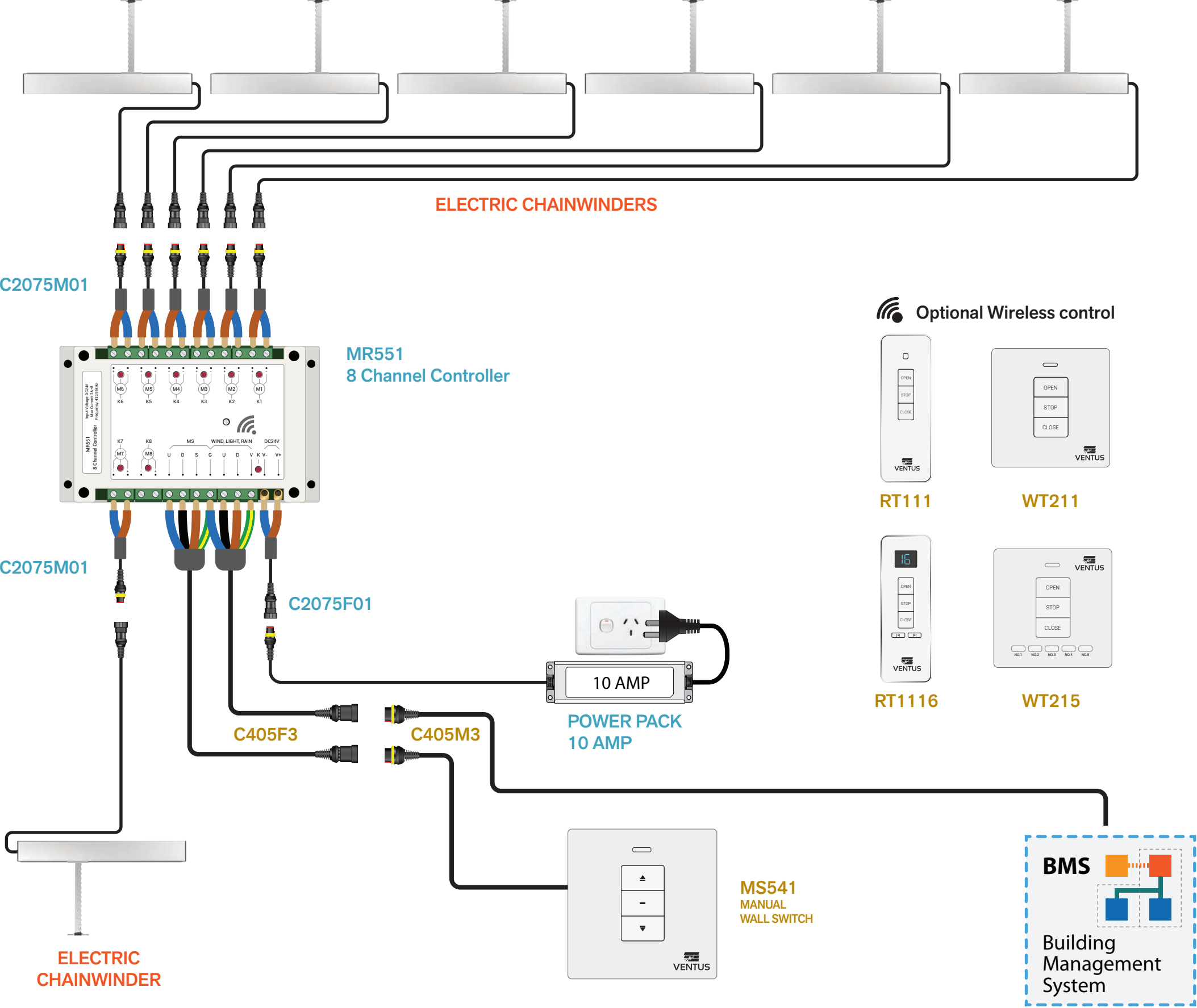
PART NUMBER	PRODUCT CODE	DESCRIPTION	
9048966	MR551	8-Channel Controller, 24V DC, 2.8Amp, 433.92MHz	Required x 1
9048985	C2075F01	Cable, 2-Core, Female plug, 100mm	Required x 1
9048986	C2075M01	Cable, 2-Core, Male plug, 100mm	Required x 7
9052175	POWER PACK 10AMP	Power Pack 240V AC to 24V DC, 10 Amp - ELG-240-24A-3Y	Required x 1
9048972	C2075M3	Cable, 2-Core, Male plug, 3m	Optional
9048973	C2075F3	Cable, 2-Core, Female plug, 3m	Optional
9048974	C2075FM3	Cable, 2-Core, Male / Female plugs, 3m	Optional
9052671	C2075M10	Cable, 2-Core, Male plug, 10m	Optional
9052758	C2075MF10	Cable, 2-Core, Male / Female plugs, 10m	Optional
9048976	C405F3	Cable, 4-Core, Female plug, 3m	Optional
9048975	C405M3	Cable, 4-Core, Male plug, 3m	Optional
9048977	C405FM3	Cable, 4-Core, Female / Male plugs, 3m	Optional
You must select at least one remote below or MS541			Required
9048967	RT111	Wireless remote control, 433.92MHz	SELECT
9103586	RT1116	16-Channel wireless remote, 433.92MHz	SELECT
9048968	WT211	Wireless wall mounted switch, 433.92MHz	SELECT
9104966	WT215	5-Channel wireless wall mounted switch, 433.92MHz	SELECT
To get MS541 to work you must order all 3 below			
9048969	MS541	Wired wall mounted switch	Optional
9048976	C405F3	Cable, 4-Core, Female plug, 3m	
9048975	C405M3	Cable, 4-Core, Male plug, 3m	
To get WLR to work you must order all 2 below			
9048970	WLR001	Wind Light Rain Sensor, 4-Core, Male plug, 6m cable	Optional
9048976	C405F3	Cable, 4-Core, Female plug, 3m	
To get UPS to work you must order all 2 below			
9050603	21UP2403	Battery Backup UPS, in AC100-240V, out 24V DC, 3A	Optional
9048972	C2075M3	Cable, 2-Core, Male plug, 3m	
Electric motor options			
9052637	SCE100s	Standard Chain Electric Winder 24V DC, 100mm, 250N	SELECT
9052809	SCE300s	Standard Chain Electric Winder 24V DC, 300mm, 250N	SELECT
9050600	TCE300	Twin Chain Electric Winder 24V DC, 300mm, 800N	SELECT
9050601	LCD300	Large Chain Electric Winder 24V DC, 300mm, 400N	SELECT
Black powder coat chainwinders available, see full components list (page 1) for Part Numbers			SELECT



# 7 X WINDOWS - AWNING CHAINWINDERS WITH BMS INTEGRATION

MINIMUM HARDWARE SELECTION + OPTIONS

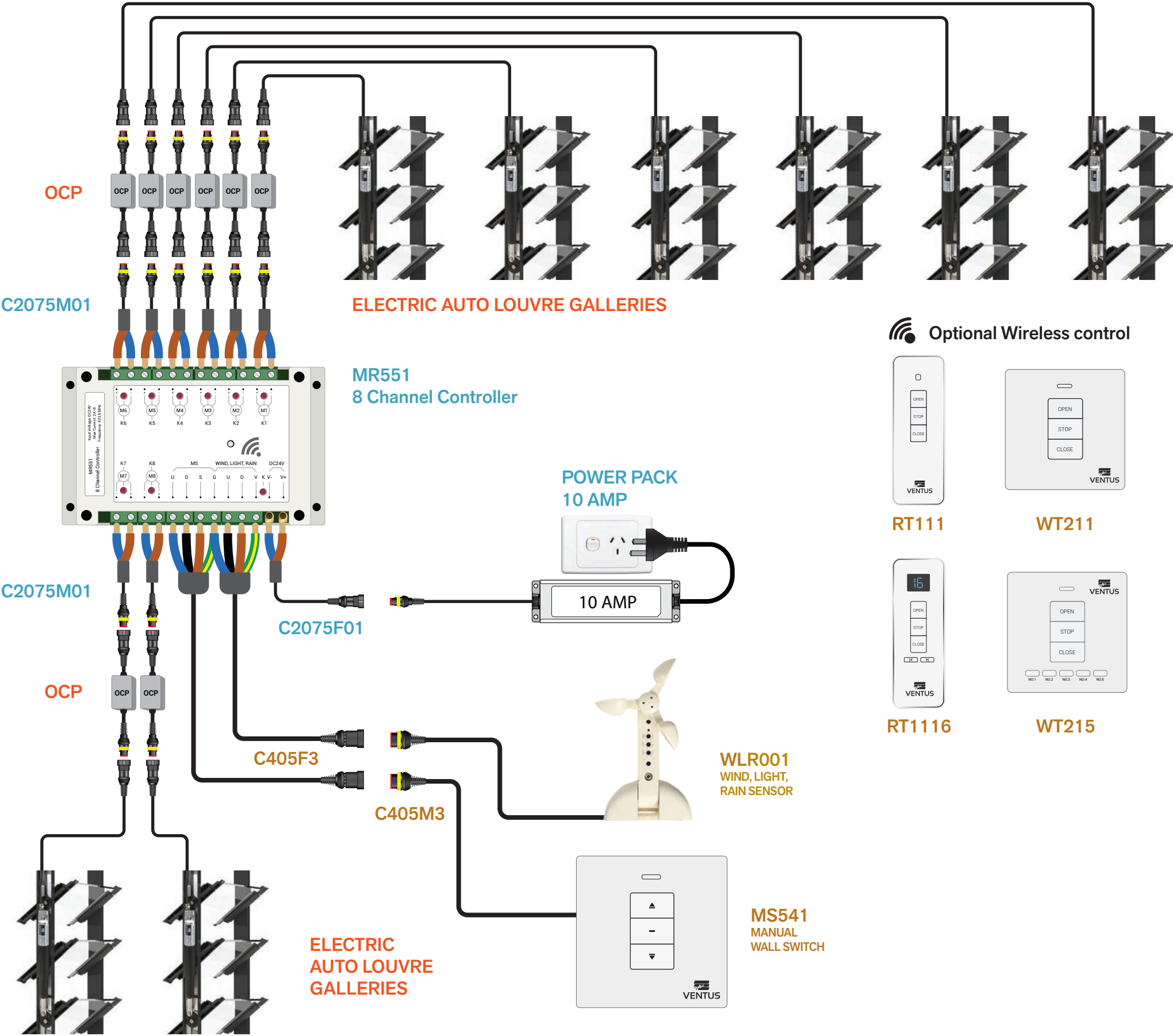
PART NUMBER	PRODUCT CODE	DESCRIPTION	
9048966	MR551	8-Channel Controller, 24V DC, 2.8Amp, 433.92MHz	Required x 1
9048985	C2075F01	Cable, 2-Core, Female plug, 100mm	Required x 1
9048986	C2075M01	Cable, 2-Core, Male plug, 100mm	Required x 7
9052175	POWER PACK 10AMP	Power Pack 240V AC to 24V DC, 10 Amp - ELG-240-24A-3Y	Required x 1
9048972	C2075M3	Cable, 2-Core, Male plug, 3m	Optional
9048973	C2075F3	Cable, 2-Core, Female plug, 3m	Optional
9048974	C2075FM3	Cable, 2-Core, Male / Female plugs, 3m	Optional
9052671	C2075M10	Cable, 2-Core, Male plug, 10m	Optional
9052758	C2075MF10	Cable, 2-Core, Male / Female plugs, 10m	Optional
9048976	C405F3	Cable, 4-Core, Female plug, 3m	Optional
9048975	C405M3	Cable, 4-Core, Male plug, 3m	Optional
9048977	C405FM3	Cable, 4-Core, Female / Male plugs, 3m	Optional
You must select at least one remote below or MS541			Required
9048967	RT111	Wireless remote control, 433.92MHz	SELECT
9103586	RT1116	16-Channel wireless remote, 433.92MHz	SELECT
9048968	WT211	Wireless wall mounted switch, 433.92MHz	SELECT
9104966	WT215	5-Channel wireless wall mounted switch, 433.92MHz	SELECT
To get MS541 to work you must order all 3 below			
9048969	MS541	Wired wall mounted switch	Optional
9048976	C405F3	Cable, 4-Core, Female plug, 3m	
9048975	C405M3	Cable, 4-Core, Male plug, 3m	
To get UPS to work you must order all 2 below			
9050603	21UP2403	Battery Backup UPS, in AC100-240V, out 24V DC, 3A	Optional
9048972	C2075M3	Cable, 2-Core, Male plug, 3m	
BMS Connection requires			
9048976	C405F3	Cable, 4-Core, Female plug, 3m	Optional
9048975	C405M3	Cable, 4-Core, Male plug, 3m	
Electric motor options			
9052637	SCE100s	Standard Chain Electric Winder 24V DC, 100mm, 250N	SELECT
9052809	SCE300s	Standard Chain Electric Winder 24V DC, 300mm, 250N	SELECT
9050600	TCE300	Twin Chain Electric Winder 24V DC, 300mm, 800N	SELECT
9050601	LCD300	Large Chain Electric Winder 24V DC, 300mm, 400N	SELECT
Black powder coat chainwinders available, see full components list (page 1) for Part Numbers			SELECT



# 8 X WINDOWS - LOUVRE GALLERIES INSTALLATION VIA GPO

## MINIMUM HARDWARE SELECTION + OPTIONS

PART NUMBER	PRODUCT CODE	DESCRIPTION	
9048966	MR551	8-Channel Controller, 24V DC, 2.8Amp, 433.92MHz	Required x 1
9048985	C2075F01	Cable, 2-Core, Female plug, 100mm	Required x 1
9048986	C2075M01	Cable, 2-Core, Male plug, 100mm	Required x 8
9052175	POWER PACK 10AMP	Power Pack 240V AC to 24V DC, 10 Amp - ELG-240-24A-3Y	Required x 1
9048972	C2075M3	Cable, 2-Core, Male plug, 3m	Optional
9048973	C2075F3	Cable, 2-Core, Female plug, 3m	Optional
9048974	C2075FM3	Cable, 2-Core, Male / Female plugs, 3m	Optional
9052671	C2075M10	Cable, 2-Core, Male plug, 10m	Optional
9052758	C2075MF10	Cable, 2-Core, Male / Female plugs, 10m	Optional
9048976	C405F3	Cable, 4-Core, Female plug, 3m	Optional
9048975	C405M3	Cable, 4-Core, Male plug, 3m	Optional
9048977	C405FM3	Cable, 4-Core, Female / Male plugs, 3m	Optional
You must select at least one remote below or MS541			Required
9048967	RT111	Wireless remote control, 433.92MHz	SELECT
9103586	RT1116	16-Channel wireless remote, 433.92MHz	SELECT
9048968	WT211	Wireless wall mounted switch, 433.92MHz	SELECT
9104966	WT215	5-Channel wireless wall mounted switch, 433.92MHz	SELECT
To get MS541 to work you must order all 3 below			
9048969	MS541	Wired wall mounted switch	Optional
9048976	C405F3	Cable, 4-Core, Female plug, 3m	
9048975	C405M3	Cable, 4-Core, Male plug, 3m	
To get WLR to work you must order all 2 below			
9048970	WLR001	Wind Light Rain Sensor, 4-Core, Male plug, 6m cable	Optional
9048976	C405F3	Cable, 4-Core, Female plug, 3m	
To get UPS to work you must order all 2 below			
9050603	21UP2403	Battery Backup UPS, in AC100-240V, out 24V DC, 3A	Optional
9048972	C2075M3	Cable, 2-Core, Male plug, 3m	
Electric motor options			
Auto Louvre	AUTOLOUVRE	Auto Louvre Gallery	SELECT
9048978	LOUVRE OCP	Over Current Protection (included standard with Louvres)	

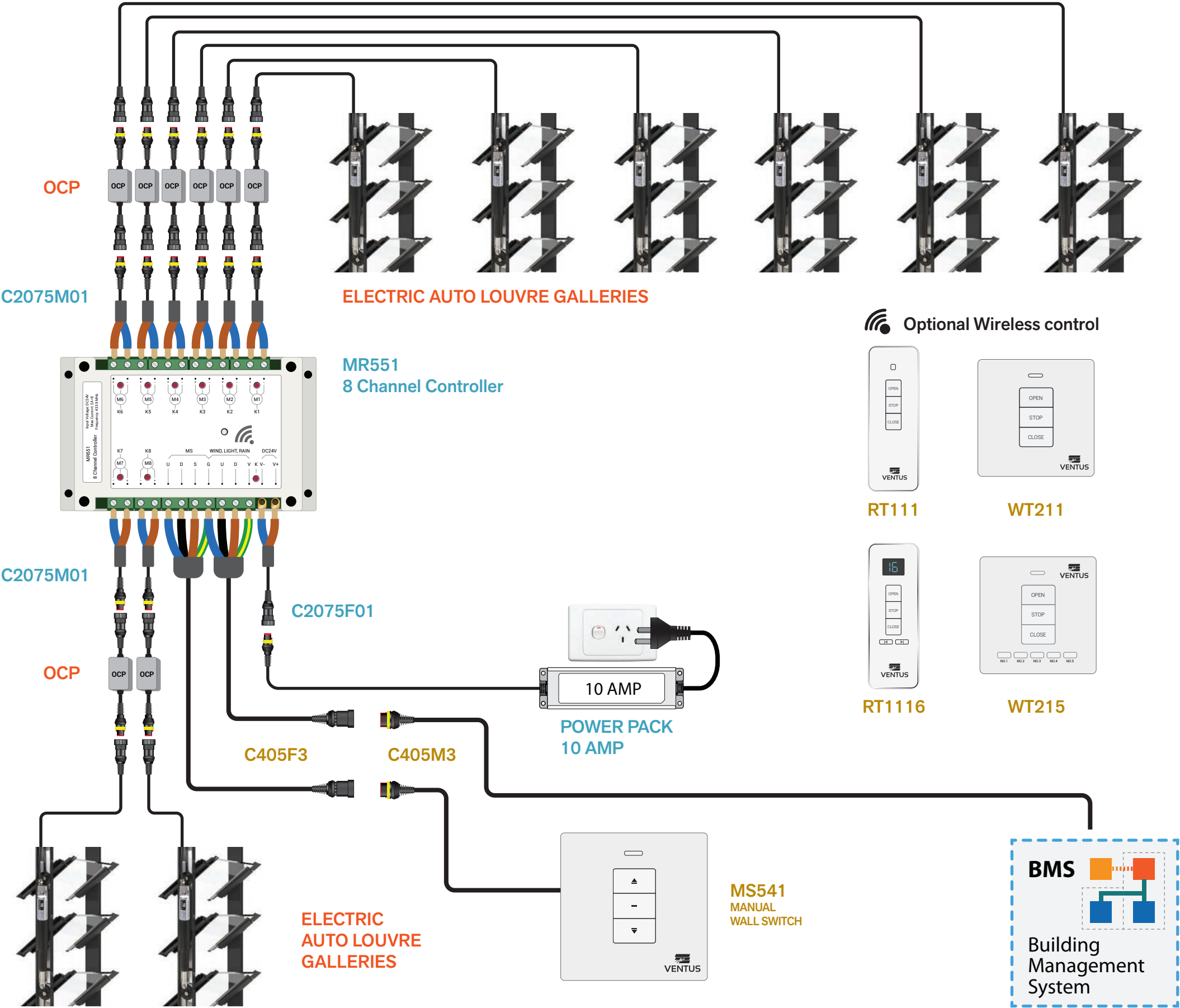




# 8 X WINDOWS - LOUVRE GALLERIES WITH BMS INTEGRATION

MINIMUM HARDWARE SELECTION + OPTIONS

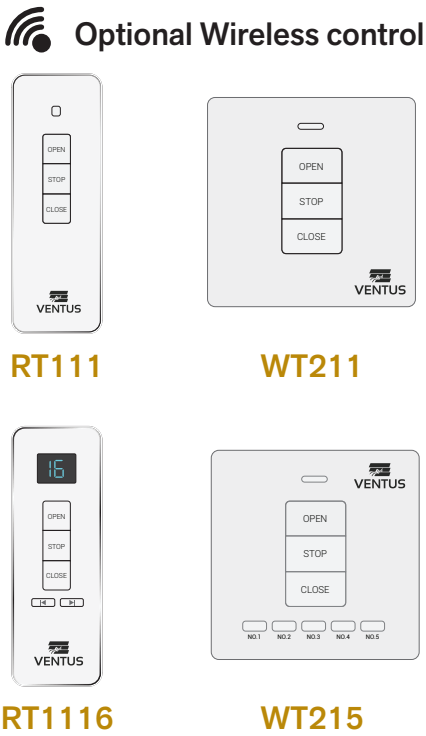
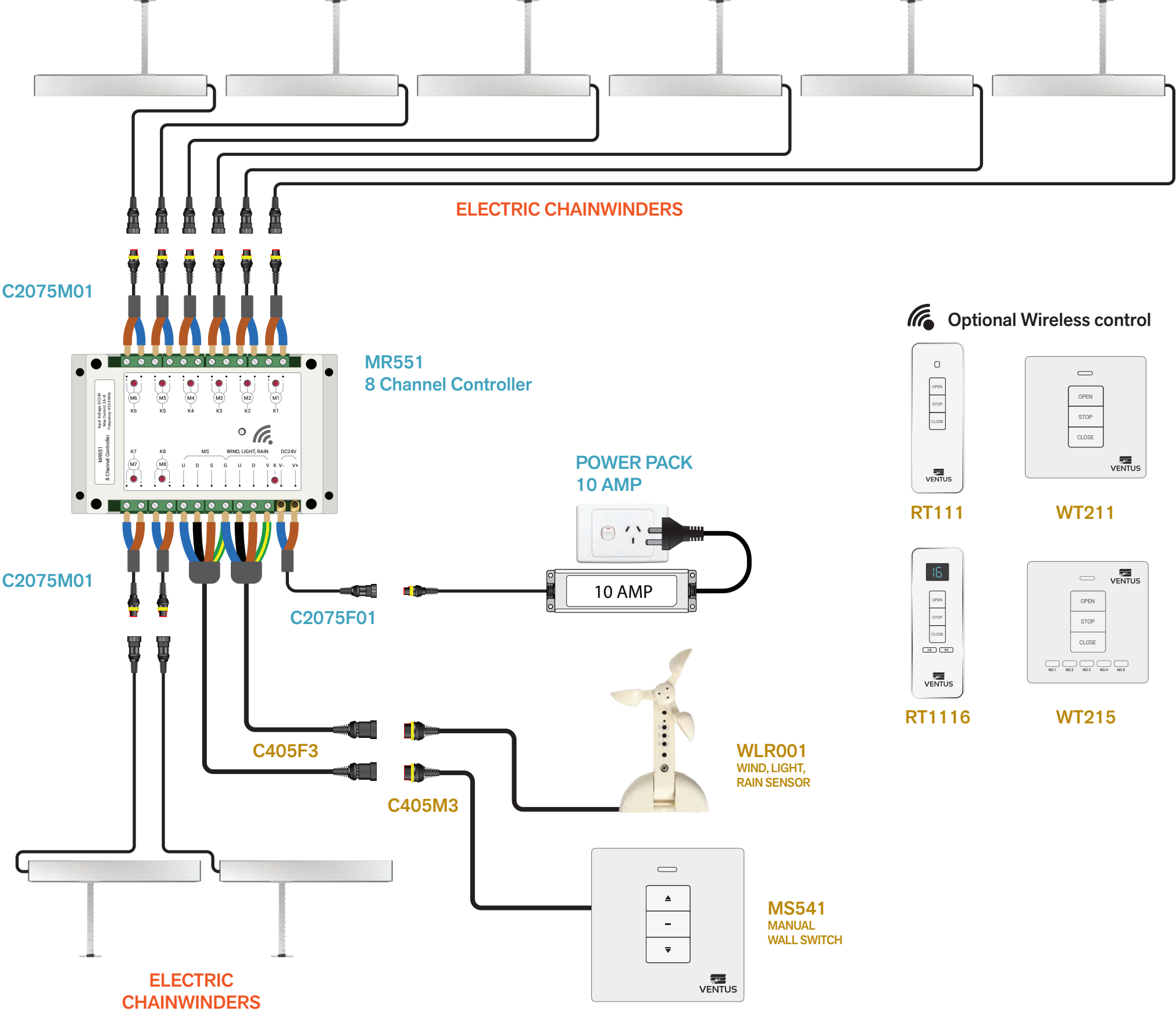
PART NUMBER	PRODUCT CODE	DESCRIPTION	
9048966	MR551	8-Channel Controller, 24V DC, 2.8Amp, 433.92MHz	Required x 1
9048985	C2075F01	Cable, 2-Core, Female plug, 100mm	Required x 1
9048986	C2075M01	Cable, 2-Core, Male plug, 100mm	Required x 8
9052175	POWER PACK 10AMP	Power Pack 240V AC to 24V DC, 10 Amp - ELG-240-24A-3Y	Required x 1
9048972	C2075M3	Cable, 2-Core, Male plug, 3m	Optional
9048973	C2075F3	Cable, 2-Core, Female plug, 3m	Optional
9048974	C2075FM3	Cable, 2-Core, Male / Female plugs, 3m	Optional
9052671	C2075M10	Cable, 2-Core, Male plug, 10m	Optional
9052758	C2075MF10	Cable, 2-Core, Male / Female plugs, 10m	Optional
9048976	C405F3	Cable, 4-Core, Female plug, 3m	Optional
9048975	C405M3	Cable, 4-Core, Male plug, 3m	Optional
9048977	C405FM3	Cable, 4-Core, Female / Male plugs, 3m	Optional
You must select at least one remote below or MS541			Required
9048967	RT111	Wireless remote control, 433.92MHz	SELECT
9103586	RT1116	16-Channel wireless remote, 433.92MHz	SELECT
9048968	WT211	Wireless wall mounted switch, 433.92MHz	SELECT
9104966	WT215	5-Channel wireless wall mounted switch, 433.92MHz	SELECT
To get MS541 to work you must order all 3 below			
9048969	MS541	Wired wall mounted switch	Optional
9048976	C405F3	Cable, 4-Core, Female plug, 3m	
9048975	C405M3	Cable, 4-Core, Male plug, 3m	
To get UPS to work you must order all 2 below			
9050603	21UP2403	Battery Backup UPS, in AC100-240V, out 24V DC, 3A	Optional
9048972	C2075M3	Cable, 2-Core, Male plug, 3m	
BMS Connection requires			
9048976	C405F3	Cable, 4-Core, Female plug, 3m	Optional
9048975	C405M3	Cable, 4-Core, Male plug, 3m	
Electric motor options			
Auto Louvre	AUTO LOUVRE	Auto Louvre Gallery	SELECT
9048978	LOUVRE OCP	Over Current Protection (included standard with Louvres)	



# 8 X WINDOWS - AWNING CHAINWINDERS INSTALLATION VIA GPO

## MINIMUM HARDWARE SELECTION + OPTIONS

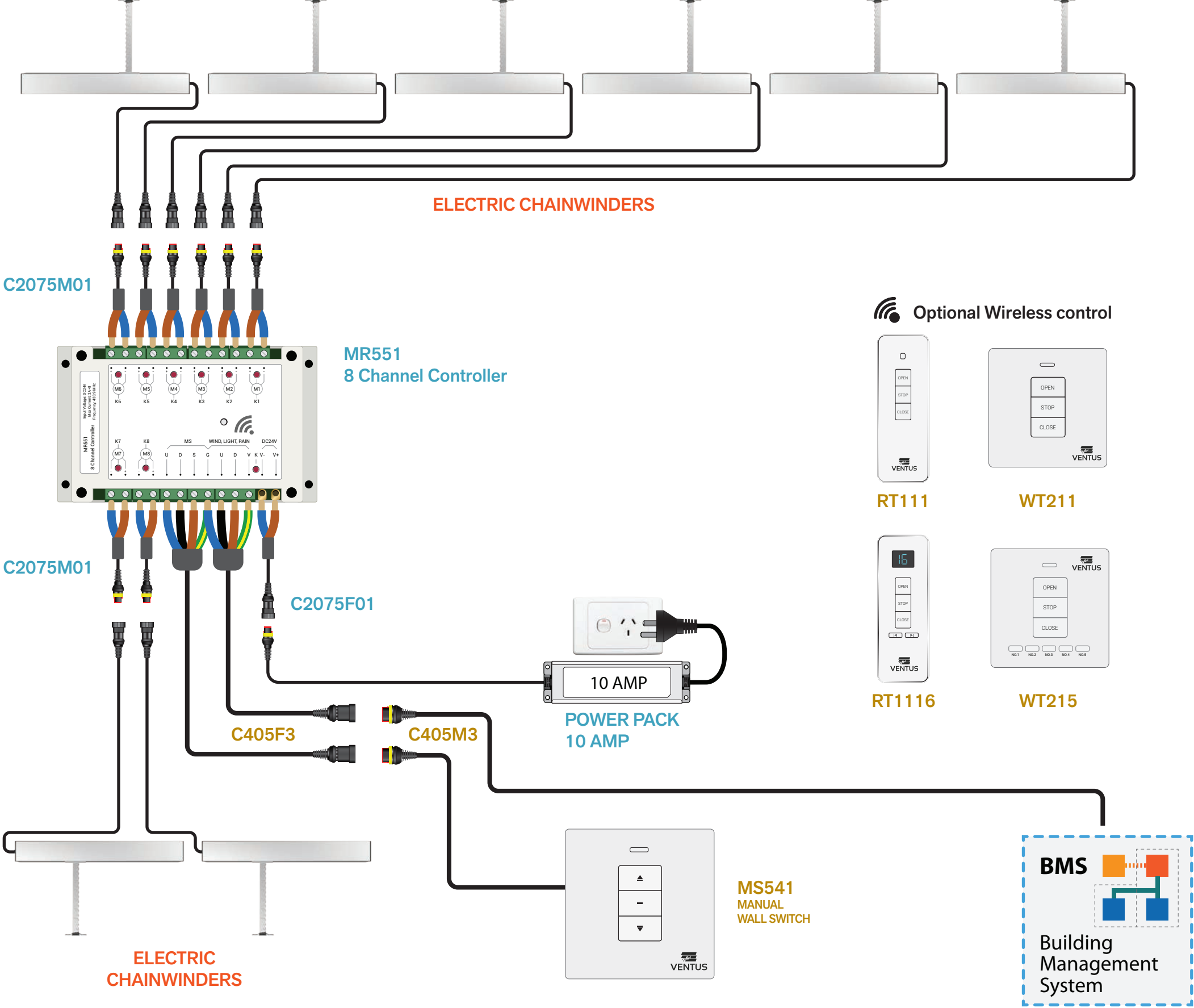
PART NUMBER	PRODUCT CODE	DESCRIPTION	
9048966	MR551	8-Channel Controller, 24V DC, 2.8Amp, 433.92MHz	Required x 1
9048985	C2075F01	Cable, 2-Core, Female plug, 100mm	Required x 1
9048986	C2075M01	Cable, 2-Core, Male plug, 100mm	Required x 8
9052175	POWER PACK 10AMP	Power Pack 240V AC to 24V DC, 10 Amp - ELG-240-24A-3Y	Required x 1
9048972	C2075M3	Cable, 2-Core, Male plug, 3m	Optional
9048973	C2075F3	Cable, 2-Core, Female plug, 3m	Optional
9048974	C2075FM3	Cable, 2-Core, Male / Female plugs, 3m	Optional
9052671	C2075M10	Cable, 2-Core, Male plug, 10m	Optional
9052758	C2075MF10	Cable, 2-Core, Male / Female plugs, 10m	Optional
9048976	C405F3	Cable, 4-Core, Female plug, 3m	Optional
9048975	C405M3	Cable, 4-Core, Male plug, 3m	Optional
9048977	C405FM3	Cable, 4-Core, Female / Male plugs, 3m	Optional
You must select at least one remote below or MS541			Required
9048967	RT111	Wireless remote control, 433.92MHz	SELECT
9103586	RT1116	16-Channel wireless remote, 433.92MHz	SELECT
9048968	WT211	Wireless wall mounted switch, 433.92MHz	SELECT
9104966	WT215	5-Channel wireless wall mounted switch, 433.92MHz	SELECT
To get MS541 to work you must order all 3 below			
9048969	MS541	Wired wall mounted switch	Optional
9048976	C405F3	Cable, 4-Core, Female plug, 3m	
9048975	C405M3	Cable, 4-Core, Male plug, 3m	
To get WLR to work you must order all 2 below			
9048970	WLR001	Wind Light Rain Sensor, 4-Core, Male plug, 6m cable	Optional
9048976	C405F3	Cable, 4-Core, Female plug, 3m	
To get UPS to work you must order all 2 below			
9050603	21UP2403	Battery Backup UPS, in AC100-240V, out 24V DC, 3A	Optional
9048972	C2075M3	Cable, 2-Core, Male plug, 3m	
Electric motor options			
9052637	SCE100s	Standard Chain Electric Winder 24V DC, 100mm, 250N	SELECT
9052809	SCE300s	Standard Chain Electric Winder 24V DC, 300mm, 250N	SELECT
9050600	TCE300	Twin Chain Electric Winder 24V DC, 300mm, 800N	SELECT
9050601	LCD300	Large Chain Electric Winder 24V DC, 300mm, 400N	SELECT
Black powder coat chainwinders available, see full components list (page 1) for Part Numbers			SELECT



# 8 X WINDOWS - AWNING CHAINWINDERS WITH BMS INTEGRATION

MINIMUM HARDWARE SELECTION + OPTIONS

PART NUMBER	PRODUCT CODE	DESCRIPTION	
9048966	MR551	8-Channel Controller, 24V DC, 2.8Amp, 433.92MHz	Required x 1
9048985	C2075F01	Cable, 2-Core, Female plug, 100mm	Required x 1
9048986	C2075M01	Cable, 2-Core, Male plug, 100mm	Required x 8
9052175	POWER PACK 10AMP	Power Pack 240V AC to 24V DC, 10 Amp - ELG-240-24A-3Y	Required x 1
9048972	C2075M3	Cable, 2-Core, Male plug, 3m	Optional
9048973	C2075F3	Cable, 2-Core, Female plug, 3m	Optional
9048974	C2075FM3	Cable, 2-Core, Male / Female plugs, 3m	Optional
9052671	C2075M10	Cable, 2-Core, Male plug, 10m	Optional
9052758	C2075MF10	Cable, 2-Core, Male / Female plugs, 10m	Optional
9048976	C405F3	Cable, 4-Core, Female plug, 3m	Optional
9048975	C405M3	Cable, 4-Core, Male plug, 3m	Optional
9048977	C405FM3	Cable, 4-Core, Female / Male plugs, 3m	Optional
You must select at least one remote below or MS541			Required
9048967	RT111	Wireless remote control, 433.92MHz	SELECT
9103586	RT1116	16-Channel wireless remote, 433.92MHz	SELECT
9048968	WT211	Wireless wall mounted switch, 433.92MHz	SELECT
9104966	WT215	5-Channel wireless wall mounted switch, 433.92MHz	SELECT
To get MS541 to work you must order all 3 below			
9048969	MS541	Wired wall mounted switch	Optional
9048976	C405F3	Cable, 4-Core, Female plug, 3m	
9048975	C405M3	Cable, 4-Core, Male plug, 3m	
To get UPS to work you must order all 2 below			
9050603	21UP2403	Battery Backup UPS, in AC100-240V, out 24V DC, 3A	Optional
9048972	C2075M3	Cable, 2-Core, Male plug, 3m	
BMS Connection requires			
9048976	C405F3	Cable, 4-Core, Female plug, 3m	Optional
9048975	C405M3	Cable, 4-Core, Male plug, 3m	
Electric motor options			
9052637	SCE100s	Standard Chain Electric Winder 24V DC, 100mm, 250N	SELECT
9052809	SCE300s	Standard Chain Electric Winder 24V DC, 300mm, 250N	SELECT
9050600	TCE300	Twin Chain Electric Winder 24V DC, 300mm, 800N	SELECT
9050601	LCD300	Large Chain Electric Winder 24V DC, 300mm, 400N	SELECT
Black powder coat chainwinders available, see full components list (page 1) for Part Numbers			SELECT

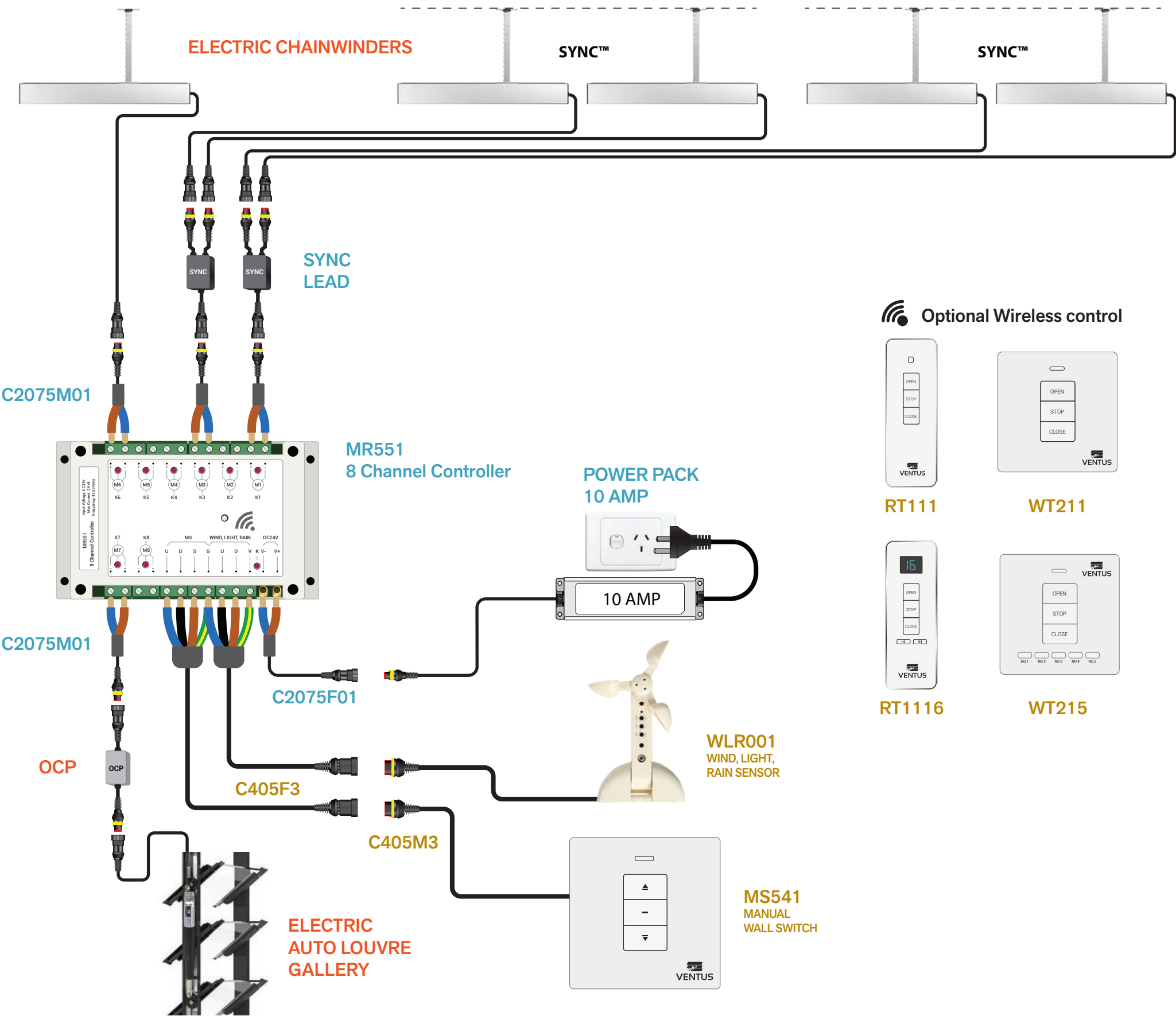


# 8 CHANNEL MIXED AUTO HARDWARE INSTALLATION VIA GPO

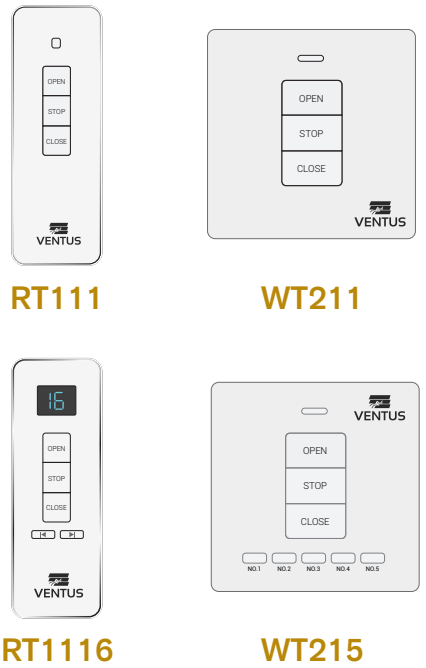
## MINIMUM HARDWARE SELECTION + OPTIONS

PART NUMBER	PRODUCT CODE	DESCRIPTION	
9048966	MR551	8-Channel Controller, 24V DC, 2.8Amp, 433.92MHz	Required x 1
9048985	C2075F01	Cable, 2-Core, Female plug, 100mm	Required x 1
9048986	C2075M01	Cable, 2-Core, Male plug, 100mm	Required x 8
9052175	POWER PACK 10AMP	Power Pack 240V AC to 24V DC, 10 Amp - ELG-240-24A-3Y	Required x 1
9052924	S102P SYNC	Synchronizer control unit	Required
9048972	C2075M3	Cable, 2-Core, Male plug, 3m	Optional
9048973	C2075F3	Cable, 2-Core, Female plug, 3m	Optional
9048974	C2075FM3	Cable, 2-Core, Male / Female plugs, 3m	Optional
9052671	C2075M10	Cable, 2-Core, Male plug, 10m	Optional
9052758	C2075MF10	Cable, 2-Core, Male / Female plugs, 10m	Optional
9048976	C405F3	Cable, 4-Core, Female plug, 3m	Optional
9048975	C405M3	Cable, 4-Core, Male plug, 3m	Optional
9048977	C405FM3	Cable, 4-Core, Female / Male plugs, 3m	Optional
You must select at least one remote below or MS541			Required
9048967	RT111	Wireless remote control, 433.92MHz	SELECT
9103586	RT1116	16-Channel wireless remote, 433.92MHz	SELECT
9048968	WT211	Wireless wall mounted switch, 433.92MHz	SELECT
9104966	WT215	5-Channel wireless wall mounted switch, 433.92MHz	SELECT
To get MS541 to work you must order all 3 below			
9048969	MS541	Wired wall mounted switch	Optional
9048976	C405F3	Cable, 4-Core, Female plug, 3m	
9048975	C405M3	Cable, 4-Core, Male plug, 3m	
To get WLR to work you must order all 2 below			
9048970	WLR001	Wind Light Rain Sensor, 4-Core, Male plug, 6m cable	Optional
9048976	C405F3	Cable, 4-Core, Female plug, 3m	
To get UPS to work you must order all 2 below			
9050603	21UP2403	Battery Backup UPS, in AC100-240V, out 24V DC, 3A	Optional
9048972	C2075M3	Cable, 2-Core, Male plug, 3m	
Electric motor options			
Auto Louvre	AUTO LOUVRE	Auto Louvre Gallery	SELECT
9048978	LOUVRE OCP	Over Current Protection (included standard with Louvres)	
9052637	SCE100s	Standard Chain Electric Winder 24V DC, 100mm, 250N	SELECT
9052809	SCE300s	Standard Chain Electric Winder 24V DC, 300mm, 250N	SELECT
9050600	TCE300	Twin Chain Electric Winder 24V DC, 300mm, 800N	SELECT
9050601	LCD300	Large Chain Electric Winder 24V DC, 300mm, 400N	SELECT
Black powder coat chainwinders available, see full components list (page 1) for Part Numbers			SELECT

\* SYNC LEAD NOT AVAILABLE WITH TWIN CHAINWINDER



### Optional Wireless control



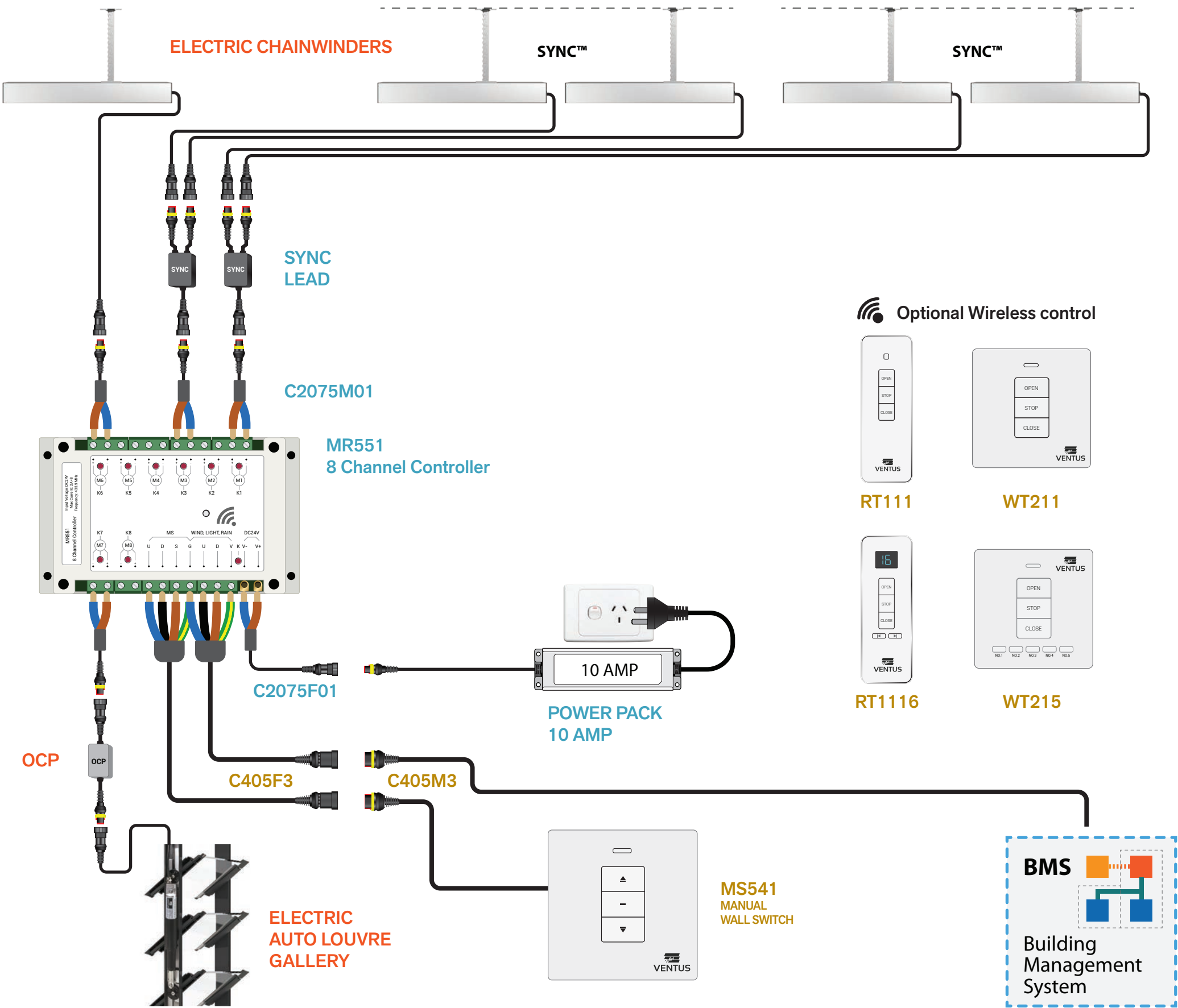


# 8 CHANNEL MIXED AUTO HARDWARE WITH BMS INTEGRATION

## MINIMUM HARDWARE SELECTION + OPTIONS

PART NUMBER	PRODUCT CODE	DESCRIPTION	
9048966	MR551	8-Channel Controller, 24V DC, 2.8Amp, 433.92MHz	Required x 1
9048985	C2075F01	Cable, 2-Core, Female plug, 100mm	Required x 1
9048986	C2075M01	Cable, 2-Core, Male plug, 100mm	Required x 8
9052175	POWER PACK 10AMP	Power Pack 240V AC to 24V DC, 10 Amp - ELG-240-24A-3Y	Required x 1
9052924	S102P SYNC	Synchronizer control unit	Required
9048972	C2075M3	Cable, 2-Core, Male plug, 3m	Optional
9048973	C2075F3	Cable, 2-Core, Female plug, 3m	Optional
9048974	C2075FM3	Cable, 2-Core, Male / Female plugs, 3m	Optional
9052671	C2075M10	Cable, 2-Core, Male plug, 10m	Optional
9052758	C2075MF10	Cable, 2-Core, Male / Female plugs, 10m	Optional
9048976	C405F3	Cable, 4-Core, Female plug, 3m	Optional
9048975	C405M3	Cable, 4-Core, Male plug, 3m	Optional
9048977	C405FM3	Cable, 4-Core, Female / Male plugs, 3m	Optional
You must select at least one remote below or MS541			Required
9048967	RT111	Wireless remote control, 433.92MHz	SELECT
9103586	RT1116	16-Channel wireless remote, 433.92MHz	SELECT
9048968	WT211	Wireless wall mounted switch, 433.92MHz	SELECT
9104966	WT215	5-Channel wireless wall mounted switch, 433.92MHz	SELECT
To get MS541 to work you must order all 3 below			
9048969	MS541	Wired wall mounted switch	Optional
9048976	C405F3	Cable, 4-Core, Female plug, 3m	
9048975	C405M3	Cable, 4-Core, Male plug, 3m	
To get UPS to work you must order all 2 below			
9050603	21UP2403	Battery Backup UPS, in AC100-240V, out 24V DC, 3A	Optional
9048972	C2075M3	Cable, 2-Core, Male plug, 3m	
BMS Connection requires			
9048976	C405F3	Cable, 4-Core, Female plug, 3m	Optional
9048975	C405M3	Cable, 4-Core, Male plug, 3m	
Electric motor options			
Auto Louvre	AUTO LOUVRE	Auto Louvre Gallery	SELECT
9048978	LOUVRE OCP	Over Current Protection (included standard with Louvres)	
9052637	SCE100s	Standard Chain Electric Winder 24V DC, 100mm, 250N	SELECT
9052809	SCE300s	Standard Chain Electric Winder 24V DC, 300mm, 250N	SELECT
9050600	TCE300	Twin Chain Electric Winder 24V DC, 300mm, 800N	SELECT
9050601	LCD300	Large Chain Electric Winder 24V DC, 300mm, 400N	SELECT
Black powder coat chainwinders available, see full components list (page 1) for Part Numbers			SELECT

\* SYNC LEAD NOT AVAILABLE WITH TWIN CHAINWINDER



# AUTO HARDWARE DIRECT CONNECTION SUPPLY ONLY

## MINIMUM HARDWARE SELECTION + OPTIONS

PART NUMBER	PRODUCT CODE	DESCRIPTION	
AUTO LOUVRE			
Auto Louvre	AUTOLOUVRE	Auto Louvre Gallery	SELECT
9048978	LOUVRE OCP	Over Current Protection (included standard with Louvres)	
ELECTRIC CHAINWINDER			
9052637	SCE100s	Standard Chain Electric Winder 24V DC, 100mm, 250N	SELECT
9052809	SCE300s	Standard Chain Electric Winder 24V DC, 300mm, 250N	SELECT
9050600	TCE300	Twin Chain Electric Winder 24V DC, 300mm, 800N*	SELECT *
9050601	LCD300	Large Chain Electric Winder 24V DC, 300mm, 400N	SELECT
9105464	SCE100s Black PC	Standard Chain Electric Winder 24V DC, 100mm, 250N, Black powder coat	SELECT
9052620	SCE300s Black PC	Standard Chain Electric Winder 24V DC, 300mm, 250N, Black powder coat	SELECT
9052621	TCE300 Black PC	Twin Chain Electric Winder 24V DC, 300mm, 800N, Black powder coat	SELECT*
9052622	LCD300 Black PC	Large Chain Electric Winder 24V DC, 300mm, 400N, Black powder coat	SELECT
SYNC ELECTRIC CHAINWINDER			
9052924	S102P SYNC	Synchronizer control unit	Required
9052637	SCE100s	Standard Chain Electric Winder 24V DC, 100mm, 250N	SELECT
9052809	SCE300s	Standard Chain Electric Winder 24V DC, 300mm, 250N	SELECT
9050601	LCD300	Large Chain Electric Winder 24V DC, 300mm, 400N	SELECT
9105464	SCE100s Black PC	Standard Chain Electric Winder 24V DC, 100mm, 250N, Black powder coat	SELECT
9052620	SCE300s Black PC	Standard Chain Electric Winder 24V DC, 300mm, 250N, Black powder coat	SELECT
9052622	LCD300 Black PC	Large Chain Electric Winder 24V DC, 300mm, 400N, Black powder coat	SELECT
CABLE AND EXTENSION OPTIONS			
9048972	C2075M3	Cable, 2-Core, Male plug, 3m	SELECT
9052671	C2075M10	Cable, 2-Core, Male plug, 10m	SELECT
9048974	C2075FM3	Cable, 2-Core, Male / Female plugs, 3m extension	Optional
9052758	C2075MF10	Cable, 2-Core, Male / Female plugs, 10m extension	Optional

\* SYNC LEAD NOT AVAILABLE WITH TWIN CHAINWINDER

**Louvre Motor**  
**SCE100s Standard Chain Electric**  
**SCE300s Standard Chain Electric**  
**LCD300 Large Chain Electric**  
**TCE300 Twin Chain Electric**

- Peak Amp 1.0 Amp – Normal – 0.4-0.5 Amp
- Peak Amp 1.0 Amp – Normal – 0.4-0.6 Amp
- Peak Amp 1.0 Amp – Normal – 0.4-0.6 Amp
- Peak Amp 2.8 Amp – Normal – 0.4-1.0 Amp
- Peak Amp 5.6 Amp – Normal – 0.8-2.0 Amp


### WIRING

The automation products operate off a 24V DC system and requires a minimum cable diameter of 0.75mm to reduce voltage loss over longer distances. All cable joints must be made with the provided plugs *or be a soldered joint*.

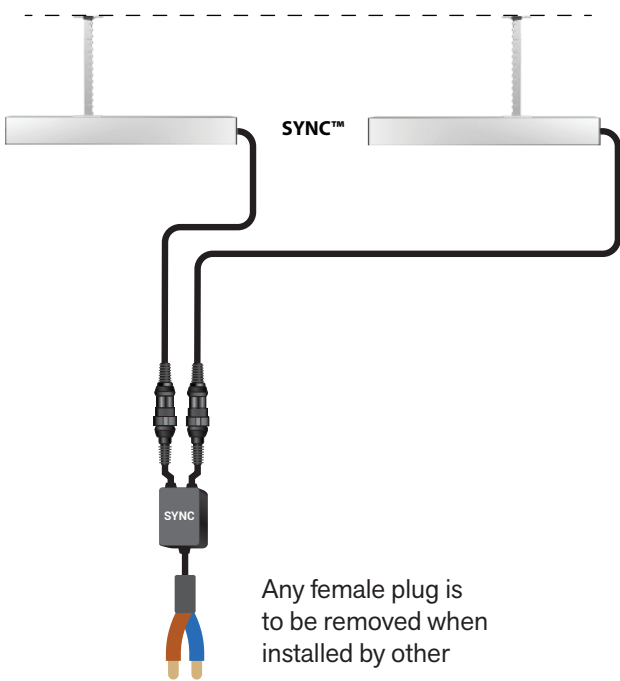
### ELECTRIC AUTO LOUVRE



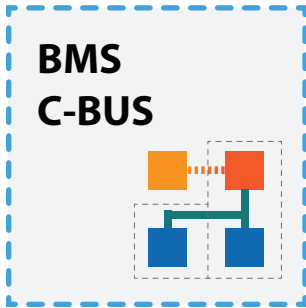
### ELECTRIC CHAINWINDER



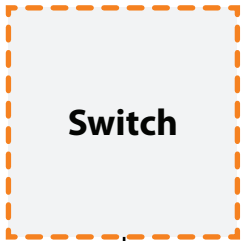
### ELECTRIC CHAINWINDERS via Sync Lead



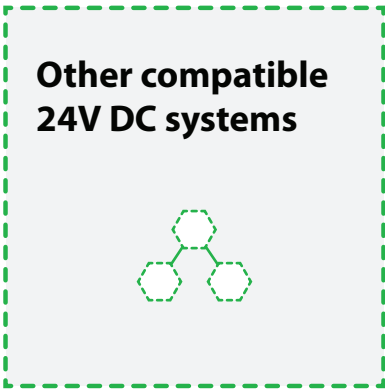
Connects to any of below



INSTALLED BY OTHERS



INSTALLED BY OTHERS



# INNOVATORS

OF HARDWARE FOR WINDOWS AND DOORS

---

**SYDNEY**

38 Redfern St,  
Wetherill Park  
Sydney, NSW 2164  
Australia  
Ph: +61 2 9609 2555  
[www.doric.com.au](http://www.doric.com.au)

**AUCKLAND**

26/C Triton Drive,  
Albany, North Shore,  
Auckland 0632  
New Zealand  
Ph: +64 9 415 5535  
[www.doric.co.nz](http://www.doric.co.nz)

**KUALA LUMPUR**

No.17 Jalan 51/203A,  
Kawasan Perindustrian Tiong Nam,  
Seksyen 51, 46050 Petaling Jaya,  
Selangor, Malaysia  
Ph: +603 777 33 628  
[www.doric.com.my](http://www.doric.com.my)

