



---

# **DS2400 SERIES** | MORTICE SLIDING PATIO DOOR FURNITURE

## DS2400 | MORTICE SLIDING PATIO DOOR FURNITURE

# The DS2400 furniture is a showcase of Doric's clean & contemporary aesthetic style.

The DS2400 handle range has the flexibility for various configurations and handle shapes. The patio door furniture features simple snib operation as well as a clean and contemporary aesthetic, ideal for apartment and residential application.

## ADVANTAGES



Range of handle shapes and configurations



Padlock symbol assists with indicating if furniture is locked or unlocked - non obtrusive



Low profile handle shapes

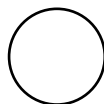


Powdercoating offers high range of colour matching options

## COLOURS



SATIN BLACK



PEARL WHITE



SILVER



CUSTOM COLOURS  
AVAILABLE ON REQUEST

## PRODUCT DETAILS

FURNITURE  
MATERIAL

Aluminium

FINISH  
AVAILABLE

Powdercoat

## HOW TO ORDER

| INTERNAL<br>HANDLE<br>SHAPE             | CONFIGURATIONS  | COLOUR                      | EXTERNAL<br>HANDLE<br>SHAPE             | CYLINDER   | LOCK-<br>BODY | PACKER                                 |
|---|---|-----------------------------|---|--|---------------|--|
| D Grab<br>Slim Grab or<br>Slim Non Grab | Double Lockset (Int & Ext cyl)<br>Latch Set (no cyl)<br>Lock Set (Ext cyl)<br>Lock Set (Int cyl) or<br>Dummy (no cyl) | Black<br>White or<br>Silver | D Grab<br>Slim Grab or<br>Slim Non Grab | DS196NSK - 62mm<br>DS200NSK - 70mm<br>DS250 - half cyl | DS2400        | 1mm<br>1.8mm<br>2mm<br>6.32mm<br>8.5mm |

# FURNITURE RANGE



**D GRAB**




**SLIM GRAB**




**SLIM NON GRAB**

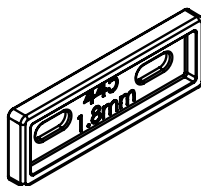
## ADDITIONAL HARDWARE



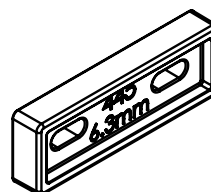
**DS2400/SP1  
PACKER**



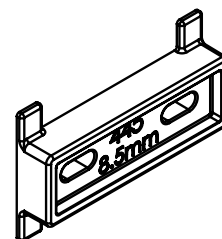
**DS2400/SP2  
PACKER**



**DS2400/SP3  
PACKER**

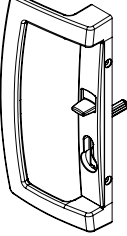
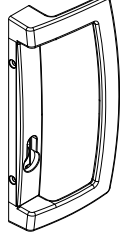


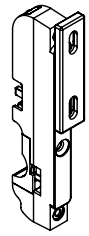

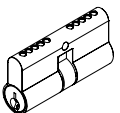
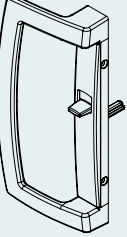
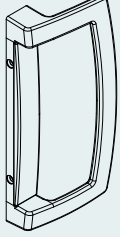



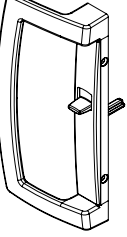
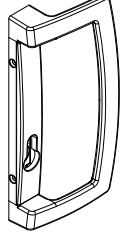


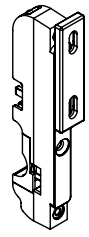
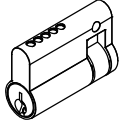
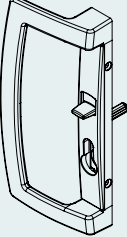



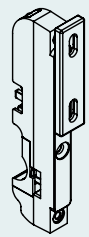
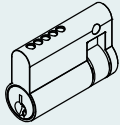

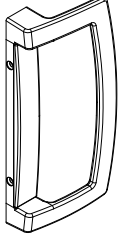
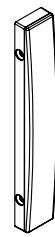



**DS2400/SP4  
PACKER**

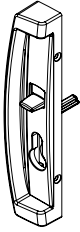
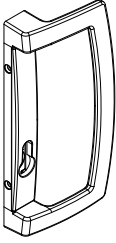


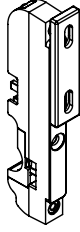
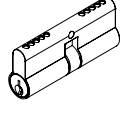
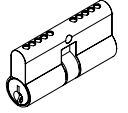
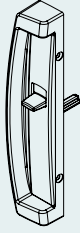



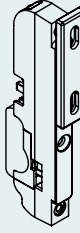
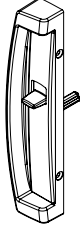
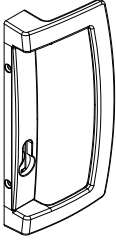


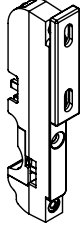
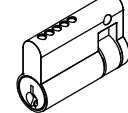
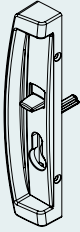



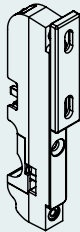
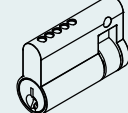
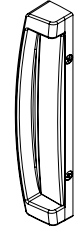


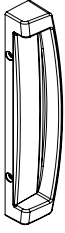


**DS2400/SP5  
PACKER**

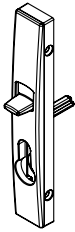
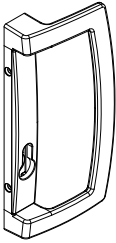


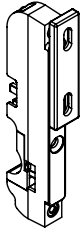
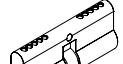
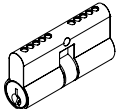
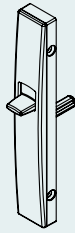



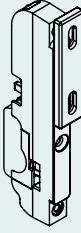
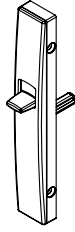
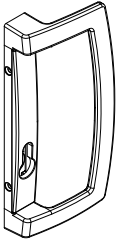


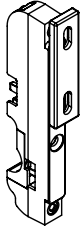
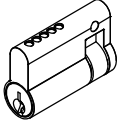
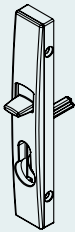



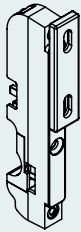
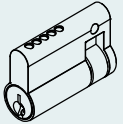
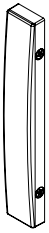

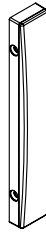

# DS2400 | D GRAB SERIES ORDERING OPTIONS

| LOCK FUNCTION  | INTERNAL FURNITURE OPTIONS   | EXTERNAL FURNITURE OPTIONS  |   |   | LOCK BODY W/KEEPER   | CYLINDER   |
|--|--|---|---|---|--|--|
| MDS2400DG<br>Double Lockset<br>(Interior & exterior cylinder)        | <br>DS2412<br>Locking with Snib   | <br>DS2428<br>Locking              | <br>DS2424<br>Locking              | <br>DS2426<br>Locking              | <br>DS2400<br>Mortice Lockbody        | <br>DS200NSK<br><br><br>DS196NSK |
| MDS2401DG<br>Latch Set<br>(No cylinder)                              | <br>DS2413<br>Latching            | <br>DS2429<br>Latching/<br>Dummy   | <br>DS2425<br>Latching/<br>Dummy   | <br>DS2427<br>Latching/<br>Dummy   | <br>Mortice Lockbody<br>Latch Version | Not Required   |
| MDS2402DG<br>Lock Set<br>(Exterior cylinder only with internal Snib) | <br>DS2413<br>Latching          | <br>DS2428<br>Locking            | <br>DS2424<br>Locking            | <br>DS2426<br>Locking            | <br>DS2400<br>Mortice Lockbody      | <br>DS250   |
| MDS2405DG<br>Lock Set<br>(Internal Snib and internal cylinder only)  | <br>DS2412<br>LOCKING with SNIB | <br>DS2429<br>Latching/<br>Dummy | <br>DS2425<br>Latching/<br>Dummy | <br>DS2427<br>Latching/<br>Dummy | <br>DS2400<br>Mortice Lockbody      | <br>DS250   |
| MDS2408DG<br>Dummy<br>Handle Set<br>(No cylinder)                    | <br>DS2431<br>DUMMY             | <br>DS2429<br>Latching/<br>Dummy | <br>DS2425<br>Latching/<br>Dummy | <br>DS2427<br>Latching/<br>Dummy | Not Required   | Not Required   |

# DS2400 | SLIM GRAB SERIES ORDERING OPTIONS

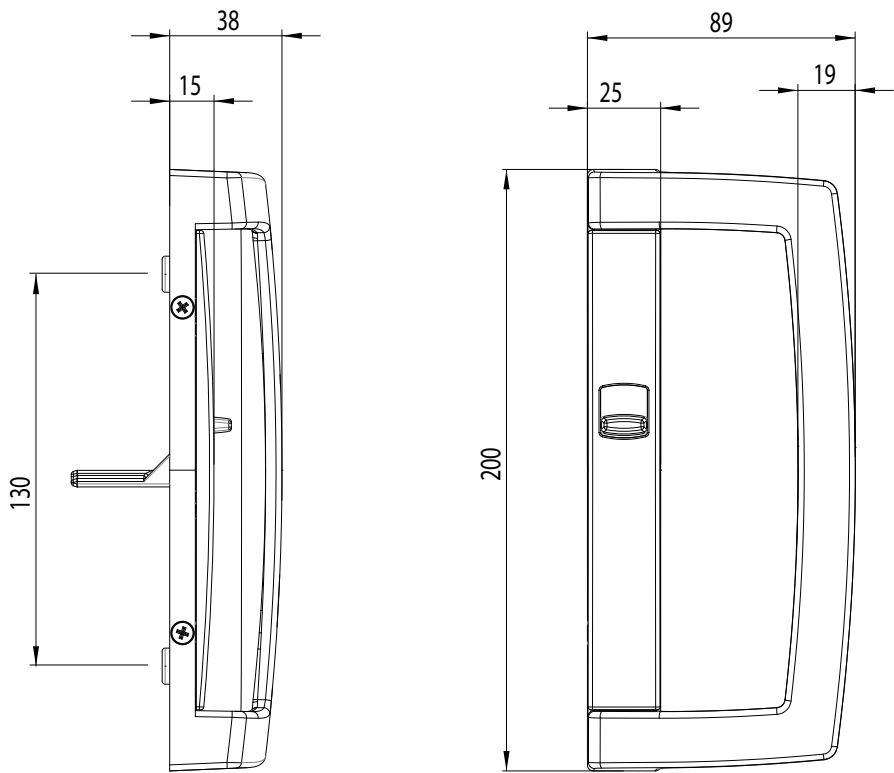
| LOCK FUNCTION  | INTERNAL FURNITURE OPTIONS   | EXTERNAL FURNITURE OPTIONS  |   |   | LOCK BODY W/KEEPER   | CYLINDER   |
|--|--|---|---|---|--|--|
| MDS2400SG<br>Double Lockset<br>(Interior & exterior cylinder)        | <br>DS2416<br>Locking with Snib   | <br>DS2428<br>Locking              | <br>DS2424<br>Locking              | <br>DS2426<br>Locking              | <br>DS2400<br>Mortice Lockbody        | <br>DS200NSK<br><br><br>DS196NSK |
| MDS2401SG<br>Latch Set<br>(No cylinder)                              | <br>DS2417<br>Latching            | <br>DS2429<br>Latching/<br>Dummy   | <br>DS2425<br>Latching/<br>Dummy   | <br>DS2427<br>Latching/<br>Dummy   | <br>Mortice Lockbody<br>Latch Version | Not Required   |
| MDS2402SG<br>Lock Set<br>(Exterior cylinder only with internal Snib) | <br>DS2417<br>Latching          | <br>DS2428<br>Locking            | <br>DS2424<br>Locking            | <br>DS2426<br>Locking            | <br>DS2400<br>Mortice Lockbody      | <br>DS250   |
| MDS2405SG<br>Lock Set<br>(Internal Snib and internal cylinder only)  | <br>DS2416<br>Locking with SNIB | <br>DS2429<br>Latching/<br>Dummy | <br>DS2425<br>Latching/<br>Dummy | <br>DS2427<br>Latching/<br>Dummy | <br>DS2400<br>Mortice Lockbody      | <br>DS250   |
| MDS2408SG<br>Dummy Handle Set<br>(No cylinder)                       | <br>DS2433<br>Dummy             | <br>DS2429<br>Latching/<br>Dummy | <br>DS2425<br>Latching/<br>Dummy | <br>DS2427<br>Latching/<br>Dummy | Not Required   | Not Required   |

# DS2400 | SLIM NON GRAB SERIES ORDERING OPTIONS

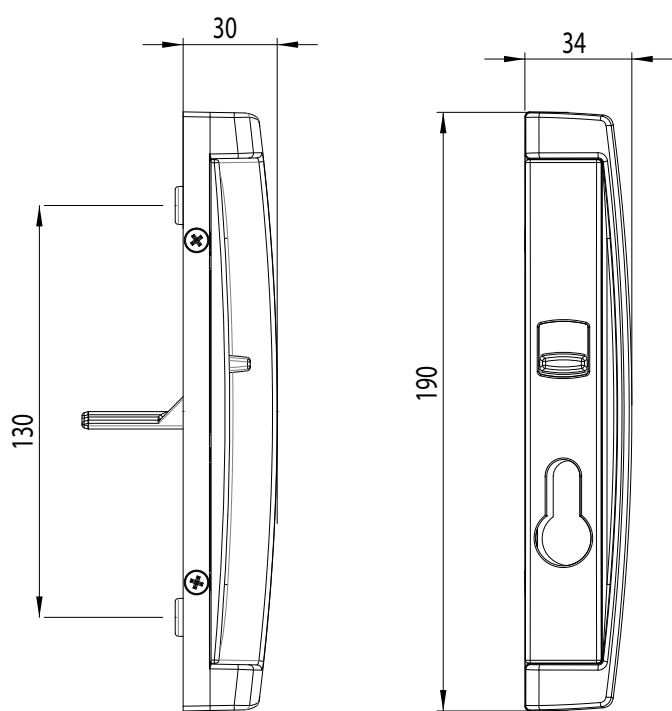
| LOCK FUNCTION  | INTERNAL FURNITURE OPTIONS   | EXTERNAL FURNITURE OPTIONS  |   |   | LOCK BODY W/KEEPER   | CYLINDER   |
|--|--|---|---|---|--|--|
| MDS240 <b>0</b> SNG<br>Double Lockset<br>(Interior & exterior cylinder)        | <br>DS2414<br>Locking with Snib   | <br>DS2428<br>Locking              | <br>DS2424<br>Locking              | <br>DS2426<br>Locking              | <br>DS2400<br>Mortice Lockbody        | <br>DS200NSK<br><br><br>DS196NSK |
| MDS240 <b>1</b> SNG<br>Latch Set<br>(No cylinder)                              | <br>DS2415<br>Latching            | <br>DS2429<br>Latching/<br>Dummy   | <br>DS2425<br>Latching/<br>Dummy   | <br>DS2427<br>Latching/<br>Dummy   | <br>Mortice Lockbody<br>Latch Version | Not Required   |
| MDS240 <b>2</b> SNG<br>Lock Set<br>(Exterior cylinder only with internal Snib) | <br>DS2415<br>Latching          | <br>DS2428<br>Locking            | <br>DS2424<br>Locking            | <br>DS2426<br>Locking            | <br>DS2400<br>Mortice Lockbody      | <br>DS250   |
| MDS240 <b>5</b> SNG<br>Lock Set<br>(Internal Snib and internal cylinder only)  | <br>DS2414<br>Locking with Snib | <br>DS2429<br>Latching/<br>Dummy | <br>DS2425<br>Latching/<br>Dummy | <br>DS2427<br>Latching/<br>Dummy | <br>DS2400<br>Mortice Lockbody      | <br>DS250   |
| MDS240 <b>8</b> SNG<br>Dummy Handle Set<br>(No cylinder)                       | <br>DS2432<br>Dummy             | <br>DS2429<br>Latching/<br>Dummy | <br>DS2425<br>Latching/<br>Dummy | <br>DS2427<br>Latching/<br>Dummy | Not Required   | Not Required   |

# TECHNICAL DRAWING

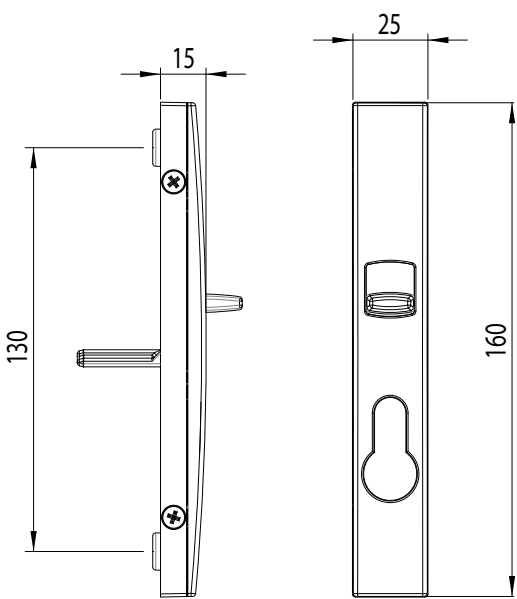
D GRAB



SLIM GRAB



SLIM NON GRAB



# INNOVATORS

OF HARDWARE FOR WINDOWS AND DOORS

---

**SYDNEY**

38 Redfern St,  
Wetherill Park  
Sydney, NSW 2164  
Australia  
Ph: +61 2 9609 2555  
[www.doric.com.au](http://www.doric.com.au)

**AUCKLAND**

26/C Triton Drive,  
Albany, North Shore,  
New Zealand 0632  
Auckland  
Ph: +64 9 415 5535  
[www.doricnz.co.nz](http://www.doricnz.co.nz)

**KUALA LUMPUR**

No.17 Jalan 51/203A, Kawasan  
perindustrian Tiong Nam,  
Seksyen 51, 46050 Petaling Jaya,  
Selangor, Malaysia  
Ph: +60377733628  
[www.doric.com.my](http://www.doric.com.my)



---

# DS2400 SERIES

MORTICE SLIDING PATIO  
DOOR FURNITURE