

FLUSH MOUNT MORTICE SLIDING DOOR LOCK

DS2500

OUR SLIMMEST MORTICE SLIDING DOOR LOCKSET.





DESIGNED FOR THE
HIGH-END MODERN
AESTHETICS.

Suitable for aluminium and timber doors, its low profile furniture and clean design lines makes the DS2500 an excellent choice for external doors, and has the potential to enter into a wall cavity.

FEATURES

-  Slimline furniture profile, extends only 1.7mm out of the extrusion
-  Finger pocket lip to provide firm purchase/grip
-  Latching mechanism on the internal furniture
-  Incorporated anti-crash feature to prevent keeper damage

ADVANTAGES

-  C4 Pin key compatible
-  Perfect for 25 - 55mm extrusion range
-  Non-handed design for left or right opening sliding doors
-  Twin counteracting beaks provide resistance to jemmying

Find out more, visit our website
doric.com.au

