



**DS2500**

**UMBRA**  
FLUSH MOUNT SLIDING DOOR LOCK





# DS2500 | UMBRA

FLUSH MOUNT SLIDING DOOR LOCK

## OUR SLIMMEST MORTICE SLIDING DOOR LOCKSET.

DESIGNED  
FOR THE  
HIGH-END  
MODERN  
AESTHETICS.

Suitable for aluminium and timber doors, its discrete furniture and clean design lines makes the DS2500 Umbra an excellent choice for external doors. As the name suggests, the Umbra's low profile on a sliding door has the potential to enter within a wall cavity, out of sight.

When colour matched, the DS2500 Umbra is designed to fit seamlessly to the door extrusion.

The Umbra utilises a lockbody which is specifically designed for this lockset, built off the back of the DN1290, utilising its counteracting twin beaks, and anti-crash feature for a strong, long lasting product.

# DS2500 | UMBRA FLUSH MOUNT SLIDING DOOR LOCK



## FEATURES



Slimline furniture profile, extends only 1.7mm out of the extrusion



Finger pocket lip to provide firm purchase/grip



Latching mechanism on the internal furniture



Incorporated anti-crash feature to prevent keeper damage

## ADVANTAGES



C4 Pin key compatible



Perfect for 25 - 55mm extrusion range



Non-handed design for left or right opening sliding doors



Twin counteracting beaks provide resistance to jemmying

## FUNCTION

When anti-crash is engaged (against the door jamb) the lockset can be latched by sliding the latch bar within the internal side's finger pocket.

The key throws the twin beaks to engage into the keeper into a deadlocked position, also operating the latch bar in the internal.

## TESTING



Cycle Testing: Exceeds 50,000 cycles, over doubling ICP 002 standard



Ultimate Testing completed and passed


## PRODUCT DETAILS

<b>MATERIAL</b>	Aluminium
<b>FINISHES</b>	Powder coat
<b>CYLINDER</b>	C4 Pin Cylinder
<b>PRODUCT CODES</b>	<p><b>DS2500</b> - Double Lock Set <i>Interior &amp; exterior cylinders</i></p> <p><b>DS2501</b> - Latch Set <i>No cylinders</i></p> <p><b>DS2505</b> - Lock Set <i>Interior cylinder only</i></p>
<b>PACKER</b>	2mm Black Polesium™ packer <i>Required for extrusions: 25-29mm</i>
<b>KEEPER</b>	DN1291 Flush Keeper, or DN1293 Surface Keeper
<b>EXTRUSION WIDTH</b>	Min: 25mm Max: 55mm
<b>FIXING SCREWS</b>	<p>M4 x 26 to suit 25-36mm extrusion</p> <p>M4 x 35 to suit 36-45mm extrusion</p> <p>M4 x 43 to suit 45-51mm extrusion</p> <p>M4 x 50 to suit 51-55mm extrusion</p>
<b>BACKSET</b>	30mm

## COLOURS



SATIN  
BLACK



WHITE



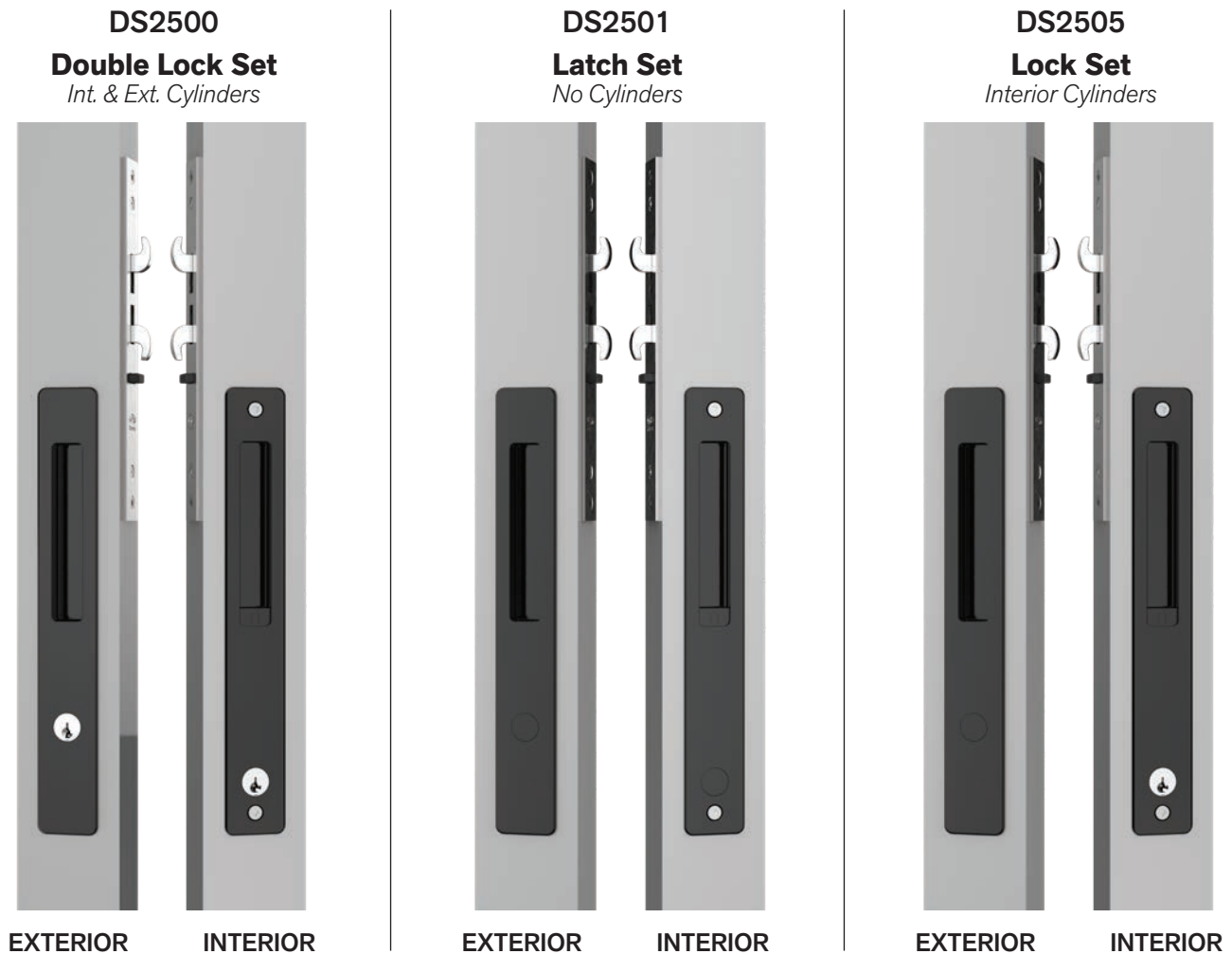
SILVER



CUSTOM  
ON REQUEST



# LOCKSET CONFIGURATIONS

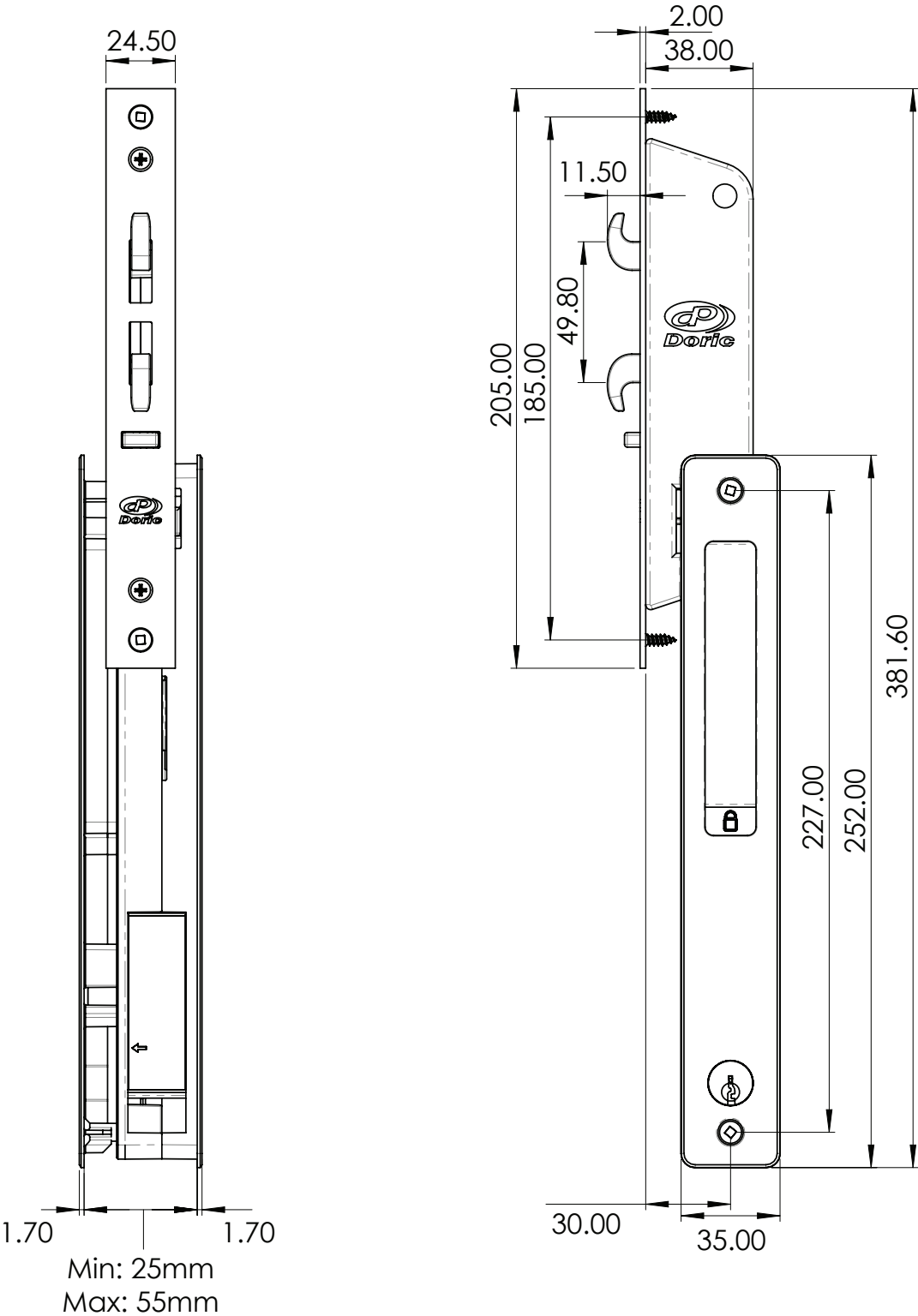


## HOW TO ORDER

LOCK SET OPTION	FINISH	CAM KIT	CYLINDER	KEEPER	FIXING SCREWS	FURNITURE PACKER	KEEPER PACKER
DS2500 Double Lock Set <i>Int. &amp; Ext. Cylinders</i>	Powder coat	Cam A: to suit 25-45mm extrusion or Cam B: to suit 45-55mm extrusion	C4 Pin Cylinder	DN1291 Flush Keeper  or DN1293 Surface Keeper	M4 x 26 M4 x 35 to suit 25-45mm extrusion	2mm Black Polesium packer	5mm Black Polesium packer to suit DN1293 Keeper
DS2501 Latch Set <i>No Cylinders</i>	Powder coat	-	Cylinder Plug		M4 x 43 M4 x 50 to suit 45-55mm extrusion		
DS2505 Lock Set <i>Interior Cylinders</i>	Powder coat	Cam A: to suit 25-55mm extrusion in this configuration	C4 Pin Cylinder & Cylinder Plug				

# DS2500 | UMBRA FLUSH MOUNT SLIDING DOOR LOCK

## LINE DRAWINGS



# INNOVATORS

OF HARDWARE FOR WINDOWS AND DOORS

---

DS2500\_Umbra\_Flush\_Mount\_Sliding\_Door\_Lock-3.1 - 30.08.2021

## **SYDNEY**

38 Redfern St,  
Wetherill Park  
Sydney, NSW 2164  
Australia  
Ph: +61 2 9609 2555  
[www.doric.com.au](http://www.doric.com.au)

## **AUCKLAND**

26/C Triton Drive,  
Albany, North Shore,  
Auckland 0632  
New Zealand  
Ph: +64 9 415 5535  
[www.doric.co.nz](http://www.doric.co.nz)

## **KUALA LUMPUR**

No.17 Jalan 51/203A,  
Kawasan Perindustrian Tiong Nam,  
Seksyen 51, 46050 Petaling Jaya,  
Selangor, Malaysia  
Ph: +603 777 33 628  
[www.doric.com.my](http://www.doric.com.my)



---

# DS2500

# UMBRA

FLUSH MOUNT SLIDING DOOR LOCK