



SLIDING DOOR | **LOCKS & ACCESSORIES**

DS2500 | UMBRA

FLUSH MOUNT SLIDING DOOR LOCK



2023
WINNER

**MOST INNOVATIVE
COMPONENT**

OUR SLIMMEST MORTICE SLIDING DOOR LOCKSET.

DESIGNED FOR THE
HIGH-END MODERN
AESTHETICS.

Suitable for aluminium and timber doors, it's low profile furniture and clean design lines makes the DS2500 an excellent choice for external doors, and has the potential to enter into a wall cavity.

FEATURES



Slimline furniture profile, extends only 1.7mm out of the extrusion



Finger pocket lip to provide firm purchase/grip



Latching mechanism on the internal furniture



Incorporated anti-crash feature to prevent keeper damage

ADVANTAGES



C4 Pin key compatible



Perfect for 25mm - 55mm extrusion range



Non-handed design for left or right opening sliding doors



Twin counteracting beaks provide resistance to jemmying



Find out more, visit our website
doric.com.au/product/ds2500-umbra

**AUSTRALIA'S BEST
& BIGGEST RANGE
OF WINDOW AND
DOOR HARDWARE**

For sales & information:
sales@doric.com.au
1300 132 389
www.doric.com.au



SLIDING DOOR LOCKS & ACCESSORIES



SURFACE | SLIDING DOOR LOCKS

ADVANT Single Point Sliding Door Chassis	4
WILTON OEM Sliding Patio Door Lock	12
BIIO™ Two Point Patio Door Lock Chassis	14
TWIIN™ Sliding Door Surface Lock Chassis	22

MORTICED | SLIDING DOOR LOCKS

BELMONT Morticed Sliding Door Lock Set	34
DS2400 Mortice Sliding Patio Door Lock Range	40
DS2500 UMBRA Flush Mount Sliding Door Lock	50
EVOLUTION Sliding Door Mortice Lock Set Range	52
DS2250 STERLING Mortice Lock Set	62

EXTERIOR PULLS | SURFACE SLIDING DOORS

KEEPERS | SURFACE SLIDING DOORS

ADVANT | SINGLE POINT SLIDING DOOR LOCK CHASSIS

The Advant is Doric's latest single point sliding door lock chassis which is built on Doric's many years of experience.

Incorporating a common lockbody, that suits a range of Polesium™ grab and non-grab handle cover designs, the chassis offers a versatile, reliable, corrosion resistant and affordable surface mounted sliding patio door lock.

FEATURES

- One machining detail over multiple handle styles, suits industry standard 82mm door preparation
- Latch and deadlock all in one standard model offering end users flexible security options
- Exposed easy action lever for limited dexterity
- Chrome plated lever and tongue
- Anti-lift pins to prevent door being lifted to bypass lock

ADVANTAGES

- Polesium™ base offers a high resistance to corrosion in aggressive environments.
- Metacom™ base option also available
- Accepts both Doric 5 disc wafer cylinder and C4 5 pin cylinders
- All locks form part of the Doric One Key™ solution and can be keyed alike to other window locks
- Available with a range of Doric external handles



SLIDING DOOR LOCKSET OPTIONS



CODED "0"
DOUBLE LOCK SET
Interior & Exterior
Cylinders



CODED "1"
LATCH SET
No Cylinders



CODED "2"
LOCK SET
Exterior Cylinder
Only



CODED "5"
LOCK SET
Interior Cylinder
Only



CODED "8"
DUMMY SET
No Cylinders



ADVANT |
SLIDING PATIO DOOR LOCK

PRODUCT DETAILS

MATERIAL	Polesium™ or Metacom™ base, Zinc latch and lever
CYLINDER	Pin and disc cylinders are available. Disc cylinders standard and One Key™ compatible
KEEPER	DS5010, DS5011, DS5004

TESTING

- **CYCLE TEST**
Advant Chassis tested and surpassed 50,000 cycles test in line with ICP 002

HANDLE OPTIONS



DS930A
Wilton



DS1000A
Boston



DS1010A
Archer

DS930A | WILTON SLIDING PATIO DOOR LOCK

The DS930A Wilton Sliding Patio Door Lock accompanied with Doric's Advant Chassis offers users the highest quality single point lock adhering to industry standards. The use of common fixings plus standard machining details ensures this lock can be easily retrofitted and is compatible in a variety of configurations of sliding doors.

The stylish pull handle offers a contemporary look and the maximised offset allows for an ergonomic and comfortable grip.

FEATURES

- Advant Lockbody Chassis features & benefits
- Elegant curved handle to suit modern and traditional homes
- Polesium™ body offers a high corrosion resistance
- Adaptable design to suit left or right sliding configurations



PRODUCT DETAILS

MATERIAL	Polesium™ Handle & Infill
FINISH	Mill Finish or Powder coat
CYLINDER	Pin and disc cylinders are available Disc cylinders standard, One Key™ compatible
KEEPER	DS5010 (standard) DS5011 DS5004
PRODUCT CODES	DS930A Double Lock Set <i>Interior & exterior cylinders</i> DS931A Latch Set <i>No cylinders</i> DS932A Lock Set <i>Exterior cylinder only</i> DS935A Lock Set <i>Interior cylinder only</i> DS938A Dummy Set <i>No cylinders</i>
CHASSIS	Advant (Polesium™ or Metacom™ chassis material available)

COLOURS



OPTIONS

EXTERIOR HANDLE

DS892 Polesium™ DS893 Polesium™



KEEPER

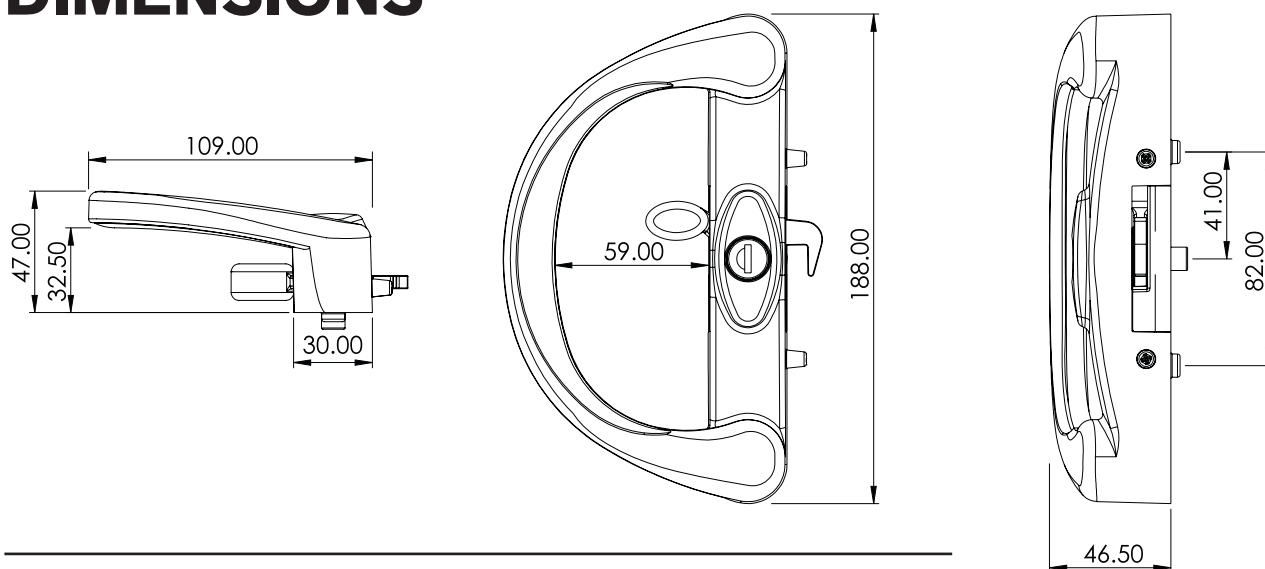
DS5010



DS930A | WILTON

Polesium™ handle on Advant chassis

DIMENSIONS



HOW TO ORDER

LOCKSET OPTIONS	FINISH	CHASSIS MATERIAL	EXTERNAL HANDLE	CYLINDER	KEEPER
DS930A Double Lock Set (Int. & Ext. cylinders)	Mill or Powder coat	Polesium™ or Metacom™	DS890 or DS892	Pin or Disc	DS5010 or DS5011 or DS5004
DS931A Latch Set (No cylinders)	Mill or Powder coat	Polesium™ or Metacom™	DS891 or DS893	Cyl. Plug	DS5010 or DS5011 or DS5004
DS932A Lock Set (Ext. cylinders)	Mill or Powder coat	Polesium™ or Metacom™	DS890 or DS892	Pin or Disc	DS5010 or DS5011 or DS5004
DS935A Lock Set (Int. cylinders)	Mill or Powder coat	Polesium™ or Metacom™	DS891 or DS893	Pin or Disc	DS5010 or DS5011 or DS5004
DS938A Dummy Set (No cylinders)	Mill or Powder coat	Polesium™ or Metacom™	DS891 or DS893	Cyl. Plug	-

DS1000A | BOSTON SLIDING PATIO DOOR LOCK

The DS1000A Boston Sliding Patio Door Lock accompanied with Doric's Advant Chassis offers users the highest quality single point lock adhering to industry standards. The use of common fixings plus standard machining details ensures this lock can be easily retrofitted and is compatible in a variety of configurations of sliding doors.

The stylish square handle offers a contemporary look and the maximised offset allows for an ergonomic and comfortable grip.

FEATURES

- Advant Lockbody Chassis features & benefits
- Contemporary squared architectural handle to suit all stylish modern homes & apartments
- Polesium™ body offers a high corrosion resistance
- Adaptable design to suit left or right sliding configurations



PRODUCT DETAILS

MATERIAL	Polesium™ Handle & Infill
FINISH	Mill Finish or Powder coat
CYLINDER	Pin and disc cylinders are available Disc cylinders standard, One Key™ compatible
KEEPER	DS5010 (<i>standard</i>) DS5011 DS5004
PRODUCT CODES	DS1000A Double Lock Set <i>Interior & exterior cylinders</i> DS1001A Latch Set <i>No cylinders</i> DS1002A Lock Set <i>Exterior cylinder only</i> DS1005A Lock Set <i>Interior cylinder only</i> DS1008A Dummy Set <i>No cylinders</i>
CHASSIS	Advant (<i>Polesium™ or Metacom™ chassis material available</i>)

COLOURS



OPTIONS

EXTERIOR HANDLE

DS892 Polesium™ DS893 Polesium™



KEEPER

DS5010

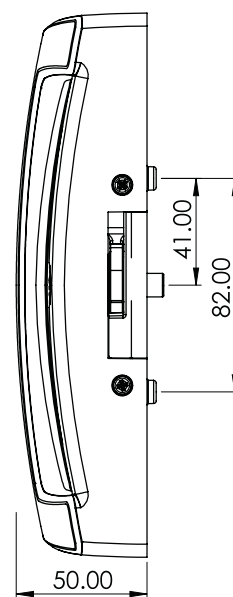
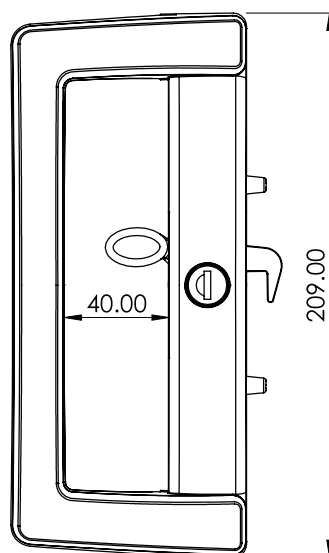
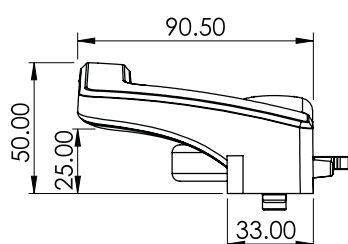


DS1000A | BOSTON

Polesium™ handle on Advant chassis



DIMENSIONS



HOW TO ORDER

LOCKSET OPTIONS	FINISH	CHASSIS MATERIAL	EXTERNAL HANDLE	CYLINDER	KEEPER
DS1000A Double Lock Set (Int. & Ext. cylinders)	Mill or Powder coat	Polesium™ or Metacom™	DS890 or DS892	Pin or Disc	DS5010 or DS5011 or DS5004
DS1001A Latch Set (No cylinders)	Mill or Powder coat	Polesium™ or Metacom™	DS891 or DS893	Cyl. Plug	DS5010 or DS5011 or DS5004
DS1002A Lock Set (Ext. cylinders)	Mill or Powder coat	Polesium™ or Metacom™	DS890 or DS892	Pin or Disc	DS5010 or DS5011 or DS5004
DS1005A Lock Set (Int. cylinders)	Mill or Powder coat	Polesium™ or Metacom™	DS891 or DS893	Pin or Disc	DS5010 or DS5011 or DS5004
DS1008A Dummy Set (No cylinders)	Mill or Powder coat	Polesium™ or Metacom™	DS891 or DS893	Cyl. Plug	-

DS1010A | ARCHER SLIDING PATIO DOOR LOCK

The DS1010A Archer Sliding Patio Door Lock accompanied with Doric's Advant Chassis offers users the highest quality single point lock adhering to industry standards. The use of common fixings plus standard machining details ensures this lock can be easily retrofitted and is compatible in a variety of configurations of sliding doors.

The stylish narrow style handle offers a contemporary look and the maximised offset allows for an ergonomic and comfortable grip.

FEATURES

- Advant Lockbody Chassis features & benefits
- Slim architectural low profile handle to suit all stylish modern homes & apartments
- Polesium™ body offers a high corrosion resistance
- Adaptable design to suit left or right sliding configurations



PRODUCT DETAILS

MATERIAL	Polesium™ Handle & Infill
FINISH	Mill Finish or Powder coat
CYLINDER	Pin and disc cylinders are available Disc cylinders standard, One Key™ compatible
KEEPER	DS5010 (standard) DS5011 DS5004
PRODUCT CODES	DS1010A Double Lock Set <i>Interior & exterior cylinders</i> DS1011A Latch Set <i>No cylinders</i> DS1012A Lock Set <i>Exterior cylinder only</i> DS1015A Lock Set <i>Interior cylinder only</i> DS1018A Dummy Set <i>No cylinders</i>
CHASSIS	Advant (Polesium™ or Metacom™ chassis material available)

COLOURS



OPTIONS

EXTERIOR HANDLE

DS892
Polesium™

DS893
Polesium™



KEEPER

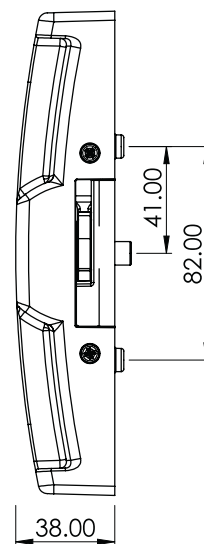
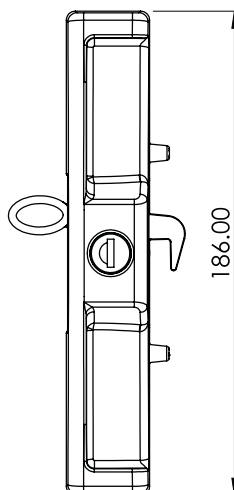
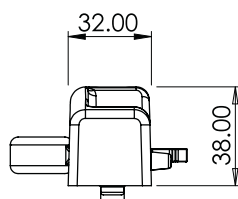
DS5010



DS1010A | ARCHER

Polesium™ handle on Advant chassis

DIMENSIONS



HOW TO ORDER

LOCKSET OPTIONS	FINISH	CHASSIS MATERIAL	EXTERNAL HANDLE	CYLINDER	KEEPER
DS1010A Double Lock Set (Int. & Ext. cylinders)	Mill or Powder coat	Polesium™ or Metacom™	DS890 or DS892	Pin or Disc	DS5010 or DS5011 or DS5004
DS1011A Latch Set (No cylinders)	Mill or Powder coat	Polesium™ or Metacom™	DS891 or DS893	Cyl. Plug	DS5010 or DS5011 or DS5004
DS1012A Lock Set (Ext. cylinders)	Mill or Powder coat	Polesium™ or Metacom™	DS890 or DS892	Pin or Disc	DS5010 or DS5011 or DS5004
DS1015A Lock Set (Int. cylinders)	Mill or Powder coat	Polesium™ or Metacom™	DS891 or DS893	Pin or Disc	DS5010 or DS5011 or DS5004
DS1018A Dummy Set (No cylinders)	Mill or Powder coat	Polesium™ or Metacom™	DS891 or DS893	Cyl. Plug	-

DS930 | WILTON (UNIVERSAL) SLIDING PATIO DOOR LOCK

The DS930 Wilton Sliding Patio Door Lock is a curved D-pull fitting the Doric's **Universal OEM Chassis** that set an industry benchmark for versatility, corrosion resistance and reliability.

The easy the grab D-pull handle offers a maximised offset allows for excellent grip.

FEATURES

- Curved D-pull handle to offering maximum grip
- Flexible security options with all-in-one latch and deadlock model
- Polesium™ body & chassis offers a high resistance to corrosion
- Adaptable design to suit left or right sliding configurations
- Doric's cartridge cylinder system makes re-keying or cylinder changes easier and faster for better security
- Doric One Key™ solution allows all locks to be keyed alike

LOCK SET OPTIONS



CODED "0"
DOUBLE LOCK SET
Interior & Exterior
Cylinders

CODED "1"
LATCH SET
No Cylinders

CODED "2"
LOCK SET
Exterior Cylinder
Only



CODED "5"
LOCK SET
Interior Cylinder Only

CODED "8"
DUMMY SET
No Cylinders

PRODUCT DETAILS

MATERIAL	Handle & Infill Polesium™
FINISH	Mill Finish or Powder coat
CYLINDER	Pin and disc cylinders are available Disc cylinders standard, One Key™ compatible
KEEPER	DS5010 (<i>standard</i>) DS5011 DS5004
PRODUCT CODES	DS930 - Double Lock Set <i>Interior & Exterior Cylinders</i> DS931 - Latch Set <i>No cylinders</i> DS932 - Lock Set <i>Exterior cylinder only</i> DS935 - Lock Set <i>Interior cylinder only</i> DS938 - Dummy Set <i>No cylinders</i>
CHASSIS	Universal DS60 (<i>Polesium™ or Metacom™ chassis material available</i>)

COLOURS



TESTING

- 20 hours corrosion resistant test

OPTIONS

EXTERIOR HANDLE

DS892 Polesium™ DS893 Polesium™



KEEPER

DS5010



AVAILABLE PACKERS

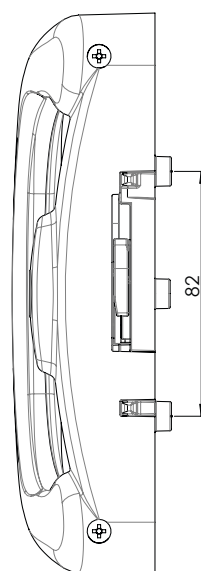
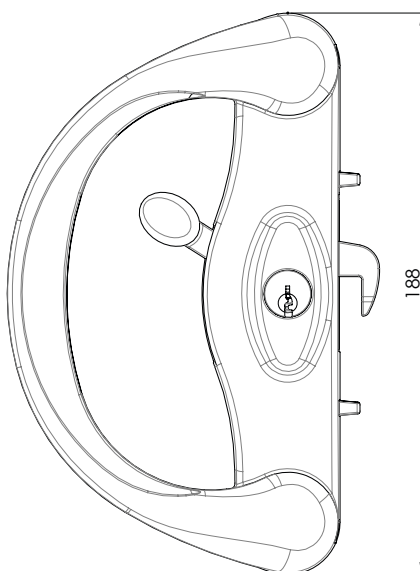
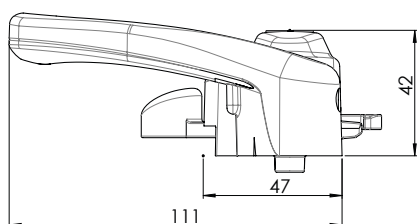
- **9040914:** 4.5mm Clear handle packer
- **9037272:** 1.5mm Clear handle packer

DS930 | WILTON

Polesium™ handle on Universal chassis



DIMENSIONS



HOW TO ORDER

LOCK SET OPTIONS	FINISH	CHASSIS MATERIAL	EXTERNAL HANDLE	CYLINDER	KEEPER
DS930 Double Lock Set (Int. & Ext. cylinders)	Mill or Powder coat	Polesium™ or Metacom™	DS890 or DS892	Pin or disc	DS5010 or DS5011 or DS5004
DS931 Latch Set (No cylinders)	Mill or Powder coat	Polesium™ or Metacom™	DS891 or DS893	Cyl. Plug	DS5010 or DS5011 or DS5004
DS932 Lock Set (Ext. cylinders)	Mill or Powder coat	Polesium™ or Metacom™	DS890 or DS892	Pin or disc	DS5010 or DS5011 or DS5004
DS935 Lock Set (Int. cylinders)	Mill or Powder coat	Polesium™ or Metacom™	DS891 or DS893	Pin or disc	DS5010 or DS5011 or DS5004
DS938 Dummy Set (No cylinders)	Mill or Powder coat	Polesium™ or Metacom™	DS891 or DS893	Cyl. Plug	-

Biio™ | TWO POINT SLIDING DOOR SURFACE LOCK CHASSIS

The Biio™ sliding door lock chassis is a surface mounted non-handed two point lockbody for patio & sliding doors.

It features two 316 Stainless steel hook tongues in opposing directions to maximise security against jemmying and door lifting.

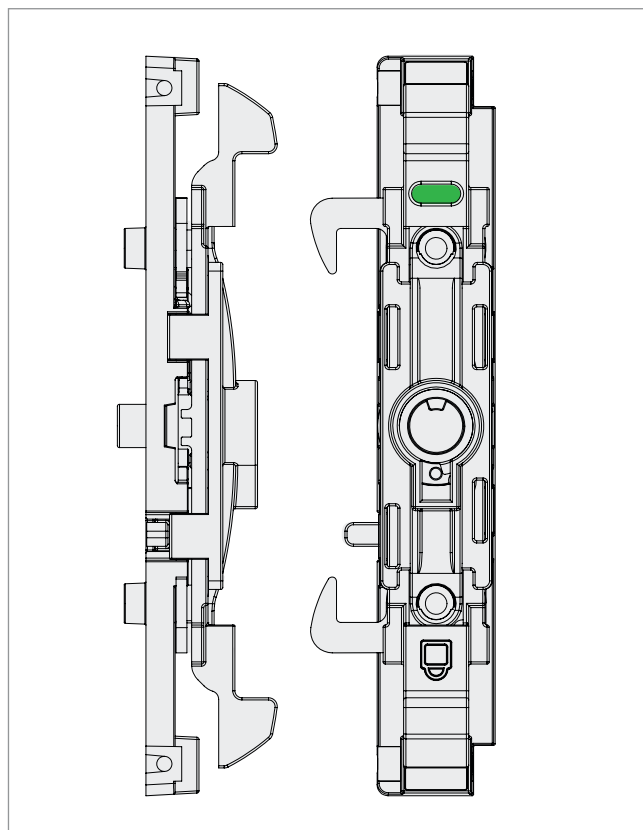
The Biio™ chassis is available with a range of sleek and contemporary handle designs which blend seamlessly with modern decor.

FEATURES

- Dual push/pull actuator operation with 'Locked' and 'Unlocked' Indicators for quick identification of lock status
- Two 316 Stainless steel opposing action hook tongues provide maximum security
- Utilises industry standard 82mm door preparation and machining details
- Incorporated anti-crash feature to avoid damage to hook tongues and keepers

ADVANTAGES

- Latched or deadlocked security functions offered standard
- Part of the Doric One Key™ solution and can be keyed alike to Doric window locks
- Accepts both Doric disc wafer cylinder and pin cylinders
- Available with range of Doric external handles



SLIDING DOOR LOCKSET OPTIONS



CODED "0"
DOUBLE LOCK SET
Interior & Exterior
Cylinders



CODED "1"
LATCH SET
No Cylinders



CODED "2"
LOCK SET
Exterior Cylinder
Only



CODED "5"
LOCK SET
Interior Cylinder
Only



CODED "8"
DUMMY SET
No Cylinders



BIIO™ | TWO POINT PATIO DOOR LOCK

PRODUCT DETAILS

MATERIAL	Polesium™ base, Zinc lever and 316 Stainless steel hook tongues
CYLINDER	Pin and disc cylinders are available Disc cylinders standard and One Key™ compatible
KEEPER	DS2016 (DS2010) DS2006

HANDLE OPTIONS



DS2010
Alpine



DS2130
Bissarra



DS2150
Avana

DS2010 | ALPINE TWO POINT SLIDING PATIO DOOR LOCK

The DS2010 Alpine Sliding Patio Door Lock is the narrow profile grab option for the Biio™ dual hook surface mounted lockbody.

Offering increased security with the dual opposing hook tongues, the handle offers a narrow profile to sit within the relative width of the door stile. It's straight angular design will fit in perfectly with most contemporary styling.

FEATURES

- Utilises the Biio™ lockbody chassis
- Features bold straight angled design styling
- Polesium™ body offers a high corrosion resistance
- Non-handed design to suit left or right sliding configurations
- Available in standard powder coat colours and black mill finish
- Available with T3 anti-corrosion finish, tested to 1000hrs salt spray test (*consult Doric representative*)



PRODUCT DETAILS

MATERIAL	Polesium™
FINISH	Mill Finish or Powder coat
CYLINDER	Pin and disc cylinders are available Disc cylinders standard, One Key™ compatible
KEEPER	DS2016 (<i>standard</i>) DS2016W (<i>optional</i>)
PRODUCT CODES	DS2010 Double Lock Set <i>Interior & exterior cylinders</i> DS2011 Latch Set <i>No cylinders</i> DS2012 Lock Set <i>Exterior cylinder only</i> DS2015 Lock Set <i>Interior cylinder only</i> DS2018 Dummy Set <i>No cylinders</i>
CHASSIS	Biio™

COLOURS



OPTIONS

EXTERIOR HANDLE

DS892 Polesium™ DS893 Polesium™



KEEPER

DS2016 Polesium™ DS2016W Polesium™



AVAILABLE PACKERS

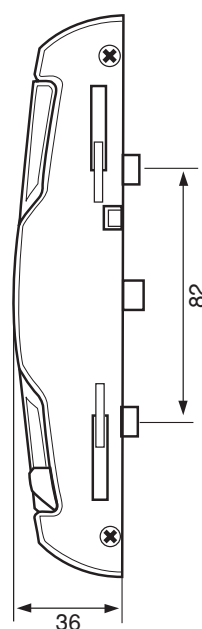
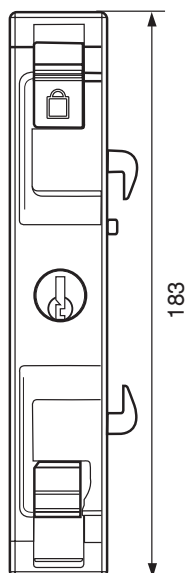
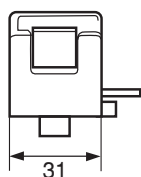
- **9040494:** 1.5mm Clear handle packer
- **9043244:** 4.5mm Clear handle packer

DS2010 | ALPINE

Polesium™ handle on Biio chassis



DIMENSIONS



HOW TO ORDER

LOCKSET OPTIONS	FINISH	EXTERNAL HANDLE	CYLINDER	KEEPER
DS2010 Double Lock Set (Int. & Ext. cylinders)	Mill or Powder coat	DS890 or DS892	Pin or disc	DS2016 or DS2016W
DS2011 Latch Set (No cylinders)	Mill or Powder coat	DS891 or DS893	-	DS2016 or DS2016W
DS2012 Lock Set (Ext. cylinders)	Mill or Powder coat	DS890 or DS892	Pin or disc	DS2016 or DS2016W
DS2015 Lock Set (Int. cylinders)	Mill or Powder coat	DS891 or DS893	Pin or disc	DS2016 or DS2016W
DS2018 Dummy Set (No cylinders)	Mill or Powder coat	DS891 or DS893	-	-

DS2130 | BISARRA TWO POINT SLIDING PATIO DOOR LOCK

The DS2130 Bissarra Sliding Patio Door Lock is a sleek and contemporary handle for the Biio dual hook surface mounted lockbody.

Offering increased security with the dual opposing hook tongues, the handle is manufactured out of Metacom™ and powder coated to provide a high quality long lasting finish.

FEATURES

- Utilises the Biio™ lockbody chassis
- Features bold angled styling
- Metacom™ body offers a high corrosion and wear resistance
- Non-handed design to suit left or right sliding configurations
- Available in standard and custom powder coat colours
- Available with T3 anti-corrosion finish, tested to 1000hrs salt spray test (*consult Doric representative*)



PRODUCT DETAILS

MATERIAL	Metacom™
FINISH	Powder coat
CYLINDER	Pin and disc cylinders are available Disc cylinders standard, One Key™ compatible
KEEPER	DS2006 (standard) DS2006W (optional)
PRODUCT CODES	DS2130 Double Lock Set <i>Interior & exterior cylinders</i> DS2131 Latch Set <i>No cylinders</i> DS2132 Lock Set <i>Exterior cylinder only</i> DS2135 Lock Set <i>Interior cylinder only</i> DS2138 Dummy Set <i>No cylinders</i>
CHASSIS	Biio™

COLOURS



OPTIONS

EXTERIOR HANDLE

DS890
Metacom™

DS891
Metacom™



KEEPER

DS2006
Metacom™

DS2006W
Polesium™



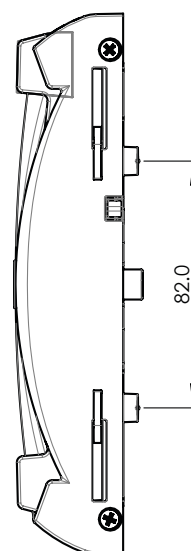
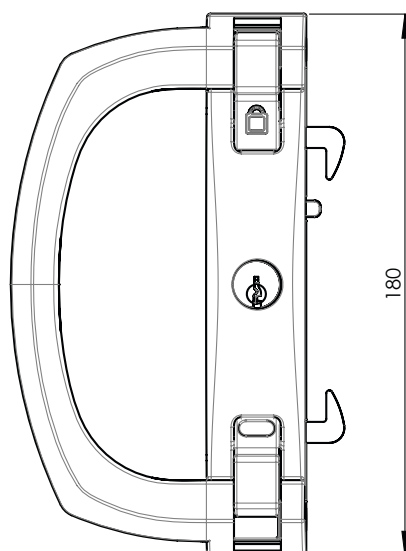
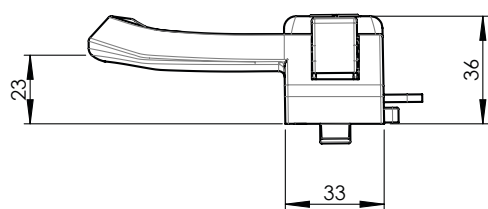
AVAILABLE PACKERS

- **9041999: 2mm** Clear handle packer
- **9042407: 2mm** Black handle packer
- **9042062SB: 5mm** Black handle packer



DS2130 | BISARRA
Metacom™ handle on Biio chassis

DIMENSIONS



HOW TO ORDER

LOCKSET OPTIONS	FINISH	EXTERNAL HANDLE	CYLINDER	KEEPER
DS2130 Double Lock Set (Int. & Ext. cylinders)	Powder coat	DS890 or DS892	Pin or disc	DS2006 or DS2006W
DS2131 Latch Set (No cylinders)	Powder coat	DS891 or DS893	-	DS2006 or DS2006W
DS2132 Lock Set (Ext. cylinders)	Powder coat	DS890 or DS892	Pin or disc	DS2006 or DS2006W
DS2135 Lock Set (Int. cylinders)	Powder coat	DS891 or DS893	Pin or disc	DS2006 or DS2006W
DS2138 Dummy Set (No cylinders)	Powder coat	DS891 or DS893	-	-

DS2150 | AVANA TWO POINT SLIDING PATIO DOOR LOCK

The DS2150 Avana Sliding Patio Door Lock is a bold modular styled handle for the Biio dual hook surface mounted lockbody.

Offering increased security with the dual opposing hook tongues, the handle is manufactured out of Metacom™ and powder coated to provide a high quality long lasting finish.

FEATURES

- Utilises the Biio™ lockbody chassis
- Features strong modular like styling
- Metacom™ body offers a high corrosion and wear resistance
- Non-handed design to suit left or right sliding configurations
- Available in standard and custom powder coat colours
- Available with T3 anti-corrosion finish, tested to 1000hrs salt spray test (*consult Doric representative*)



PRODUCT DETAILS

MATERIAL	Metacom™
FINISH	Powder coat
CYLINDER	Pin and disc cylinders are available Disc cylinders standard, One Key™ compatible
KEEPER	DS2006 (standard) DS2006W (optional)
PRODUCT CODES	DS2150 Double Lock Set Interior & exterior cylinders DS2151 Latch Set No cylinders DS2152 Lock Set Exterior cylinder only DS2155 Lock Set Interior cylinder only DS2158 Dummy Set No cylinders
CHASSIS	Biio™

COLOURS



OPTIONS

EXTERIOR HANDLE

DS890
Metacom™

DS891
Metacom™

KEEPER

DS2006
Metacom™

DS2006W
Polesium™

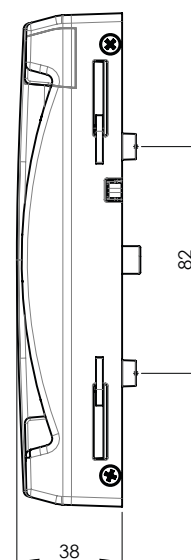
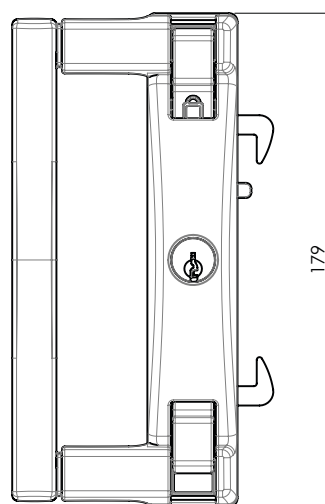
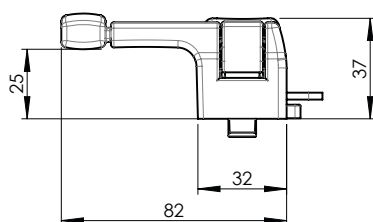


AVAILABLE PACKERS

- **9041999: 2mm** Clear handle packer
- **9043136: 8mm** Clear handle packer
- **9042062SB: 5mm** Black handle packer

DS2150 | AVANA
Metacom™ handle on Biio chassis

DIMENSIONS



HOW TO ORDER

LOCKSET OPTIONS	FINISH	EXTERNAL HANDLE	CYLINDER	KEEPER
DS2150 Double Lock Set (Int. & Ext. cylinders)	Powder coat	DS890 or DS892	Pin or disc	DS2006 or DS2006W
DS2151 Latch Set (No cylinders)	Powder coat	DS891 or DS893	-	DS2006 or DS2006W
DS2152 Lock Set (Ext. cylinders)	Powder coat	DS890 or DS892	Pin or disc	DS2006 or DS2006W
DS2155 Lock Set (Int. cylinders)	Powder coat	DS891 or DS893	Pin or disc	DS2006 or DS2006W
DS2158 Dummy Set (No cylinders)	Powder coat	DS891 or DS893	-	-

TWIIN™ | SLIDING DOOR SURFACE LOCK CHASSIS

The premium sliding patio door lock, the Doric Twiin™ was the first non-handed twin actuator system to be offered in the Australian market.

The extra thick 6mm plated cast tongues ensures the Doric Twiin™ offers a high level of security that surpasses similar products designed for residential applications.

The Twiin™ lock is available in a range of sleek and contemporary handle designs which blend seamlessly with modern decor.

FEATURES

- Unique and smooth Twiin™ push/pull actuator operation
- Two large 6mm thick opposing action hook tongues to maximise secure locking function
- Utilises industry standard 82mm door preparation and machining details
- Incorporates an anti-crash feature to prevent keeper damage

ADVANTAGES

- Latched or deadlocked security functions offered standard
- Accepts Doric C4 pin cylinders
- Available with range of Doric external handles



SLIDING DOOR LOCKSET OPTIONS



CODED "0"
DOUBLE LOCK SET
Interior & Exterior
Cylinders

CODED "1"
LATCH SET
No Cylinders

CODED "2"
LOCK SET
Exterior Cylinder
Only

CODED "5"
LOCK SET
Interior Cylinder
Only

CODED "8"
DUMMY SET
No Cylinders



Premium finish
on handles



Pin
cylinder system
standard



Opposing
action hook
tongues



Easy keeper
install & on-site
adjustments



Anti-crash
prevents keeper
damage



Smooth
actuator
operation



PRODUCT DETAILS

MATERIAL	Polesium™ base Zinc latch and lever
CYLINDER	Pin cylinders One Key™ compatible
KEEPER	DS3006, DS3006W, DS2006, DS2006W, DS2016, DS2016W

TESTING

■ CYCLE TEST

Tested and surpassed 50,000 cycles
in line with ICP 002

HANDLE OPTIONS



DS3010
Carey
Polesium™



DS3110
Carey
Metacom™



DS3050
Essence
Polesium™



DS3130
Timbarra
Metacom™



DS3230
Timbarra
Stainless Steel

DS3010 | CAREY SLIDING PATIO DOOR LOCK

The DS3010 Carey is Australia's highest quality narrow profile, sliding patio door lock featuring all the benefits of the Twiin™ lockbody chassis.

The narrow profile grab offers a discrete low profile form sitting within the relative width of the door stile and premium design suits a range of architecturally styled sliding doors.

FEATURES

- Perfect for commercial and high-end residential premises
- Flexible security options with all-in-one latch and deadlock model
- Polesium™ body offers a high corrosion resistance
- Metacom™ body provides excellent wear and corrosion resistance for higher traffic areas
- Adaptable non-handed design to suit left or right sliding configurations



PRODUCT DETAILS

MATERIAL	Polesium™
FINISH	Mill Finish or Powder coat
CYLINDER	Pin Cylinder
KEEPER	DS2016 (standard) DS2016W (optional)
PRODUCT CODES	POLESIUM™ DS3010 - Double Lock Set <i>Int. & Ext. Cylinders</i> DS3011 - Latch Set <i>No Cylinders</i> DS3012 - Lock Set <i>Ext. Cylinder only</i> DS3015 - Lock Set <i>Int. Cylinder only</i> DS3018 - Dummy Set <i>No Cylinders</i>
CHASSIS	Twiin™

COLOURS



OPTIONS

EXTERIOR HANDLE

DS892 Polesium™ DS893 Polesium™



KEEPER

DS2016 Polesium™ DS2016W Polesium™

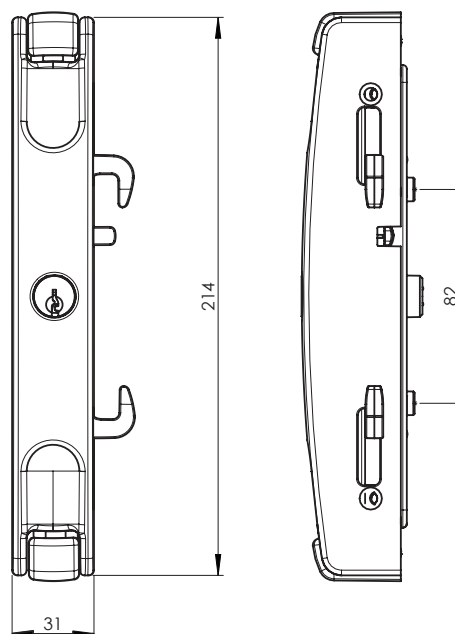
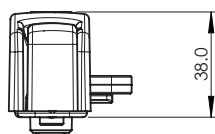


AVAILABLE PACKERS

- 9030048 - 1.3mm Mill black handle packer
- 9035115 - 6mm Clear handle packer



DIMENSIONS



HOW TO ORDER

LOCKSET OPTIONS	CODE	HANDLE MATERIAL	FINISH	EXTERNAL HANDLE	CYLINDER	KEEPER
Double Lock Set (Int. & Ext. Cylinders)	DS3010	Polesium™	Mill or Powder coat	DS892	Pin	DS2016 or DS2016W
Latch Set (No Cylinders)	DS3011	Polesium™	Mill or Powder coat	DS893	Cyl. Plug	DS2016 or DS2016W
Lock Set (Ext. Cylinders)	DS3012	Polesium™	Mill or Powder coat	DS892	Pin	DS2016 or DS2016W
Lock Set (Int. Cylinders)	DS3015	Polesium™	Mill or Powder coat	DS893	Pin	DS2016 or DS2016W
Dummy Set (No Cylinders)	DS3018	Polesium™	Mill or Powder coat	DS893	Cyl. Plug	-

DS3110 | CAREY SLIDING PATIO DOOR LOCK

The DS3110 Carey is Australia's highest quality narrow profile, sliding patio door lock featuring all the benefits of the Twiin™ lockbody chassis with a Metacom™ furniture cover.

The narrow profile grab offers a discrete low profile form sitting within the relative width of the door stile and premium design suits a range of architecturally styled sliding doors.

FEATURES


- Perfect for commercial and high-end residential premises
- Flexible security options with all-in-one latch and deadlock model
- Metacom™ body provides excellent wear and corrosion resistance for higher traffic areas
- Adaptable non-handed design to suit left or right sliding configurations



PRODUCT DETAILS

MATERIAL	Metacom™
FINISH	Powder coat or Satin chrome
CYLINDER	Pin Cylinder
KEEPER	DS3006 (standard) DS3006W (optional)
PRODUCT CODES	METACOM™ DS3110 - Double Lock Set <i>Int. & Ext. cylinders</i> DS3111 - Latch Set <i>No cylinders</i> DS3112 - Lock Set <i>Ext. cylinder only</i> DS3115 - Lock Set <i>Int. cylinder only</i> DS3118 - Dummy Set <i>No cylinders</i>
CHASSIS	Twiin™

COLOURS



OPTIONS

EXTERIOR HANDLE

DS890 Metacom™ DS891 Metacom™



KEEPER

DS3006 DS3006W



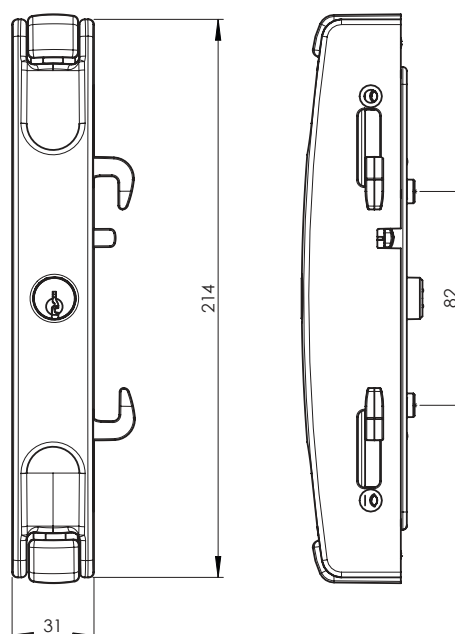
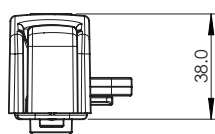
AVAILABLE PACKERS

- 9030048 - 1.3mm Mill black handle packer
- 9035115 - 6mm Clear handle packer
- 9026101MF - 6mm Zinc handle packer

DS3110 | CAREY

Metacom™ handle on Twiin chassis

DIMENSIONS



HOW TO ORDER

LOCKSET OPTIONS	CODE	HANDLE MATERIAL	FINISH	EXTERNAL HANDLE	CYLINDER	KEEPER
Double Lock Set (Int. & Ext. Cylinders)	DS3110	Metacom™	Powder coat or Chrome	DS890	Pin	DS3006 or DS3006W
Latch Set (No Cylinders)	DS3111	Metacom™	Powder coat or Chrome	DS891	Cyl. Plug	DS3006 or DS3006W
Lock Set (Ext. Cylinders)	DS3112	Metacom™	Powder coat or Chrome	DS890	Pin	DS3006 or DS3006W
Lock Set (Int. Cylinders)	DS3115	Metacom™	Powder coat or Chrome	DS891	Pin	DS3006 or DS3006W
Dummy Set (No Cylinders)	DS3118	Metacom™	Powder coat or Chrome	DS891	Cyl. Plug	-

DS3050 | ESSENCE SLIDING PATIO DOOR LOCK

The Essence embraces a contemporary square style that integrates with any modern interior.

The DS3050 Essence sliding patio door lock, with Doric's Twiin™ chassis provides users with a versatile locking solution that meets Australian standards. With its two opposition action hook tongues, it offers superior level of security when compared to other locks designed for residential applications.

The Twiin™ lock is available in a range of sleek & contemporary handle design which blend seamlessly with today's modern interior.




FEATURES

- Two large 6mm thick opposing action hook tongues.
- Unique and smooth Twiin™ push/pull actuator operation.
- Utilises industry standard 82mm machining details.
- Accepts a wide range of Doric external handles.
- Incorporates an anti-crash feature to prevent keeper damage.

PRODUCT DETAILS

MATERIAL	Polesium™ handle & infill
FINISH	Mill Finish or Powder coat
CYLINDER	Pin Cylinder
KEEPER	DS2016 (standard) DS2016W (optional)
PRODUCT CODES	POLESIUM™ DS3050 - Double Lock Set <i>Int. & Ext. cylinders</i> DS3051 - Latch Set <i>No cylinders</i> DS3052 - Lock Set <i>External cylinder only</i> DS3055 - Lock Set <i>Internal cylinder only</i> DS3058 - Dummy Set <i>No cylinders</i>
CHASSIS	Twiin™

COLOURS



OPTIONS

EXTERIOR HANDLE

DS892 Polesium™ DS893 Polesium™



KEEPER

DS2016 Polesium™ DS2016W Polesium™



AVAILABLE PACKERS

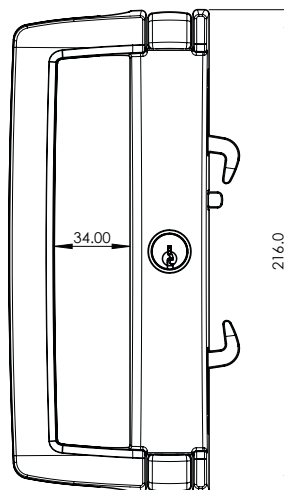
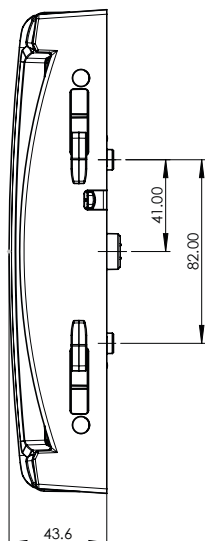
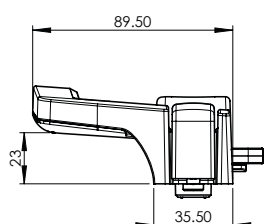
- 9124274 - 1.3mm Black handle packer
- 9124273 - 6mm Black handle packer

DS3050 | ESSENCE

Polesium™ handle on Twin chassis



DIMENSIONS



HOW TO ORDER

LOCKSET OPTIONS	CODE	FINISH	EXTERNAL HANDLE	CYLINDER	KEEPER
Double Lock Set (Int. & Ext. cylinders)	DS3050	Mill or Powder coat	DS892	Pin	DS2016 or DS2016W
Latch Set (No cylinders)	DS3051	Mill or Powder coat	DS893	Cyl. Plug	DS2016 or DS2016W
Lock Set (Ext. cylinders)	DS3052	Mill or Powder coat	DS892	Pin	DS2016 or DS2016W
Lock Set (Int. cylinders)	DS3055	Mill or Powder coat	DS893	Pin	DS2016 or DS2016W
Dummy Set (No cylinders)	DS3058	Mill or Powder coat	DS893	Cyl. Plug	-

DS3130 | TIMBARRA SLIDING PATIO DOOR LOCK

The DS3130 Timbarra Twin Sliding Patio Door Lock was the first non-handed twin actuator system to be offered in the Australian market.

With a body construction option of Metacom™ or Stainless steel, ultra smooth twin actuator function and styled with elegant curves, the Timbarra is truly a premium level door lock.

Designed for high-end sliding door applications in bespoke residential and commercial developments, the handle has been designed for optimum grabability lending a firm comfortable feel.

FEATURES

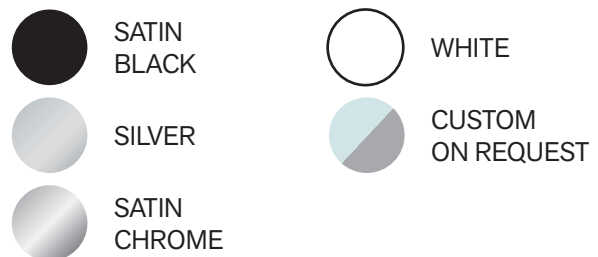
- Perfect for commercial and high-end residential premises
- All-in-one latch and deadlock with twin opposing hooks
- Metacom™ body provides excellent wear and corrosion resistance for higher traffic areas
- Stainless Steel body offers unrivalled longevity for high traffic wear and corrosion resistance near coastal regions
- Adaptable non-handed design to suit left or right sliding configurations



PRODUCT DETAILS

MATERIAL	Metacom™
FINISH	Powder coat or Satin chrome
CYLINDER	Pin Cylinder
KEEPER	DS3006 (standard) DS3006W (optional)
PRODUCT CODES	Metacom™ DS3130 - Double Lock Set <i>Int. & Ext. Cylinders</i> DS3131 - Latch Set <i>No Cylinders</i> DS3132 - Lock Set <i>Ext. Cylinder only</i> DS3135 - Lock Set <i>Int. Cylinder only</i> DS3138 - Dummy Set <i>No Cylinders</i>
CHASSIS	Twiin™

COLOURS



OPTIONS

EXTERIOR HANDLE

DS890 Metacom™ DS891 Metacom™



KEEPER

DS3006 DS3006W



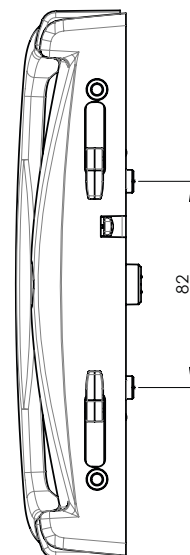
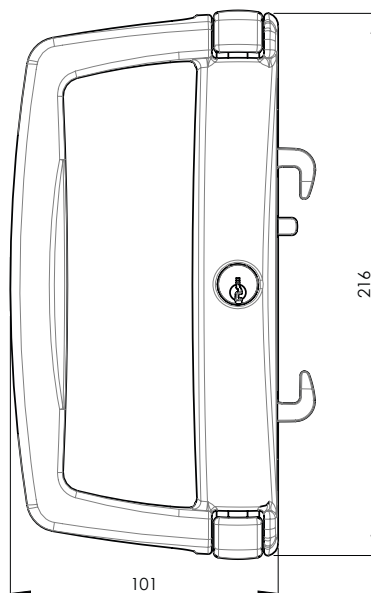
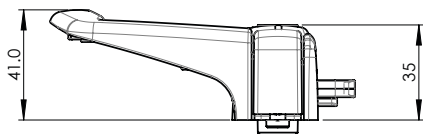
AVAILABLE PACKERS

- 9030048 - 1.3mm mill black handle packer
- 9026101MF - 6mm Zinc mill finish handle packer
- 9035115 - 6mm clear handle packer



DS3130 | TIMBARRA
Metacom™ handle on Twiin chassis

DIMENSIONS



HOW TO ORDER

LOCKSET OPTIONS	CODE	HANDLE MATERIAL	FINISH	EXTERNAL HANDLE	CYLINDER	KEEPER
Double Lock Set (Int. & Ext. Cylinders)	DS3130	Metacom™	Powder coat or Chrome	DS890 or DS892	Pin	DS3006 or DS3006W
Latch Set (No Cylinders)	DS3131	Metacom™	Powder coat or Chrome	DS891 or DS893	Cyl. Plug	DS3006 or DS3006W
Lock Set (Ext. Cylinders)	DS3132	Metacom™	Powder coat or Chrome	DS890 or DS892	Pin	DS3006 or DS3006W
Lock Set (Int. Cylinders)	DS3135	Metacom™	Powder coat or Chrome	DS891 or DS893	Pin	DS3006 or DS3006W
Dummy Set (No Cylinders)	DS3138	Metacom™	Powder coat or Chrome	DS891 or DS893	Cyl. Plug	-

DS3230 | TIMBARRA STAINLESS SLIDING PATIO DOOR LOCK

The DS3230 Timbarra Stainless Steel Twin Sliding Patio Door Lock was the first non-handed twin actuator system to be offered in the Australian market.

With a body construction option of Stainless steel for ultimate resilience, ultra smooth twin actuator function and styled with elegant curves, the Timbarra Stainless is truly a premium level door lock.

Designed for high-end sliding door applications in bespoke residential and commercial developments, the handle has been designed for optimum grabability lending a firm comfortable feel.

FEATURES

- Perfect for commercial and high-end residential premises
- All-in-one latch and deadlock with twin opposing hooks
- Stainless Steel body offers unrivalled longevity for high traffic wear and corrosion resistance near coastal regions
- Adaptable non-handed design to suit left or right sliding configurations



PRODUCT DETAILS

MATERIAL	Stainless steel
FINISH	Polished Stainless steel
CYLINDER	Pin Cylinder
KEEPER	DS3006 (standard) DS3006W (optional)
PRODUCT CODES	Stainless Steel DS3230 - Double Lock Set <i>Int. & Ext. Cylinders</i> DS3231 - Latch Set <i>No Cylinders</i> DS3238 - Dummy Set <i>No Cylinders</i>
CHASSIS	Twiin™

COLOURS



POLISHED
STAINLESS STEEL

OPTIONS

EXTERIOR HANDLE

DS890/2
Stainless Steel

DS891/2
Stainless Steel

KEEPER

DS3006

DS3006W



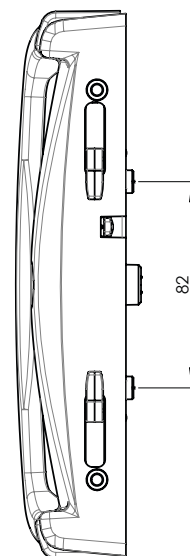
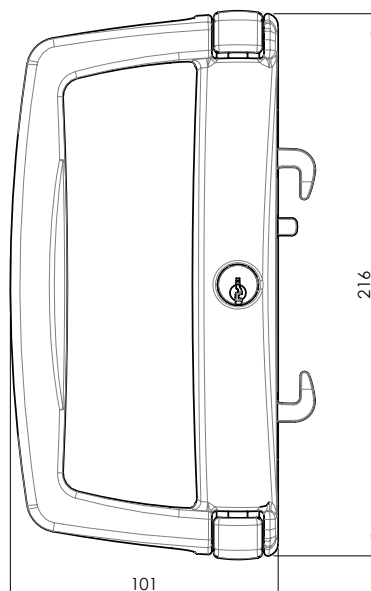
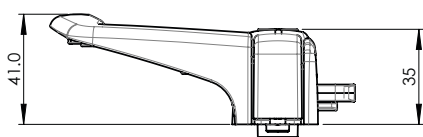
AVAILABLE PACKERS

- 9030048 - 1.3mm mill black handle packer
- 9026101MF - 6mm Zinc mill finish handle packer
- 9035115 - 6mm clear handle packer

DS3230 | TIMBARRA STAINLESS STEEL



DIMENSIONS



HOW TO ORDER

LOCKSET OPTIONS	CODE	HANDLE MATERIAL	FINISH	EXTERNAL HANDLE	CYLINDER	KEEPER
Double Lock Set (Int. & Ext. Cylinders)	DS3230	Stainless steel	Polished Stainless steel	DS890	Pin	DS3006 or DS3006W
Latch Set (No Cylinders)	DS3231	Stainless steel	Polished Stainless steel	DS891	Cyl. Plug	DS3006 or DS3006W
Dummy Set (No Cylinders)	DS3238	Stainless steel	Polished Stainless steel	DS891	Cyl. Plug	-

BELMONT | MORTICED SLIDING DOOR LOCK SET

Doric's Belmont Mortice Sliding Patio Door Lock features contemporary styled aluminium furniture, combined with a thin bodied mortice lock offering a stylish solution to the tightest of door extrusions.

Utilising a sliding security door lockbody with an anti-crash feature, the self latching function is eliminated which itself was undesired in sliding glass patio door applications. This innovation provides the same function as traditional surface mounted sliding patio locks.

A floating cam euro cylinder fits the lockbody and furniture allowing for easy keying and cylinder replacement.

FEATURES

- "D" Handle and Slim Pull with concealed fixing for a neat modern appearance
- Built in Anti Crash feature protects the lock and prevents unintentional lockouts
- Corrosion resistant powder coated Metacom™ furniture

ADVANTAGES

- Thin bodied mortice lock to fit the tightest of extrusions
- Convenient manual lock beak activation, allows the door to be opened and closed without fumbling with a latch lever
- Utilises standard Floating / Lazy Cam Euro cylinders



PRODUCT DETAILS

MATERIAL	Metacom™
FINISH	Powder coat
PRODUCT CODE	MDS2275 D-Pull Double Lockset <i>Int. & Ext. Cylinders</i> MDS2285 Slimline Double Lockset <i>Int. & Ext. Cylinders</i>
LOCKBODY	DS2215
STRIKER PACKERS	2mm 4mm
CYLINDER	Floating Cam Euro Cylinders
RECOMMENDED CYLINDERS <i>(Sold Separately)</i>	DS196NSK - 62mm DS200NSK - 70mm DS198 - 46mm

COLOURS



FUNCTION

UNLOCKED

When the snib is in the 12 o'clock position and covering the lock symbol the lockbody is unlocked.

SNIB LOCKED

Ensure the striker is engaged into the lockbody before rotating the snib 25° so that the lock symbol is shown.

DEAD LOCKED

With the striker engaged, rotate the key in the cylinder. The lockbody will be deadlocked and unable to be unsnibbed.



OPERATION

OUTSIDE

Key

Locks or unlocks lockbody to striker when striker is engaged into the lockbody (i.e. when door is closed)
- Key will lock off and override the internal snib function.

INSIDE

Snib

Locks or unlocks lockbody to striker when striker is engaged into the lock body (i.e. when door is closed).

Key

Locks or unlocks lockbody to striker when striker is engaged into the lockbody (i.e. when door is closed)
- Key will lock off and override the internal snib function.

FURNITURE RANGE

DS2275

EXTERNAL



**SLIMLINE
PULL**

INTERNAL



**D PULL GRAB
WITH SNIB**

DS2285

EXTERNAL



**SLIMLINE
PULL**

INTERNAL



**SLIMLINE PULL
WITH SNIB**

DS2275 | BELMONT MORTICED SLIDING DOOR LOCK SET

The DS2275 features an internal side D-Pull Grab handle offering excellent grip and an external side low profile Slimline Pull providing finger perch sill.

Manufactured from Doric's Metacom™ and powder coated, the furniture has been designed for excellent wear and corrosion resistance.

FEATURES

- "D" Handle and Slim Pull with concealed fixing for a neat modern appearance
- Corrosion resistant powder coated Metacom™ furniture
- Adaptable non-handed design to suit left or right sliding configurations



EXTERNAL
SLIMLINE PULL

INTERNAL
D-PULL GRAB

PRODUCT DETAILS

MATERIAL	Metacom™
FINISH	Powder coat
PRODUCT CODE	MDS2275 D-Pull Double Lockset <i>Int. & Ext. Cylinders</i>
LOCKBODY	DS2215
STRIKER PACKERS	2mm 4mm
RECOMMENDED CYLINDERS <i>(Sold Separately)</i>	DS196NSK - 62mm DS200NSK - 70mm DS198 - 46mm

COLOURS



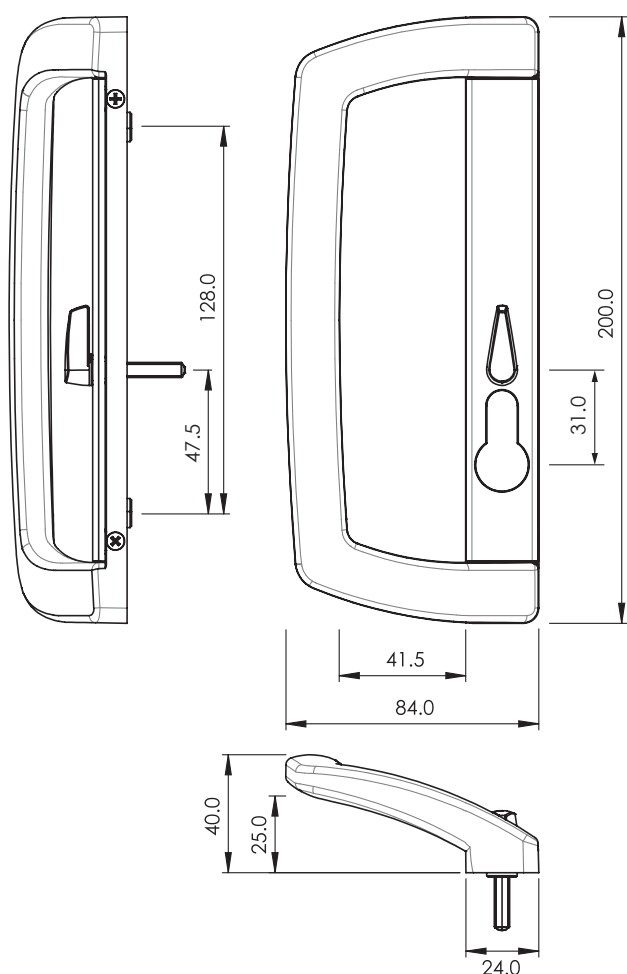
HOW TO ORDER

LOCKSET OPTIONS	INTERNAL FURNITURE	EXTERNAL FURNITURE	FINISH	LOCKBODY	STRIKER PACKERS	CYLINDER
MDS2275PC Double Lockset <i>(Int. & Ext. Cylinders)</i>	D-Pull with Snib	Slimline Pull	Powder coat	DS2215 with striker	None or 2mm or 4mm	DS200NSK or DS196NSK or DS198

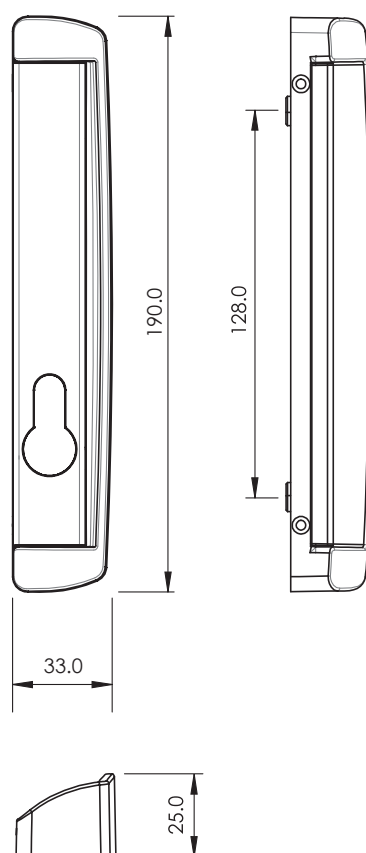
DS2275 | BELMONT

DIMENSIONS

**INTERNAL
D-Pull**
(With Snib)



**EXTERNAL
Slimline Pull**



DS2285 | BELMONT SLIMLINE MORTICED SLIDING DOOR LOCK SET

The DS2285 is the double slimline furniture option for the Belmont Morticed Sliding Door Lock Set. Both side utilising a Slimline Pull with the internal side featuring a Snib latch.

Manufactured from Doric's Metacom™ and powder coated, the furniture has been designed for excellent wear and corrosion resistance.

FEATURES

- Slimline Pull with concealed fixing for a neat modern appearance
- Corrosion resistant powder coated Metacom™ furniture
- Adaptable non-handed design to suit left or right sliding configurations



EXTERNAL
SLIMLINE PULL



INTERNAL
SLIMLINE PULL
WITH SNIB

PRODUCT DETAILS

MATERIAL	Metacom™
FINISH	Powder coat
PRODUCT CODE	MDS2285 Slimline Double Lockset <i>Int. & Ext. Cylinders</i>
LOCKBODY	DS2215
STRIKER PACKERS	2mm 4mm
RECOMMENDED CYLINDERS <i>(Sold Separately)</i>	DS196NSK - 62mm DS200NSK - 70mm DS198 - 46mm

COLOURS



SATIN BLACK



SILVER



PEARL WHITE



CUSTOM
ON REQUEST

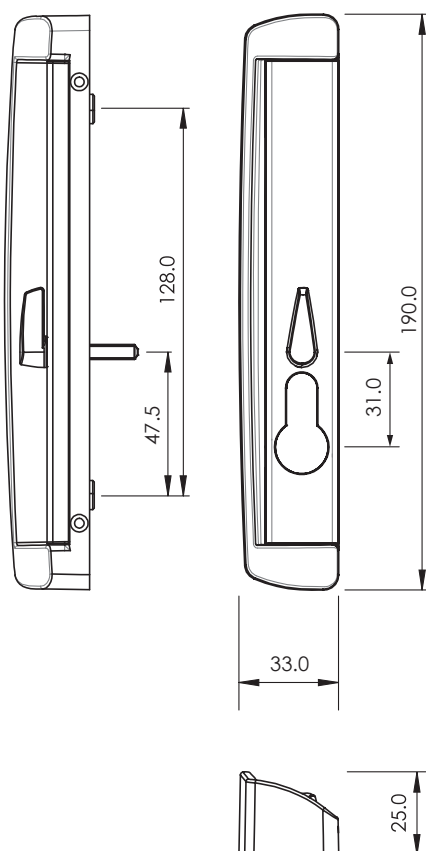
HOW TO ORDER

LOCKSET OPTIONS	INTERNAL FURNITURE	EXTERNAL FURNITURE	FINISH	LOCKBODY	STRIKER PACKERS	CYLINDER
MDS2285PC Double Lockset <i>(Int. & Ext. Cylinders)</i>	Slimline Pull with Snib	Slimline Pull	Powder coat	DS2215 with striker	None or 2mm or 4mm	DS200NSK or DS196NSK or DS198

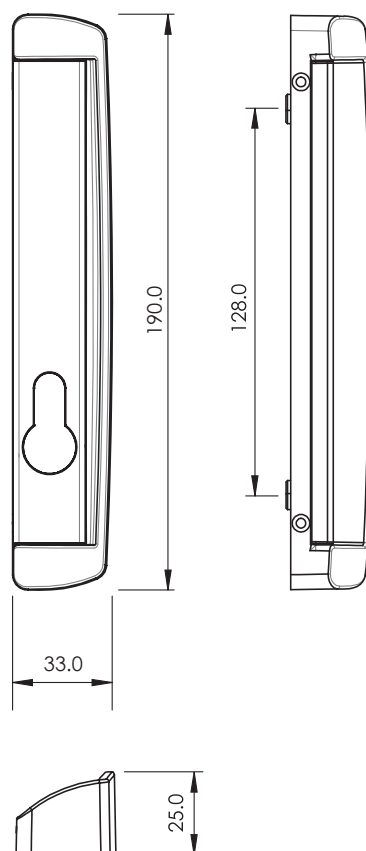
DS2285 | BELMONT

DIMENSIONS

**INTERNAL
Slimline Pull**
(With Snib)



**EXTERNAL
Slimline Pull**



DS2400 | MORTICE SLIDING PATIO DOOR LOCK RANGE

The DS2400 is a range of compatible handle and lockbody hardware with a core focus on flexibility.

With five different configurations, each with six different furniture combinations, the DS2400 is Doric's most widely customisable sliding door lock set range on offer.

FEATURES

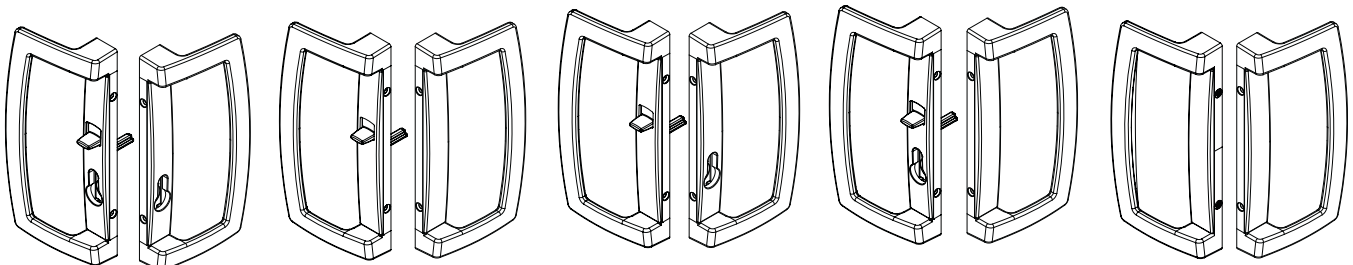
- Range of handle shapes and configurations
- Built in Anti Crash to help protect the lock and prevents damage
- Ability for snibbing
- Padlock symbol assists with indicating if furniture is locked or unlocked - non obtrusive

ADVANTAGES

- Two stage key locking
- Compatible with a range of furniture options
- Small form



SLIDING DOOR LOCKSET OPTIONS



CODED "0"
DOUBLE LOCK SET

Interior & Exterior
Cylinders

CODED "1"
LATCH SET

No Cylinders

CODED "2"
LOCK SET

Exterior Cylinder
Only

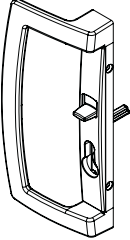
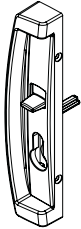
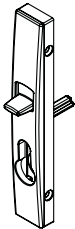



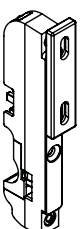
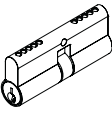
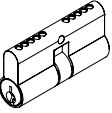
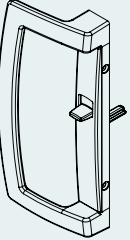
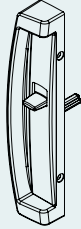
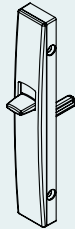




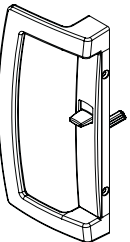
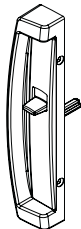
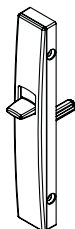



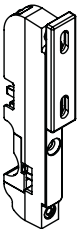
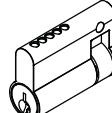
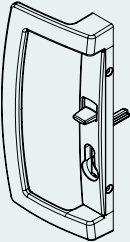
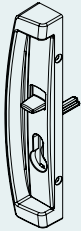
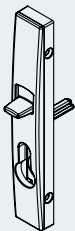



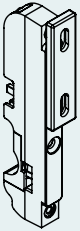
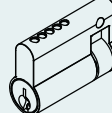
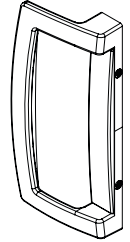
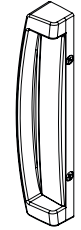
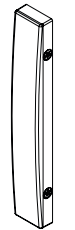

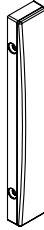
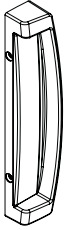
CODED "5"
LOCK SET

Interior Cylinder
Only

CODED "8"
DUMMY SET

No Cylinders

DS2400 SERIES | ORDERING OPTIONS

LOCK FUNCTION	INTERNAL FURNITURE OPTIONS			EXTERNAL FURNITURE OPTIONS			LOCK BODY W/KEEPER	CYLINDER
MDS2400 Double Lockset <i>(Internal & External cylinder)</i>								 DS200NSK  DS196NSK
MDS2401 Latch Set <i>(No cylinder)</i>								Not Required
MDS2402 Lock Set <i>(External cylinder only with internal Snib)</i>								 DS250
MDS2405 Lock Set <i>(Internal Snib & cylinder only)</i>								 DS250
MDS2408 Dummy Handle Set <i>(No cylinder)</i>							Not Required	Not Required

DS2400 | MORTICE SLIDING DOOR LOCKBODY

The DS2400 is a market leading high performance small form mortice lockbody.

The DS2400 lockbody is a single point mortice lockbody designed to provide a high level of performance, while fitting into a wide range of extrusions.

FEATURES

- Small form
- Ability for snibbing
- Anti-crash feature
- Two stage key locking
- Compatible with a range of furniture options



PRODUCT DETAILS

LOCKBODY MATERIAL	Powder coated Zinc
CYLINDER	Lazy/floating cam euro pin cylinder
STRIKE ADJUSTMENT	8mm Vertical
BACKSET	28mm

COLOURS



SILVER

TESTING

- Tested to 100,000 cycles
- Exceeded 3000N Ultimate test

COMPATIBLE FURNITURE

INTERNAL HANDLE



DS2400 PATIO FURNITURE

DS2480
SNIB LOCK
FURNITURE

VARIOUS EURO
CYLINDER
ESCUTCHEON

EXTERNAL HANDLE

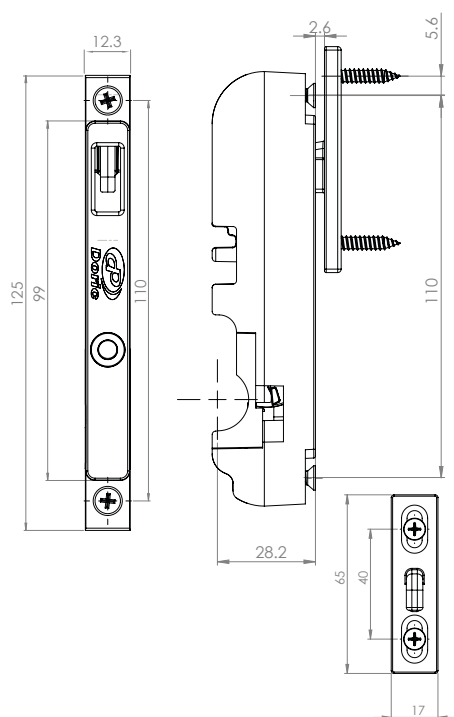


DS2400 PATIO FURNITURE

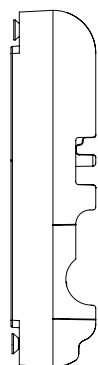
DS2400 | LOCK BODY



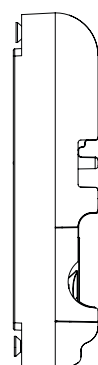
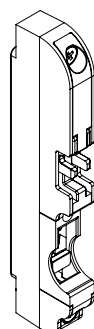
DIMENSIONS



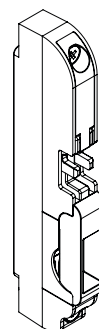
CONFIGURATIONS



LOCK VERSION



LATCH VERSION



STRIKER PACKERS



1mm
PACKER



1.8mm
PACKER



2mm
PACKER



6.3mm
PACKER



8.5mm
PACKER

HOW TO ORDER

ORDER CODE	PRODUCT CODE	STRIKER PACKERS
9047414	DS2400 Lockbody	1mm Packer - 9048069 1.8mm Packer - 9048071 2mm Packer - 9048070
9048332	DS2400 Latch Lockbody with Keeper	6.3mm Packer - 9048072 8.5mm Packer - 9048073

DS2400 | MORTICE SLIDING PATIO DOOR FURNITURE

The DS2400 furniture is a showcase of Doric's clean & contemporary aesthetic style.

The DS2400 handle range has the flexibility for various configurations and handle shapes. The patio door furniture features simple snib operation as well as a clean and contemporary aesthetic, ideal for apartment and residential application.

FEATURES

- Range of handle shapes and configurations
- Padlock symbol assists with indicating if furniture is locked or unlocked - non obtrusive
- Low profile handle shapes
- Powder coating offers high range of colour matching options



PRODUCT DETAILS

MATERIAL	Aluminium
FINISH	Powder coat
LOCKBODY	DS2400 Lockbody
CYLINDERS	DS196NSK - 62mm DS200NSK - 70mm DS250 - Half Cylinder
PRODUCT CODES	MDS2400 Double Lock Set <i>Interior & exterior cylinders</i> MDS2401 Latch Set <i>No cylinders</i> MDS2402 Lock Set <i>Exterior cylinder only</i> MDS2405 Lock Set <i>Interior cylinder only</i> MDS2408 Dummy Set <i>No cylinders</i>

COLOURS



LOCKBODY

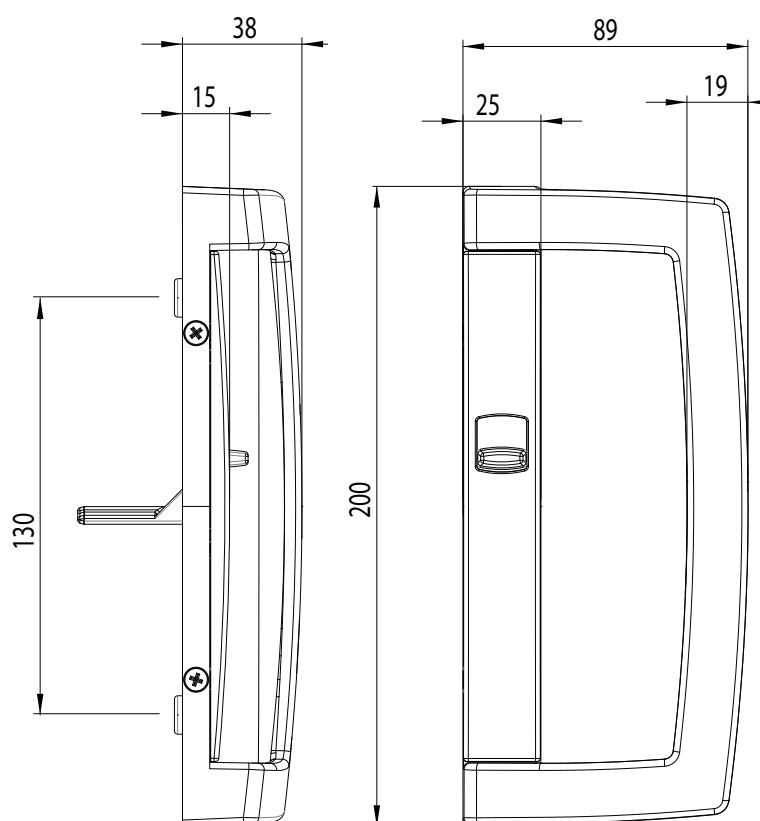
The DS2400 furniture range works exclusively with the DS2400 Lockbody, a single point mortice lock body.



DS2400 | D GRAB



DIMENSIONS



FURNITURE OPTIONS

INTERNAL:

- **DS2412** Locking - with snib and cylinder
- **DS2413** Latching - with snib only
- **DS2431** Dummy Pull - no snib or cylinder

EXTERNAL:

- **DS2428** Locking - with cylinder
- **DS2429** Dummy Pull - no cylinder

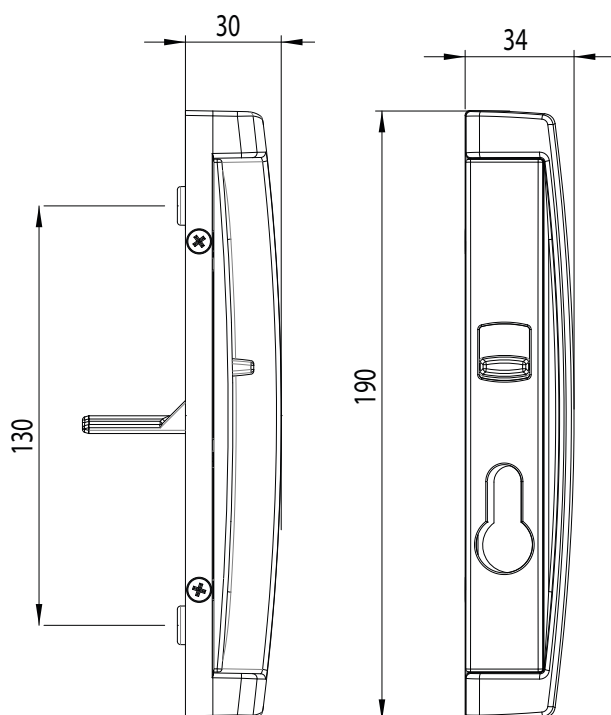
HOW TO ORDER

See DS2400 Series Ordering Options over for comprehensive how to order

DS2400 | SLIM GRAB



DIMENSIONS



FURNITURE OPTIONS

INTERNAL:

- **DS2414** Locking - with snib and cylinder
- **DS2415** Latching - with snib only
- **DS2432** Dummy Pull - no snib or cylinder

EXTERNAL:

- **DS2426** Locking - with cylinder
- **DS2427** Dummy Pull - no cylinder

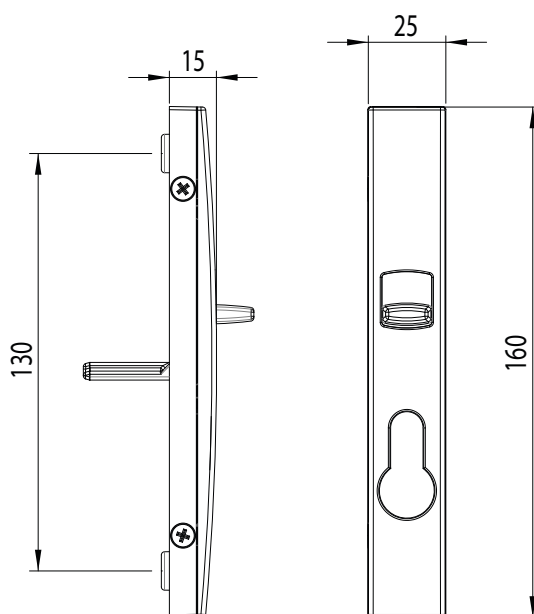
HOW TO ORDER

See DS2400 Series Ordering Options over for comprehensive how to order

DS2400 | SLIM NON GRAB



DIMENSIONS



FURNITURE OPTIONS

INTERNAL:

- **DS2416** Locking - with snib and cylinder
- **DS2417** Latching - with snib only
- **DS2433** Dummy Pull - no snib or cylinder

EXTERNAL:

- **DS2424** Locking - with cylinder
- **DS2425** Dummy Pull - no cylinder

HOW TO ORDER

See DS2400 Series Ordering Options over for comprehensive how to order

DS2480 | SNIB LOCK ESCUTCHEON FURNITURE

The DS2480 is a low profile, sleek snib lock furniture created to complement the DS2400 lockbody.

With a minimalistic design, the versatile DS2480 can be used to snib and lock either a door or window. Featuring a visible locking indicator and concealed fixing, the clean design of the furniture can be colour matched to the door, and will complement the architecture with a choice of stand alone flush pulls or decorative furniture.

FEATURES

- Can be used for both windows & doors
- Low profile design
- Visible locking indicator
- Concealed fixing
- Can be used alongside a separate D Pull



PRODUCT DETAILS

MATERIAL	Aluminium
FINISH	Powder coat
LOCKBODY	DS2400 Lockbody
CYLINDERS	Lazy/floating cam euro pin cylinder DS196NSK - 62mm DS200NSK - 70mm DS250 - Half Cylinder

COLOURS



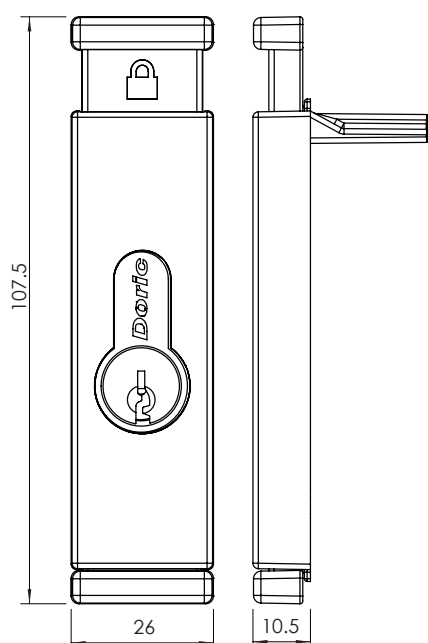
HOW TO ORDER

CODE	CONFIGURATIONS	COLOUR	CYLINDER	LOCKBODY	STRIKER PACKERS
DS2480	Internal & External or Internal only	Powder coat	DS196NSK (62mm) DS200NSK (70mm) DS250 (Half Cylinder)	DS2400	1mm 1.8mm 2mm 6.32mm 8.5mm

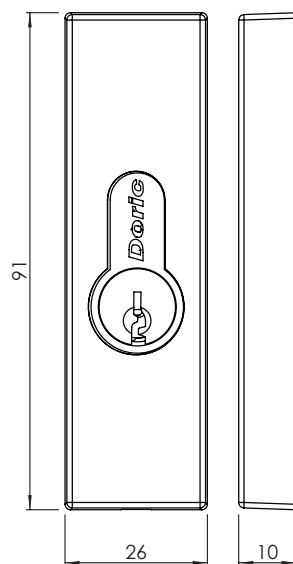
DS2480 | SNIB LOCK ESCUTCHEON



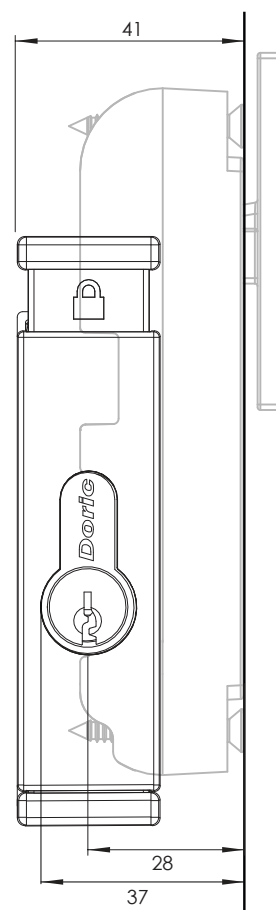
DIMENSIONS



INTERNAL



EXTERNAL



with DS2400 lockbody

DS2500 | UMBRA FLUSH MOUNT SLIDING DOOR LOCK

Suitable for aluminium and timber doors, it's discrete furniture makes the Umbra an excellent choice for external sliding doors, and it's low profile has the potential to enter within a wall cavity, out of sight.

The Umbra utilises a lockbody which is specifically designed for this lockset, built off the back of the DN1290, utilising it's counteracting twin beaks, and anti-crash feature for a strong, long lasting product.

FEATURES

- Slimline furniture profile, extends only 1.7mm out of the extrusion
- Finger pocket lip to provide firm purchase/grip
- Latching mechanism on the internal furniture
- Incorporated anti-crash feature to prevent keeper damage

ADVANTAGES

- Pin key compatible
- Perfect for 25 - 55mm extrusion range
- Non-handed design for left or right opening sliding doors
- Twin counteracting beaks provide resistance to jemmying



PRODUCT DETAILS

MATERIAL	Aluminium
FINISH	Powder coat
CYLINDER	Pin Cylinder
KEEPER	DN1291 Flush Keeper, or DN1293 Surface Keeper
PACKER	2mm Black Polesium™ packer <i>Required for extrusions: 25-29mm</i>
FIXING SCREWS	M4 x 26 to suit 25-36mm extrusion M4 x 35 to suit 36-45mm extrusion M4 x 43 to suit 45-51mm extrusion M4 x 50 to suit 51-55mm extrusion
PRODUCT CODES	DS2500 - Double Lock Set <i>Interior & exterior cylinders</i> DS2501 - Latch Set: <i>No cylinders</i> DS2502 - Lock Set: <i>Ext. cylinder</i> DS2505 - Lock Set: <i>Int. cylinder</i>
BACKSET	30mm, 40mm & 60mm
EXTRUSION WIDTH	Min: 25mm Max: 55mm

COLOURS



TESTING

- Cycle Testing: Exceeds 50,000 cycles, as per ICP 002 standard
- Ultimate Testing completed and passed

FUNCTION

When anti-crash is engaged (against the door jamb) the lockset can be latched by sliding the latch bar within the internal side's finger pocket.

The key throws the twin beaks to engage into the keeper into a deadlocked position, also operating the latch bar in the internal.



AUSTRALIAN
**GLASS &
WINDOW**
ASSOCIATION

**2023 NATIONAL
DESIGN
AWARD
WINNER**


CONFIGURATIONS

DS2500
Dbl. Lock Set
Int. & Ext. Cylinders




EXT. INT.

DS2501
Latch Set
No Cylinders



EXT. INT.

DS2502
Lock Set
Exterior Cylinders



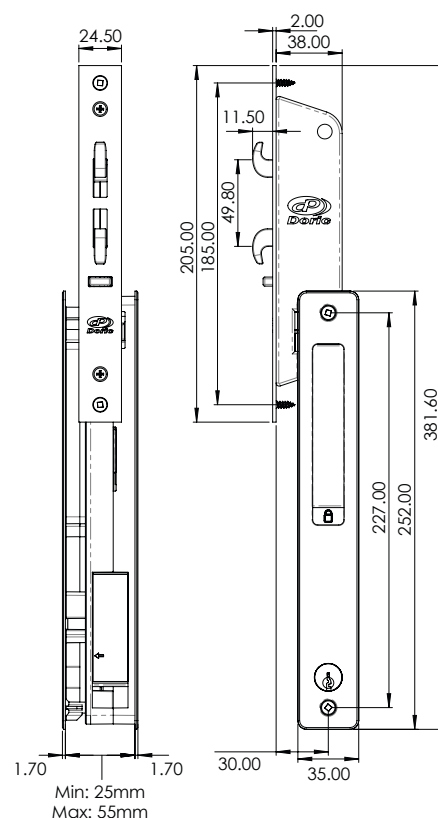
EXT. INT.

DS2505
Lock Set
Interior Cylinders



EXT. INT.

DIMENSIONS



HOW TO ORDER

LOCK SET OPTION	FINISH	CAM KIT	BACKSET	CYLINDER	KEEPER	FIXING SCREWS	KEEPER PACKER
DS2500 Double Lock Set <i>Int. & Ext. Cylinders</i>	Powder coat	Cam A: suits 25-45mm extrusion or Cam B: suits 45-55mm extrusion	30mm or 40mm or 60mm	Pin Cylinder	DN1291 Flush Keeper or DN1293 Surface Keeper	M4 x 26 M4 x 35 to suit 25-45mm extrusion	5mm Black Polesium packer to suit DN1293 Keeper
DS2501 Latch Set <i>No Cylinders</i>	Powder coat	-	30mm or 40mm or 60mm	-		M4 x 43 M4 x 50 to suit 45-55mm extrusion	or None
DS2502 Lock Set <i>Exterior Cylinder</i>	Powder coat	Cam A: suits 25-45mm extrusion or Cam B: suits 45-55mm extrusion	30mm or 40mm or 60mm	Pin Cylinder (Ext. only)			
DS2505 Lock Set <i>Interior Cylinder</i>	Powder coat	Cam A: suits 25-55mm extrusion <i>in this configuration</i>	30mm or 40mm or 60mm	Pin Cylinder (Int. only)			

EVOLUTION | SLIDING DOOR MORTICE LOCK SET RANGE

Designed by Doric to be aesthetically pleasing while tough enough to withstand the rigours of daily living.


The Evolution range for residential sliding door suites features a range of products which has been designed with easy use and simple installation in mind. The range can be kitted to your requirements or available each to be ordered standalone.

FEATURES

- Versatile set of hardware options
- Range centered around the DN1290 lockbody with twin counteracting beaks.
- Available with or without a select range of recommended handle options



HARDWARE RANGE



DS1255
Escutcheon



DN194
D Pull handle



DS575
195mm Flush Pull



DS578
240mm Flush Pull



DN350
D Pull handle



DN351
Narrow D Pull handle



DN197
Square D Pull handle

EVOLUTION RANGE | ORDERING OPTIONS

Order configured through the **MDN1290** model code.

LOCKBODY OPTIONS	INTERNAL FURNITURE	EXTERNAL FURNITURE	KEEPER OPTIONS	ESCUTCHEON	CYLINDER OPTIONS
DN1290 lockbody: 30mm or 40mm	DN194 D Pull BTB handle powder coated to suit	DN194 D Pull BTB handle powder coated to suit	DN1293 Keeper (Standard) DN1291 Slimline Keeper (Optional)	DS1255 powder coated to suit	DS197 DBL DS202 with Snib DS250 Half Euro
DN1290 lockbody: 30mm or 40mm	DN194 D Pull Single sided handle powder coated to suit	DS575 Flush Pull powder coated to suit DS575 Flush Pull Stainless steel	DN1293 Keeper (Standard) DN1291 Slimline Keeper (Optional)	DS1255 powder coated to suit DS1255 Stainless steel	DS197 DBL DS202 with Snib DS250 Half Euro
DN1290 lockbody: 30mm or 40mm	DN194 D Pull Single sided handle powder coated to suit	DS578 240mm Flush Pull powder coated to suit	DN1293 Keeper (Standard) DN1291 Slimline Keeper (Optional)	DS1255 powder coated to suit	DS197 DBL DS202 with Snib DS250 Half Euro
DN1290 lockbody: 30mm or 40mm	DN197 SQ offset D Pull BTB handle powder coat <i>or</i> Stainless steel	DN197 SQ offset D Pull BTB handle powder coat <i>or</i> Stainless steel	DN1293 Keeper (Standard) DN1291 Slimline Keeper (Optional)	DS1255 powder coated to suit DS1255 Stainless steel	DS197 DBL DS202 with Snib DS250 Half Euro
DN1290 lockbody: 30mm or 40mm	DN350 D Pull BTB handle powder coated to suit	DN350 D Pull BTB handle powder coated to suit	DN1293 Keeper (Standard) DN1291 Slimline Keeper (Optional)	DS1255 powder coated to suit	DS197 DBL DS202 with Snib DS250 Half Euro
DN1290 lockbody: 30mm or 40mm	DN351 D Pull Narrow Style BTB handle powder coated to suit	DN351 D Pull Narrow Style BTB handle powder coated to suit	DN1293 Keeper (Standard) DN1291 Slimline Keeper (Optional)	DS1255 powder coated to suit	DS197 DBL DS202 with Snib DS250 Half Euro

DN1290 | EVOLUTION MORTICE LOCKBODY

The DN1290 is a strong, versatile lockbody which can be coupled with a variety of furniture. It is an affordable, easy to install lockset that is ideal for residential living.

Available in 30mm or 40 mm back set, features twin counteracting beaks to engage an all metal catch plate, providing resistance to jemmying and restrain the door against being lifted externally from its rails.

FEATURES

- Twin counteracting beaks provide resistance to jemmying
- Incorporates an anti-crash feature to prevent keeper damage



PRODUCT DETAILS

MATERIAL	Aluminium
FINISH	Stainless steel faceplate with powder coated black body
BACKSETS	Available: 30mm; 40mm
CYLINDER	Fixed cam floating/pin cylinder
KEEPER	DN1291 Flush Keeper, or DN1293 Surface Keeper

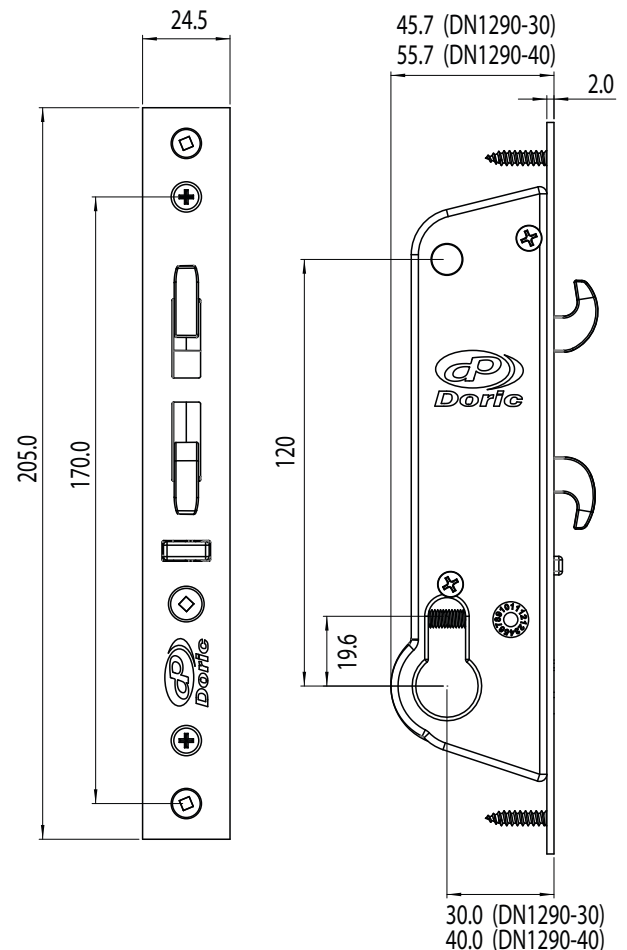
TESTING

- DN1290 Performance tested to 50,000 cycles

HOW TO ORDER

ORDER CODE	PRODUCT
9052797	DN1290 with 30mm Backset
9052798	DN1290 with 40mm Backset

DIMENSIONS



DS1255 | EVOLUTION ESCUTCHEON

Architecturally elegant escutcheon design offering a bold yet subtle aesthetic. An attractive surround cover for any euro profile cylinder.

The pop-off removable cover hides the fixing screws and base. Available with a Stainless steel or Powder coat finish.

FEATURES

- Discreet low profile design
- Aluminium or Stainless steel outer shell
- Available in the standard & custom powder coat or colours, Stainless steel finish
- Suits euro cylinder profile



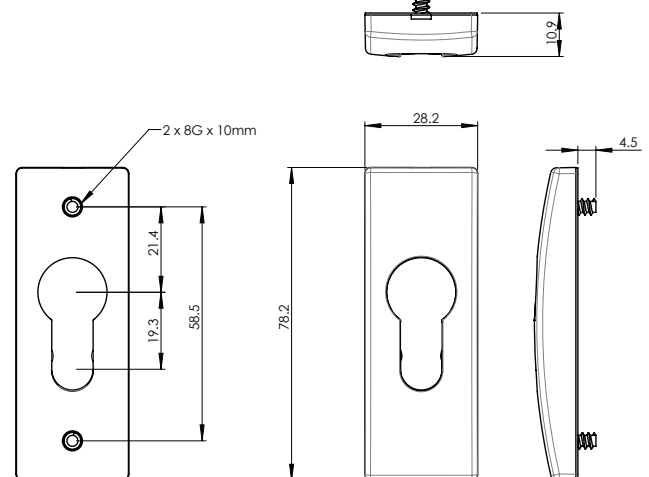
PRODUCT DETAILS

MATERIAL	Aluminium or Stainless steel outer shell
FINISH	Aluminium: Powder coat Stainless steel: Satin Stainless steel
CYLINDER	Euro cylinder profile
RECOMMENDED LOCKBODIES	DN1290/30 Evolution Lockbody DN1290/40 Evolution Lockbody
RECOMMENDED CYLINDERS	DS197 - 70mm 5 Pin Cylinder DS202 - 70mm 5 Pin Cylinder /Turn DS250 - 5 Pin Half Cylinder DS1266 - 62mm 5 Pin Cylinder /Turn DS1272 - 62mm 5 Pin Cylinder

COLOURS



DIMENSIONS



HOW TO ORDER

ORDER CODE	PRODUCT	FINISH
MDS1255	DS1255	Powder coat
9051772	DS1255SS	Stainless Steel

DN194 | EVOLUTION D-PULL ENTRANCE HANDLE

The DN194 D Pull is an elegant architectural styled pull handle ideal for residential living and forms part of the Evolution Door Hardware Range.

Designed for ease of use and simple to install, the DN194 can be installed on hinged and sliding entry doors including timber doors.

The DN194 can be easily kitted with the DN1290 Mortice Lockbody and DS1255 Escutcheon for a great entry lockset combination.

FEATURES

- Corrosion Resistant - Manufactured from Aluminium and powder coated offers a high degree for a quality long lasting handle
- Design Compatibility - Perfect for sliding door applications when coupled with a DS575 or DS578 Flush Pull where an external screen door is included
- Quality Powder Coating - DN194 is available in Satin Black or can be powder coated to requirements upon request



PRODUCT DETAILS

MATERIAL	Aluminium
FINISH	Powder coat
FIXINGS	M6x60mm & M6x70mm screws supplied including Locators, and Allen Keys
CENTRE TO CENTRE	270mm hole pitching
RECOMMENDED LOCKBODIES	DN1290/30 Evolution Lockbody DN1290/40 Evolution Lockbody
RECOMMENDED CYLINDERS	DS197; DS202; DS250
RECOMMENDED FURNITURE	DS1255 Escutcheon

COLOURS

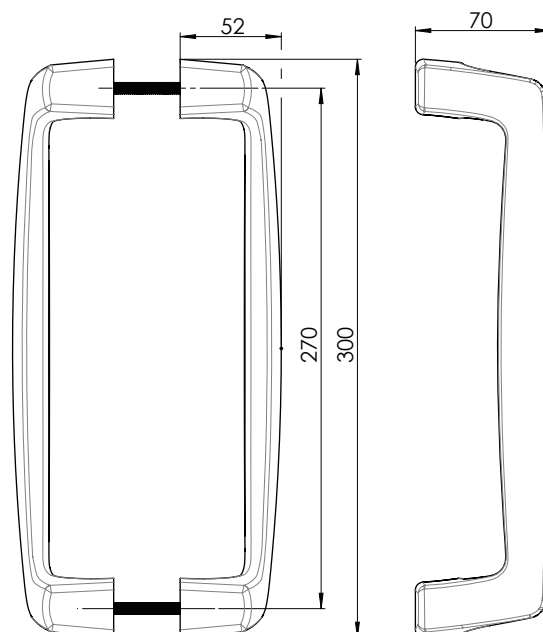


SATIN
BLACK



CUSTOM AVAILABLE
ON REQUEST

DIMENSIONS



HOW TO ORDER

CODE	KIT	FINISH
MDN194	Single-sided D Pull, or Back-to-Back Kit	Powder coat

DN350 | D PULL HANDLE

The DN350 D Pull is bold architecturally styled entrance handle for hinged and sliding doors. Tough enough to withstand the rigours of daily living.

Choose either a BTB (Back to back) interior/exterior handle set or single sided interior which can be kitted with an exterior DS575 flush pull for applications where an exterior screen door is installed.

FEATURES

- Bold architectural styling
- Available as single sided or in back-to-back kit
- Manufactured from aluminium and powder coated to offer a high degree corrosion resistance
- Quality powder coating - Available in Satin Black or can be powder coated to requirements upon request



PRODUCT DETAILS

MATERIAL	Aluminium
FINISH	Powder coat
FIXINGS	M6x60mm & M6x70mm screws supplied including Locators, and Allen Keys
CENTRE TO CENTRE	270mm hole pitching
RECOMMENDED LOCKBODIES	DN1290/30 Evolution Lockbody DN1290/40 Evolution Lockbody
RECOMMENDED CYLINDERS	DS197; DS202; DS250
RECOMMENDED FURNITURE	DS1255 Escutcheon

COLOURS

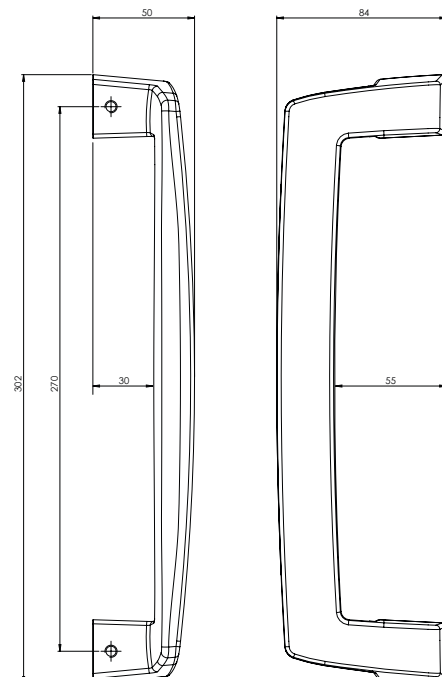


SATIN
BLACK



CUSTOM AVAILABLE
ON REQUEST

DIMENSIONS



HOW TO ORDER

CODE	KIT	FINISH
MDN350	Single-sided D Pull, or Back-to-Back Kit	Powder coat

DN351 | NARROW STYLE D PULL HANDLE

Tough enough to withstand the rigours of daily living, the DN351 is designed as the narrow style version of the DN350 where a slimline fit is required.

Suitable for residential sliding and hinged door suites, the range can be kitted with the DN1290 or available for stand alone order.

FEATURES

- Bold architectural styling
- Available as single sided or in back-to-back kit
- Manufactured from aluminium and powder coated to offer a high degree corrosion resistance
- Narrow style design of the DN350
- Quality powder coating - Available in Satin Black or can be powder coated to requirements upon request



PRODUCT DETAILS

MATERIAL	Aluminium
FINISH	Powder coat
FIXINGS	M6x60mm & M6x70mm screws supplied including Locators, and Allen Keys
CENTRE TO CENTRE	270mm hole pitching
RECOMMENDED LOCKBODIES	DN1290/30 Evolution Lockbody DN1290/40 Evolution Lockbody
RECOMMENDED CYLINDERS	DS197; DS202; DS250
RECOMMENDED FURNITURE	DS1255 Escutcheon

COLOURS

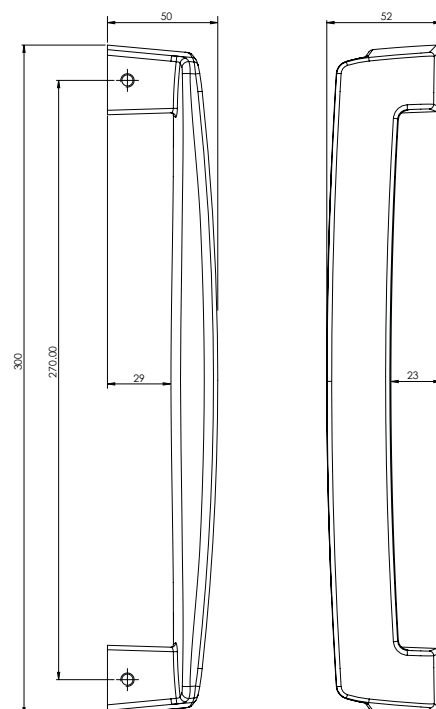


SATIN
BLACK



CUSTOM AVAILABLE
ON REQUEST

DIMENSIONS



HOW TO ORDER

CODE	KIT	FINISH
MDN350	Single-sided D Pull, or Back-to-Back Kit	Powder coat

DN197 | OFFSET STAINLESS STEEL HANDLE

Durable and aesthetically pleasing, the DN197 will make a great addition to any hinged or sliding door.

Manufactured with High Grade 304 stainless steel, the versatile DN197 Offset Pull Handle is suitable for a range of timber and aluminium doors in both hinged, sliding applications.

FEATURES

- Corrosion Resistant - Manufactured from 304 Stainless steel and powder coated offers a high degree for a quality long lasting handle
- Design Compatibility - Perfect for sliding door applications when coupled with a DS575 or DS578 Flush Pull where an external screen door is included



PRODUCT DETAILS

APPLICATION	Suits aluminium, glass & timber doors
MATERIAL	304 Stainless steel tube
FINISH	Powder coat , or Satin stainless steel
FIXINGS	Back to back fixings supplied
CENTRE TO CENTRE	300mm; 400mm; 600mm

TESTING

- Salt spray tested to 100,000 hours

HOW TO ORDER

CODE	FINISH	HEIGHT
MDN197	Standard Powder Coat Non-Standard Powder Coat Stainless Steel Finish	425 mm, 325 mm, 625 mm,

COLOURS



POWDER COAT
BLACK

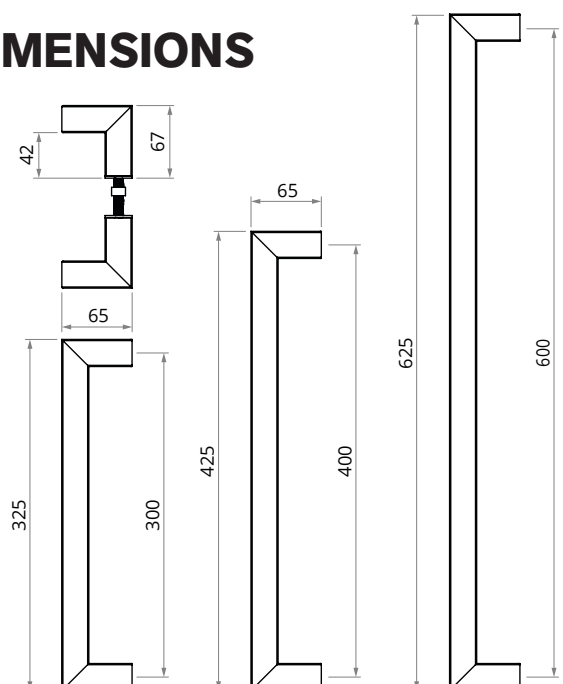


CUSTOM ON
REQUEST



STAINLESS
STEEL

DIMENSIONS



DS575 | EVOLUTION 195mm FLUSH PULL

The Doric DS575 Flush Pull offers architecturally styled low profile design to suit aluminium sliding door frames, as well as suitable sliding windows. It offers a near flush surface, raising only 2mm from the extrusion.

The DS575 is currently available in two options: aluminium with powder coated colour finish; and 316 Stainless steel with a satin finish; both offering a superior longevity for environments by the coast or in-land.

FEATURES

- High corrosion resistance
- Low profile style
- Non-handed design



DS575
195mm Flush Pull



DS575SS
195mm Flush Pull

PRODUCT DETAILS

MATERIALS	DS575: Aluminium DS575SS: 316 Stainless steel
FINISHES	DS575: Powder coat DS575SS: Satin Stainless steel
CODES	DS575 DS575SS
APPLICATION	Aluminium sliding doors and windows

COLOURS



SATIN BLACK

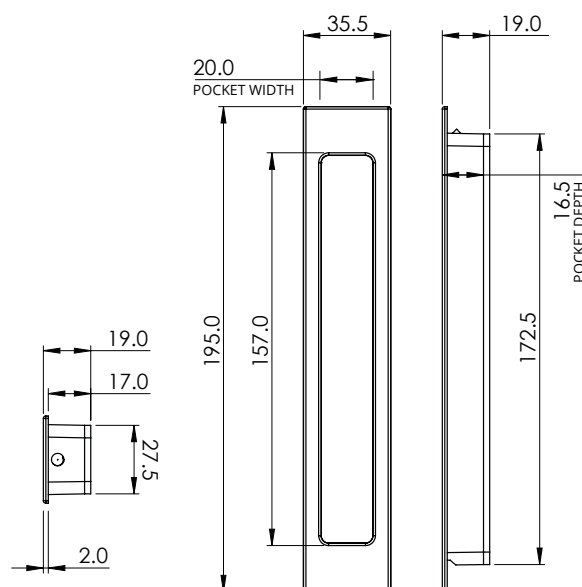


CUSTOM
ON REQUEST



SATIN STAINLESS
STEEL

DIMENSIONS



HOW TO ORDER

CODE	PRODUCT	MATERIAL	FINISH
MDS575	DS575	Aluminium	Powder Coat
9048639	DS575SS	Stainless steel	Satin Stainless Steel

DS578 | EVOLUTION 240mm FLUSH PULL

The Doric DS578 Flush Pull offers architecturally styled low profile design to suit aluminium sliding door frames, as well as suitable sliding windows. It offers a near flush surface, raising only 2mm from the extrusion.

Manufactured from aluminium and available with a powder coated colour finish, the DS578 offers superior longevity near coastal environments or in-land and country settings.

FEATURES

- High corrosion resistance
- Low profile style
- Non-handed design



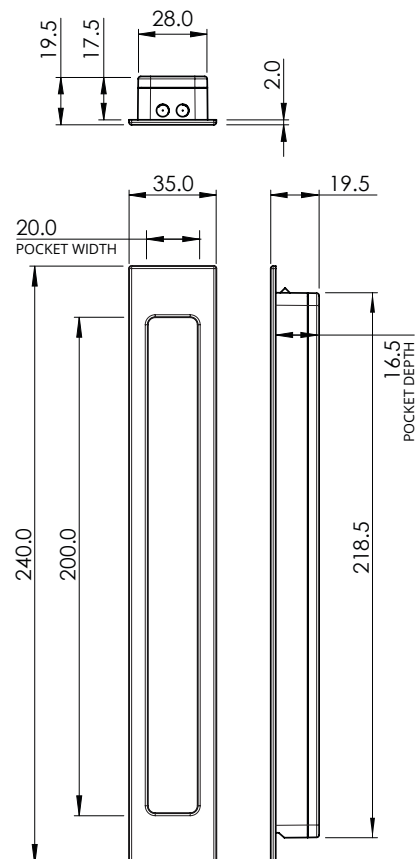
PRODUCT DETAILS

MATERIALS	Aluminium
FINISHES	Powder coat
CODES	DS578
APPLICATION	Aluminium sliding doors and windows

COLOURS



DIMENSIONS



HOW TO ORDER

CODE	PRODUCT	MATERIAL	FINISH
MDS578	DS578	Aluminium	Powder Coat

DS2250 | STERLING MORTICE LOCK SET

The DS2250 is a self latching lockset which allows the homeowner to latch the door by simply shutting it. The handle design features sleek and stylish addition to timber or aluminium sliding doors.

The DS2250 Sterling Mortice Lockset is suitable for use on aluminium and timber doors. Sleek and stylish aesthetics, the DS2250 is the perfect addition to timber sliding doors. Featuring an internal and external 2 stage locking option, users can see the lock status through an internal lock indicator.

FEATURES

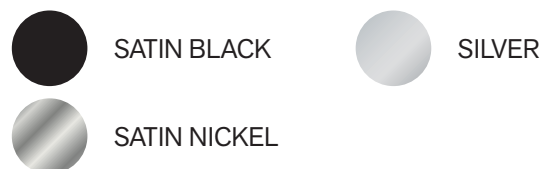
- Deadlock and snib function
- Locked/unlocked internal indicator
- Sleek and stylish aesthetics
- Non handed
- Self-latching lock mechanism
- Suits timber and aluminium sliding doors



PRODUCT DETAILS

FURNITURE MATERIAL	Metacom™
FINISH	Powder coat or Satin Nickel
LOCK BODY	DS2200 Lock Body included
BACKSET	28mm
CYLINDER	DS196NSK - 62mm Floating/Lazy cam euro cylinder DS200NSK - 70mm Floating/Lazy cam euro cylinder
PRODUCT CODES	MDS2250 Double Lock Set <i>Interior & exterior cylinders</i>
EXTRUSION WIDTH	Min. 45mm Max. 55mm

COLOURS



TESTING

- Cycle Testing: Exceeds 50,000 cycles, as per ICP 002 standard
- Ultimate Force Test: Exceeds 3000N of force with DS2200 mortice lock with standard keeper

HOW TO ORDER

LOCKSET OPTIONS	FINISH	LOCKBODY	CYLINDER
MDS2250 Double Lock Set (Int. & Ext. cylinders)	Powder coat: Satin Black or Powder coat: Silver or Satin Nickel	DS2200	DS196NSK or DS200NSK

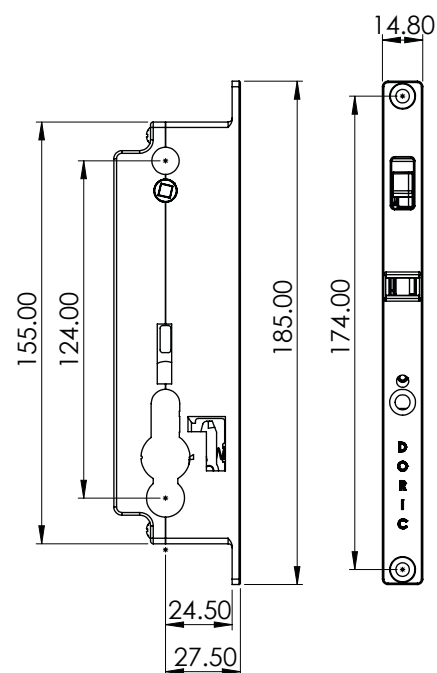
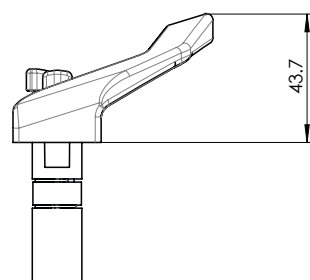
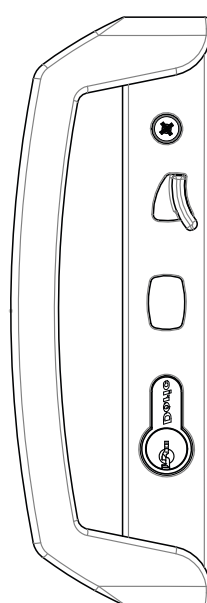
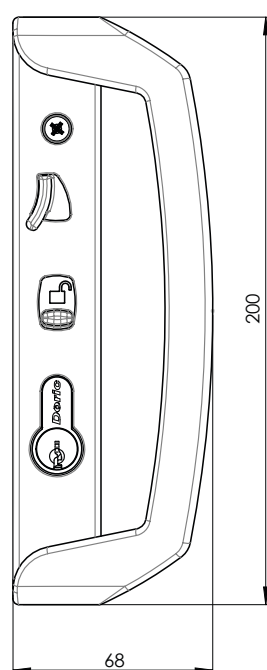
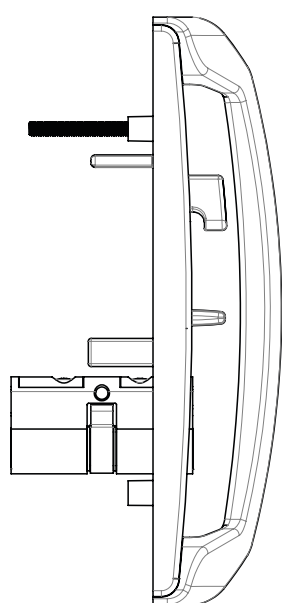
DS2250 | STERLING

DIMENSIONS

INTERNAL VIEW

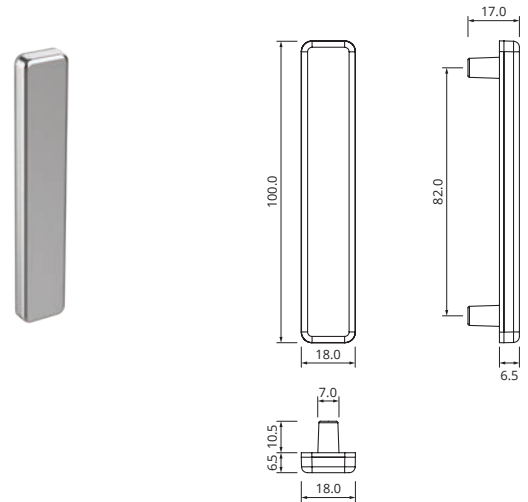
EXTERNAL VIEW

DS2200 MORTICE LOCKBODY



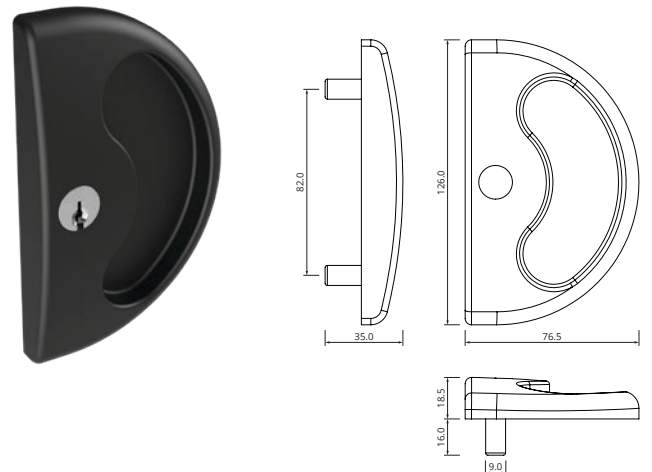
DS9/SS | EXTERNAL DOOR PLATE

APPLICATION	Suits Advant, Biio™ & Twiin™ Series
MATERIAL	Stainless steel
FINISH	Powder coat
FIXINGS	M5 screws <i>(Not included)</i>
HOLE PITCH	82mm centre-to-centre
ORDER CODE	MDS9-2



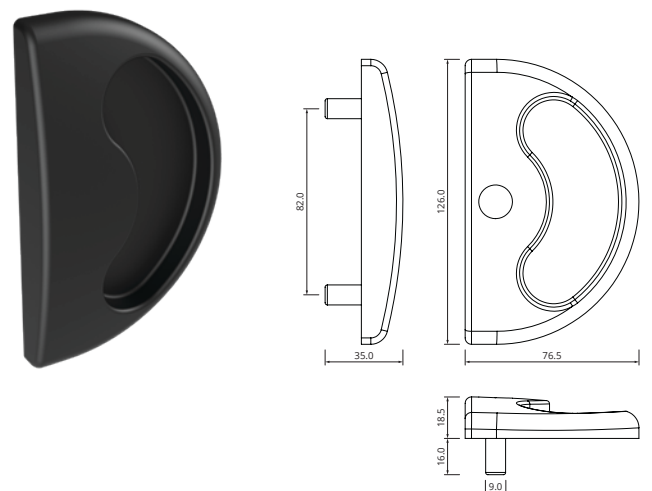
DS840 | LOW PROFILE PLATE - CYLINDER HOLE

APPLICATION	Suits Advant, Biio™ & Twiin™ Series
MATERIAL	Polesium™
FINISH	Powder coat or Mill finish
FIXINGS	M5 screws <i>(Not included)</i>
HOLE PITCH	82mm centre-to-centre
CYLINDER	Suits DS155 pin and DS154 wafer
ORDER CODE	MDS840



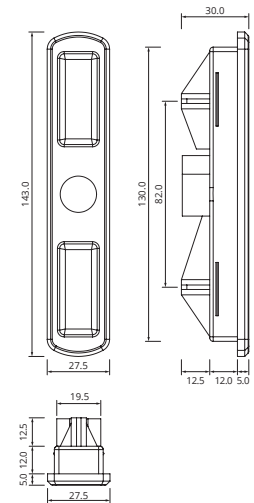
DS841 | LOW PROFILE PLATE - NO CYLINDER HOLE

APPLICATION	Suits Advant, Biio™ & Twiin™ Series
MATERIAL	Polesium™
FINISH	Powder coat or Mill finish
FIXINGS	M5 screws <i>(Not included)</i>
HOLE PITCH	82mm centre-to-centre
ORDER CODE	MDS841



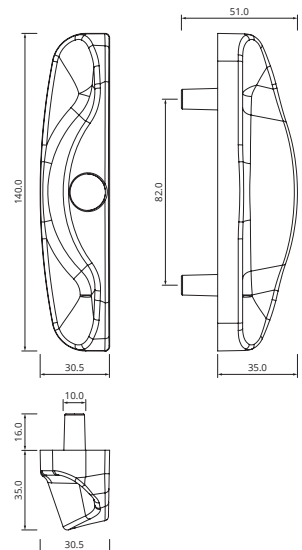
DS888 | MORTICED PULL HANDLE - CYLINDER HOLE

APPLICATION	Suits Advant, Biio™ & Twin™ Series
MATERIAL	Polesium™
FINISH	Powder coat or Mill finish
FIXINGS	M5 screws <i>(Not included)</i>
HOLE PITCH	82mm centre-to-centre
CYLINDER	Suits DS155 pin and DS154 wafer
ORDER CODE	MDS888



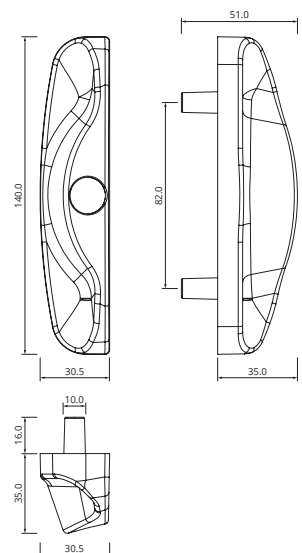
DS890 | LAYBACK HANDLE - CYLINDER HOLE

APPLICATION	Suits Advant, Biio™ & Twin™ Series
MATERIAL	Metacom™
FINISH	Powder coat
FIXINGS	M5 screws <i>(Not included)</i>
HOLE PITCH	82mm centre-to-centre
CYLINDER	Suits DS155 pin and DS154 wafer
LAYBACK	15 degrees
ORDER CODE	MDS890



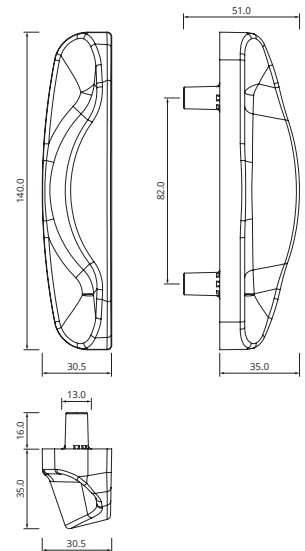
DS890/2 | LAYBACK HANDLE - CYLINDER HOLE

APPLICATION	Suits Advant, Biio™ & Twin™ Series
MATERIAL	316 Stainless steel
AVAILABLE FINISH	Powder coat, Satin stainless steel, Satin chrome plated
FIXINGS	M5 screws <i>(Not included)</i>
HOLE PITCH	82mm centre-to-centre
CYLINDER	Suits DS155 pin and DS154 wafer
LAYBACK	15 degrees
ORDER CODE	MDS890-2



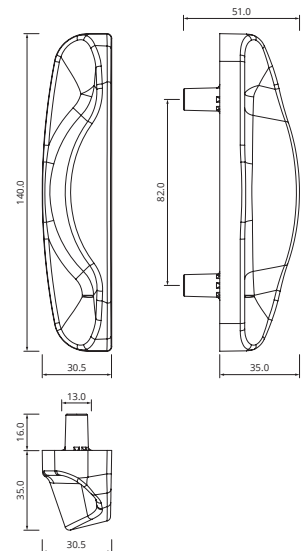
DS891 | LAYBACK HANDLE - NO CYLINDER HOLE

APPLICATION	Suits Advant, Biio™ & Twin™ Series
MATERIAL	Metacom™
FINISH	Powder coat
FIXINGS	M5 screws <i>(Not included)</i>
HOLE PITCH	82mm centre-to-centre
LAYBACK	15 degrees
ORDER CODE	MDS891



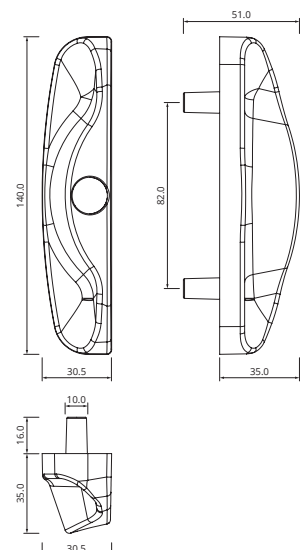
DS891/2 | LAYBACK HANDLE - NO CYLINDER HOLE

APPLICATION	Suits Advant, Biio™ & Twin™ Series
MATERIAL	316 Stainless steel
AVAILABLE FINISH	Powder coat, Satin chrome or Satin nickel
FIXINGS	M5 screws <i>(Not included)</i>
HOLE PITCH	82mm centre-to-centre
LAYBACK	15 degrees
ORDER CODE	MDS891-2



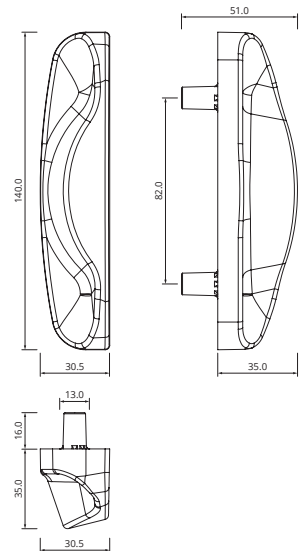
DS892 | LAYBACK HANDLE - CYLINDER HOLE

APPLICATION	Suits Advant, Biio™ & Twin™ Series
MATERIAL	Polesium™
FINISH	Powder coat or Mill finish
FIXINGS	M5 screws <i>(Not included)</i>
HOLE PITCH	82mm centre-to-centre
CYLINDER	Suits DS155 pin and DS154 wafer
LAYBACK	15 degrees
ORDER CODE	MDS892



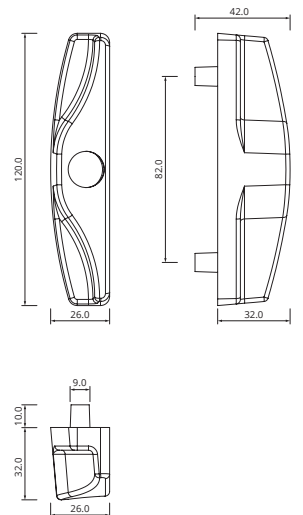
DS893 | LAYBACK HANDLE - NO CYLINDER HOLE

APPLICATION	Suits Advant, Biio™ & Twiin™ Series
MATERIAL	Polesium™
FINISH	Powder coat or Mill finish
FIXINGS	M5 screws <i>(Not included)</i>
HOLE PITCH	82mm centre-to-centre
LAYBACK	15 degrees
ORDER CODE	MDS893



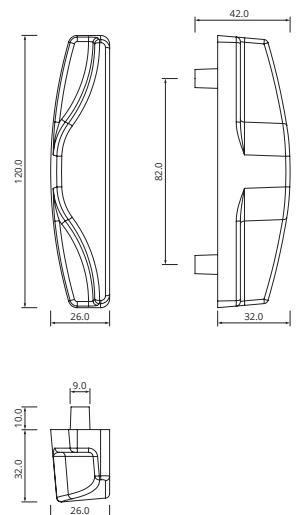
DS894 | LOWER PROFILE LAYBACK HANDLE - CYLINDER HOLE

APPLICATION	Suits Advant, Biio™ & Twiin™ Series
MATERIAL	Metacom™
FINISH	Powder coat
FIXINGS	M5 screws <i>(Not included)</i>
HOLE PITCH	82mm centre-to-centre
CYLINDER	Suits DS155N pin only
LAYBACK	7 degrees
ORDER CODE	MDS894



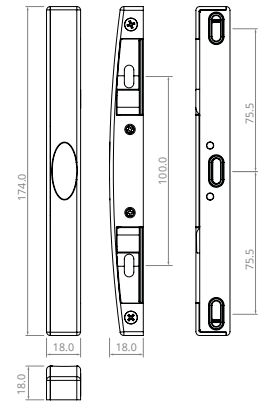
DS895 | LOWER PROFILE LAYBACK HANDLE - NO CYLINDER HOLE

APPLICATION	Suits Advant, Biio™ & Twiin™ Series
MATERIAL	Metacom™
FINISH	Powder coat
FIXINGS	M5 screws <i>(Not included)</i>
HOLE PITCH	82mm centre-to-centre
LAYBACK	7 degrees
ORDER CODE	MDS895



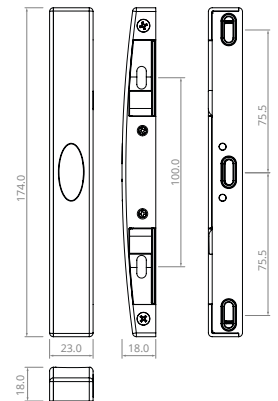
DS2006 | KEEPER

APPLICATION	Biio™ Series, Twiin™ Series
MATERIAL	Metacom™ cover & chassis
FINISH	Powder coat
FIXINGS	Dual
ADJUSTMENT	9mm vertical & 6mm horizontal
STAND OFF	19mm
PACKER	9110870 : 5mm Black 9110871 : 2mm Black
ORDER CODE	MDS2006



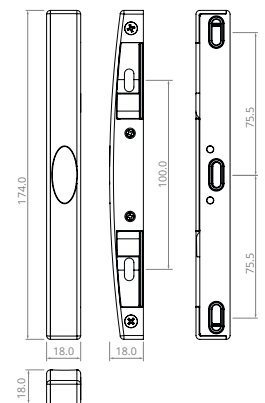
DS2006W | WIDE KEEPER

APPLICATION	Biio™ Series, Twiin™ Series
MATERIAL	Metacom™ cover & chassis
FINISH	Powder coat
FIXINGS	Dual
ADJUSTMENT	9mm vertical & 6mm horizontal
STAND OFF	19mm
PACKER	9041047 - 1.8mm x 9.3mm clear 9040777 - 1.4mm x 13.4mm clear
ORDER CODE	MDS2006W



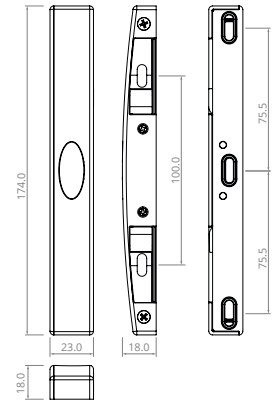
DS2016 | KEEPER

APPLICATION	Biio™ Series, Twiin™ Series
MATERIAL	Polesium™ cover & Metacom™ chassis
FINISH	Powder coat or Mill finish
FIXINGS	Dual
ADJUSTMENT	9mm vertical & 6mm horizontal
STAND OFF	19mm
ORDER CODE	MDS2016



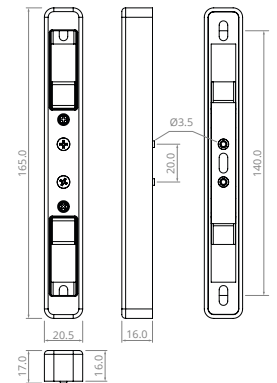
DS2016W | WIDE KEEPER

APPLICATION	Biio™ Series, Twin™ Series
MATERIAL	Polesium™ cover & Metacom™ chassis
FINISH	Powder coat or Mill finish
FIXINGS	Dual
ADJUSTMENT	9mm vertical & 6mm horizontal
STAND OFF	19mm
PACKER	9041047 - 1.8mm x 9.3mm clear
ORDER CODE	MDS2016W



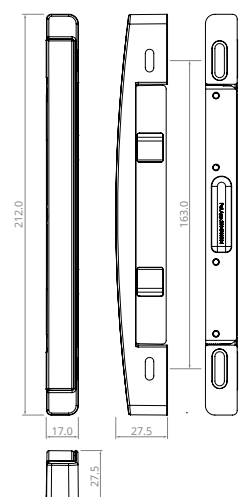
DS2026 | KEEPER

APPLICATION	Biio™ Series, Twin™ Series
MATERIAL	Polesium™ cover & Metacom™ chassis
FINISH	Powder coat or Mill finish
FIXINGS	In-line fixing
ADJUSTMENT	7mm vertical & 6mm horizontal
STAND OFF	19mm
ORDER CODE	MDS2026



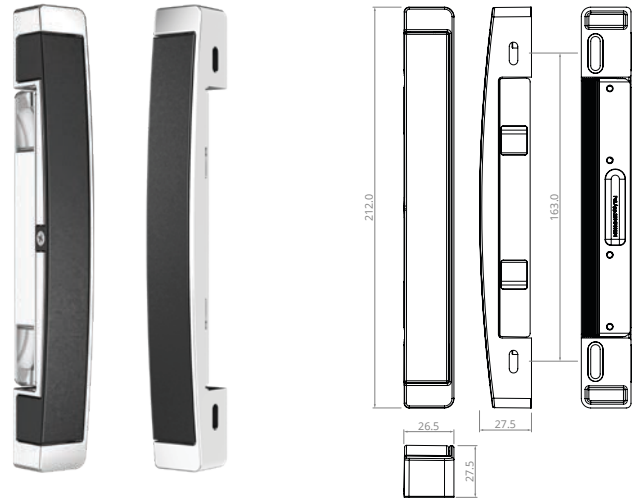
DS3006 | KEEPER

APPLICATION	Twin™ Series
MATERIAL	Metacom™ cover & chassis
FINISH	Powder coat, Satin chrome plated, Bright chrome plated or Satin nickel
FIXINGS	Dual
ADJUSTMENT	10mm vertical & 6mm horizontal
PACKER	9033711 - 3mm thick clear 9051338 - narrow 3mm thick clear
ORDER CODE	MDS3006



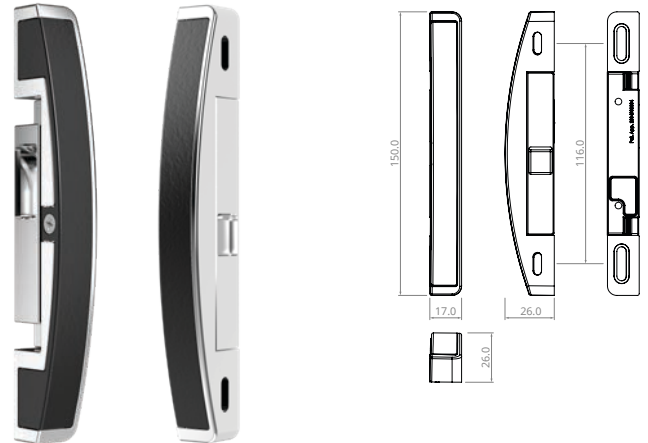
DS3006W | WIDE KEEPER

APPLICATION	Twii™ Series
MATERIAL	Metacom™ cover & chassis
FINISH	Powder coat, or Satin chrome
FIXINGS	Dual
ADJUSTMENT	10mm vertical & 6mm horizontal
ORDER CODE	MDS3006W



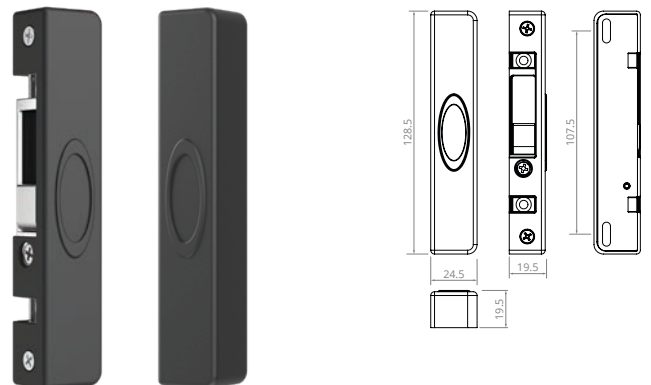
DS4000 | KEEPER

APPLICATION	Advant and Universal OEM series
MATERIAL	Metacom™ cover & chassis
FINISH	Powder coat
FIXINGS	Dual
ADJUSTMENT	10mm vertical & 6mm horizontal
PACKER	9034443 - 3mm clear
ORDER CODE	MDS4000



DS5004 | EXTRA WIDE KEEPER

APPLICATION	Universal OEM series
MATERIAL	Polesium™ cover & Metacom™ chassis
FINISH	Powder coat or Mill finish
FIXINGS	Cross Fixing
ADJUSTMENT	8mm vertical & 10mm horizontal
PACKER	9041049 - 8mm clear
ORDER CODE	MDS5004



ADVANT | SLIDING DOOR KEEPER

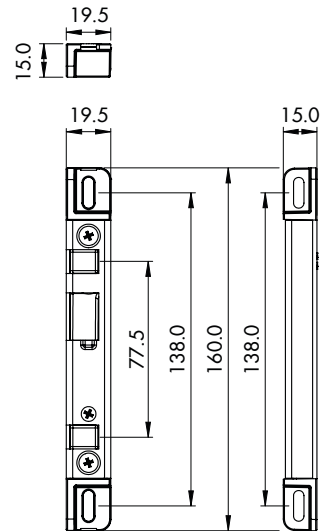
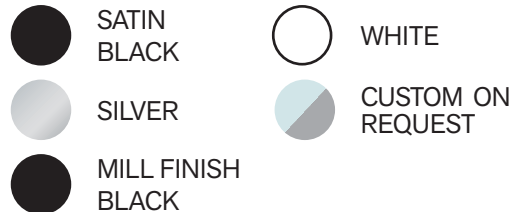
Doric's DS5010 and DS5011 Sliding Door Keeper utilise the same strong chassis with an improved and refined adjustment mechanism to complement the market-leading Universal OEM and Advant series sliding door lock ranges. Bulk order customers can tailor the hardware with a custom branded lens badge added to the cover.

FEATURES

- Strong, robust chassis design exceeding 3000N in Ultimate Force Test
- More reliably retain its fixed adjustment
- Bespoke lens badge applied over Doric logo available for bulk orders

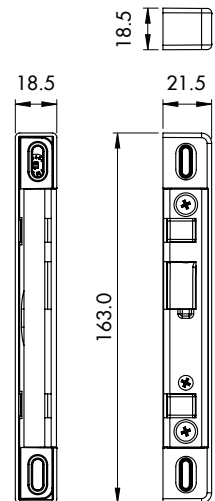
COLOURS

Cover only, excludes chassis. Colour matched with door furniture standard.



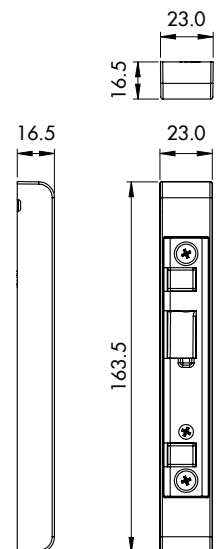
DS5010 | SLIDING DOOR KEEPER

APPLICATION	Advant and Universal OEM series
MATERIAL	Cover: Polesium™ Chassis: Metacom™ Striker: Stainless steel
FINISH	Powder coat or Mill finish
FIXINGS	Cross Fix, In-line, or Dual
ADJUSTMENT	9mm vertical & 5mm horizontal
PACKERS	9106649 - 2mm Mill Black 9106650 - 5mm Mill Black
ORDER CODE	MDS5010



DS5011 | SLIDING DOOR KEEPER

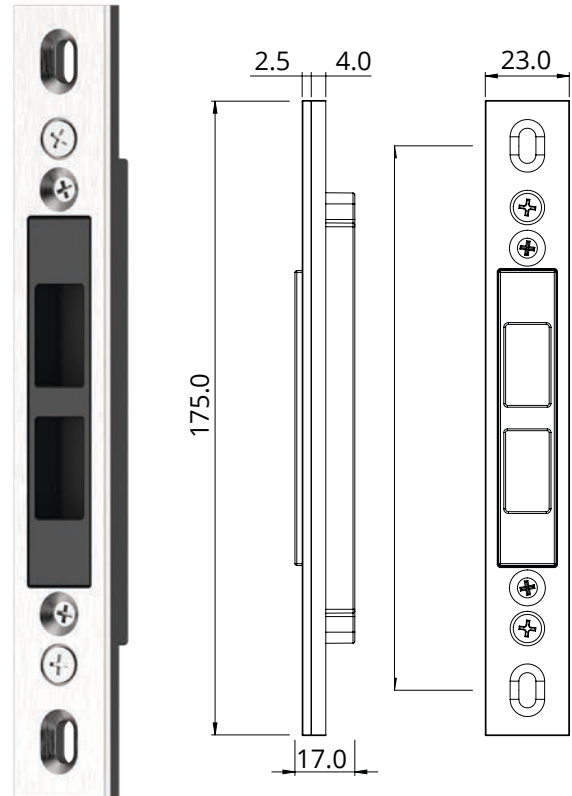
APPLICATION	Advant and Universal OEM series
MATERIAL	Cover: Polesium™ Chassis: Metacom™ Striker: Stainless steel
FINISH	Powder coat or Mill finish
FIXINGS	In-line
ADJUSTMENT	9mm vertical & 5mm horizontal
PACKERS	9106652 - 2mm Mill Black 9106651 - 5mm Mill Black
ORDER CODE	MDS5011



DN1291 | FLUSH KEEPER

APPLICATION	DN1290 Evolution Lockbody, DS2500 Umbra Lockbody
MATERIAL	Stainless steel faceplate, with Metacom™ base
FINISH	Stainless steel faceplate, powder coat black base
FIXINGS	In-line
ADJUSTMENT	5mm vertical & 4.7mm horizontal
STAND OFF	2.5mm
PACKER	4mm Polesium™ Mill Black

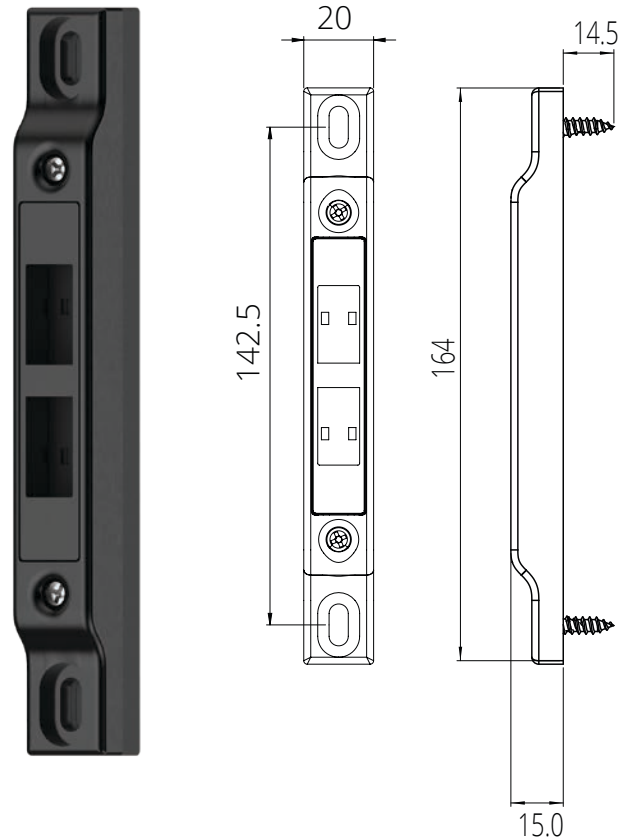
ORDER CODE	PRODUCT CODE
9052020	DN1291
9106372	Additional 2mm Packer



DN1293 | SURFACE KEEPER

APPLICATION	DN1290 Evolution Lockbody, DS2500 Umbra Lockbody
MATERIAL	Metacom™
FINISH	Powder coat black only
FIXINGS	In-line
ADJUSTMENT	6.5mm vertical & 4mm horizontal
STAND OFF	15mm
PACKER	2.5mm & 5mm Polesium™ Mill Black included

ORDER CODE	PRODUCT CODE
9052726	DN1293
9106694	Additional 2mm Packer
9052789	Additional 5mm Packer



INDEX

Advant Single Point Sliding Door Chassis	4	DS3006 Keeper	69
Belmont Morticed Sliding Door Lock Set	34	DS3006W Wide Keeper	70
Biio Chassis Two Point Patio Door Lock Chassis	14	DS3010 Carey (Polesium) Sliding Patio Twiin Door Lock	24
DN1290 Evolution Mortice Lockbody	54	DS3050 Essence Sliding Patio Twiin Door Lock	28
DN1291 Evolution Flush Keeper	72	DS3110 Carey (Zinc) Sliding Patio Twiin Door Lock	26
DN1293 Evolution Surface Keeper	72	DS3130 Timbarra (Zinc) Sliding Patio Twiin Door Lock	30
DN194 Evolution D-Pull Entrance Handle	56	DS3230 Timbarra (SS) Sliding Patio Twiin Door Lock	32
DN197 Offset Stainless Steel Handle	59	DS4000 Keeper	70
DN350 Evolution Avon D Pull Handle	57	DS5004 Extra Wide Keeper	70
DN351 Evolution Avon Narrow D Pull Handle	58	DS5010 Advant Sliding Door Keeper	71
DS1000A Boston Sliding Patio Door Lock	8	DS5011 Advant Sliding Door Keeper	71
DS1010A Archer Sliding Patio Door Lock	10	DS575 Evolution 195mm Flush Pull	60
DS1255 Evolution Escutcheon	55	DS578 Evolution 240mm Flush Pull	61
DS2006 Keeper	68	DS840 Low Profile Plate - Cylinder Hole	64
DS2006W Wide Keeper	68	DS841 Low Profile Plate - No Cylinder Hole	64
DS2010 Alpine Two Point Patio Door Lock	16	DS888 Mortice Pull Handle - Cylinder Hole	65
DS2016 Keeper	68	DS890 Layback Handle - Cylinder Hole	65
DS2016W Wide Keeper	69	DS890/2 Layback Handle - Cylinder Hole	65
DS2026 Keeper	69	DS891 Layback Handle - No Cylinder Hole	66
DS2130 Bisarra Two Point Patio Door Lock	18	DS891/2 Layback Handle - No Cylinder Hole	66
DS2150 Avana Two Point Patio Door Lock	20	DS892 Layback Handle - Cylinder Hole	66
DS2250 Sterling Mortice Lock Set	62	DS893 Layback Handle - No Cylinder Hole	67
DS2275 Bemont Morticed Sliding Door Lock Set	36	DS894 Lower Profile Layback Handle - Cylinder Hole	67
DS2285 Bemont Slimline Morticed Sliding Door Lock Set	38	DS895 Keeper	67
DS2400 Mortice Sliding Patio Door Lock Range	40	DS9/SS Flat External Door Plate	64
DS2400 Mortice Sliding Door Lockbody	42	DS930 Wilton OEM Sliding Patio Door Lock	12
DS2480 Snib Lock Escutcheon Furniture	48	DS930A Wilton Sliding Patio Door Lock	6
DS2500 Umbra Flush Mount Sliding Door Lock	50	Evolution Sliding Door Mortice Lock Set Range	52
DS3000X Twiin Sliding Door Surface Lock Chassis	22	Twiin Sliding Door Surface Lock Chassis	22

INNOVATORS

OF HARDWARE FOR WINDOWS AND DOORS

Sliding Door Lock Catalogue .v1.5-12.01.2024

SYDNEY

38 Redfern St,
Wetherill Park
Sydney, NSW 2164
Australia
Ph: +61 2 9609 2555
www.doric.com.au

AUCKLAND

26/C Triton Drive,
Albany, North Shore,
Auckland 0632
New Zealand
Ph: +64 9 415 5535
www.doric.co.nz

KUALA LUMPUR

Unit 6, Level 4, SetiaWalk Mall (*Block K*),
SetiaWalk, Persiaran Wawasan,
Pusat Bandar Puchong,
47160 Puchong, Selangor, Malaysia
Ph: +603 8602 2100
www.doric.com.my



SLIDING DOOR

LOCKS & ACCESSORIES